Jeremiah W. (Jay) Nixon, Governor • Harry D. Bozoian, Director
DEPARTMENT OF NATURAL RESOURCES
dnr.mo.gov

December 29, 2016

Sybil Chandler, MS, CSP, CHMM
Environmental Health and Safety Manager
Kansas City Field Office
National Nuclear Security Administration
14520 Botts Road
Kansas City, MO 64147

Mr. Kevin Phillips
Environmental Team Leader
U.S. General Services
Administration
2300 Main Street
Kansas City, MO 64108-2416

RE: Approval of Building 4 Investigation Report, Bannister Federal Complex, dated March 15, 2016, Kansas City, Missouri, EPA ID# MO9890010524

Dear Ms. Chandler and Mr. Phillips:

The Missouri Department of Natural Resources (department) received the Building 4 Investigation Report on March 30, 2016. This investigation addressed concerns in the Building 4 area related to potential metals and PAHs releases that were identified as a data gap in Section 11 of the Description of Current Conditions Report. The department, in coordination with EPA, reviewed the document and noted that page 13 had an error on the vinyl chloride concentration value for the December sampling event (477µg/L rather than the correct concentration 426 µg/L) and Figure 7 should have been labeled August 2015, rather than July 2015. A revised page 13 and Figure 7 to correct these items was received by the department on November 21, 2016. The department hereby approves the Building 4 Investigation Report.

Four wells, (TW-01, TW-02, TW-03, TW-04) were installed to the alluvium/bedrock interface and sampled on July 27-28, 2015, September 25, 2015, and December 8, 2015. Groundwater samples from these wells were analyzed for dissolved metals, total petroleum hydrocarbons (gasoline range organics/diesel range organics and oil range organics), semi-volatile organic compounds, volatile organic compounds, and PCBs (congeners). Metals were detected in all borings at concentrations indicative of background at the site with only arsenic being detected

Recycled paper

over Regional Screening Levels. The groundwater sampling did detect chlorinated solvents and petroleum hydrocarbons.

NNSA's recommendation contained in the subject report to add wells TW-02, TW-03, and TW-04 to the active groundwater monitoring system and to abandon well TW-01 is hereby approved. Wells TW-02, TW-03, and TW-04 shall be added to the wells sampled quarterly and included in the next Sampling and Analysis Plan revision.

If you have any questions concerning this letter, please contact Mr. Donald L. Dicks, Project Manager, of my staff at the Missouri Department of Natural Resources, Hazardous Waste Program, P.O. Box 176, Jefferson City, MO 65102-0176, by telephone at (573) 751-3553, or 1-800-361-4827, or by e-mail at don.dicks@dnr.mo.gov. Thank you.

Sincerely,

HAZARDOUS WASTE PROGRAM



Richard A. Nussbaum, P.E., R.G.
Chief, Permits Section

RAN:ddt

c: Mr. Bob Aston, Project Manager, U.S. EPA Region VII
Kansas City Regional Office, Missouri Department of Natural Resources

Department of Energy
National Nuclear Security Administration
Kansas City Field Office
14520 Botts Road
Kansas City, MO 64147

National Nuclear Security Administration

Mr. Donald L. Dicks
Project Manager
Permits Section
Missouri Department of Natural Resources
P.O. Box 176
Jefferson City, MO 65102-0176

March 22, 2016

RE: Building 4 Investigation Report - Bannister Federal Complex

Dear Mr. Dicks:

Attached please find two copies along with one electronic copy of the Report entitled *Building 4 Investigation Report Bannister Federal Complex Kansas City, Missouri* dated March 15, 2016.

The fieldwork described in this report was conducted as a part of activities to close potential data gaps as described in the Description of Current Conditions Report (DCCR). Copies are also being sent to Mr. Bob Aston at EPA.

Please feel free to contact me at (816) 488- 3417 should you have questions regarding this submittal.

Sincerely,

Sybil Chandler
EHS Manager
Office of Operations

cc: Bob Aston, Project Manager, U.S. EPA Region VII
Kevin Phillips U.S. General Services Administration
Ray Franson, HWP-Federal Facilities Section

Building 4 Investigation Report

Bannister Federal Complex

Kansas City, Missouri

March 15, 2016

Table of Contents

1.0 Introduction 1
2.0 Soil Sampling 5
2.1 Due Diligence Soil Sampling 5
3.0 Groundwater Sampling 8
3.1 Groundwater Flow Directions. 8
3.1.1 August 2015 Event 8
3.1.2 Late September 2015 Event 9
3.1.3 December 2015 Event 9
3.2 Groundwater Sampling 13
3.2.1 August 2015 Sampling Event 13
3.2.2 September 2015 Sampling Event 13
3.2.3 December 2015 sampling Event 13
4.0 Conclusion 17
5.0 References 18

Figures

Figure 1: Location of Building 4 at the Bannister Federal Complex 3
Figure 2: Location of Former Gas Tank at Building 4 4
Figure 3: Location of Temporary Wells and Previous Borings. 7
Figure 4: Potentiometric surface map August 2015 10
Figure 5: Potentiometric Surface Map September 2015 11
Figure 6: Potentiometric Surface Map December 2015 12
Figure 7: Contaminant Map August 2015 14
Figure 8: Contaminant September 2015 15
Figure 9: Contaminant Map December 2015 16

TABLES

Table 1: Soil Sampling Results from 4 Soil Borings 19
Table 2: Soil Borings in the Area of Building 4 Borings by S.S. Papadopulos and Associates, Inc. 20
Table 3: Analytical Methods Employed for Soil and Groundwater 33
Table 4: Building 4 Water Levels Lower Completions 34
Table 5: Building 4 Temporary Well Results August 2015 35
Table 6: August Method 1668 PCB Congener Results 37
Table 7: Building 4 Temporary Well Results September 2015 44
Table 8: September Method 1668 PCB Congener Results 46
Table 9: Building 4 Temporary Well Results December 2015 53
Table 10: December Method 1668 PCB Congener Results 55

1.0 Introduction

In accordance with the provisions of the Missouri Hazardous Waste Management Facility Permit for the Bannister Federal Complex (BFC) (MO9890010524) a Description of Current Conditions Report (DCCR) (DOE/GSA 2013) was prepared and submitted to the Missouri Department of Natural Resources (MDNR) and the United States Environmental Protection Agency Region VII (EPA) in March 2013. The DCCR included data gaps that represented areas at the BFC where environmental conditions may not have been fully characterized or where previous characterization activities raised questions that may not have been fully answered with regard to the presence, rate and/or extent of contamination.

One of the data gaps identified in the March 2013 DCCR relates to an area of the BFC located at Building 4 also known as the Former Vehicle Maintenance Building. The area specifically resides on the southwest side of the BFC (Figure 1). Building 4 housed the main mechanical shop for GSA operations at the BFC providing a variety of automotive repair (Beaver, 2006). Gas pumps were located on the east side of the building served by an 8,000-gallon underground storage tank (UST) on the opposite side of Freedom Drive (Fig. 2). A floor pit once existed near the southeast corner of the building and was used as part of a washout bay and may have been connected to the storm sewer system. The pit was subsequently filled, and the building remodeled to provide office space. An open grate once was located on the east side of the building and provided access to a crawl space, connected by a tunnel to Building 3 (Fig. 2). The grate has been replaced with a metal lid with hinges and has been covered with carpet (Beaver, 2006).

The 8,000-gallon gasoline UST located east of Building 4 was closed in place in 1993 (GSA 1993). Closure included washing and rinsing the tank, filling the tank with clean sand, and plugging the vent and both ends of the fuel line with concrete. Concentrations of petroleum hydrocarbons and benzene, toluene, ethylbenzene and xylene (BTEX) detected in soil samples were below cleanup levels required at the time (GSA 1993). Specifically, Missouri Leaking Underground Storage Tank Soil Clean-up Guidelines for Undisturbed Soil were followed. From this document, BTEX clean-up values were 1, 5, 10 and 10 µg/kg, respectively with a TPH clean-up value of 200 ppm. The closure was approved by MDNR in a letter dated February 17, 1994 (MDNR, 1994).

A Preliminary Assessment/Site Investigation (PA/SI) report, completed in May 2008 by SCS Engineers (SCS, 2008), indicated that based on soil and groundwater samples collected during the Site Investigation near Building 4, a release of metals and polycyclic aromatic hydrocarbons (PAH) may have occurred from a source in the vicinity of the building and that groundwater was believed to flow toward Indian Creek. The PA/SI report further stated that the extent of groundwater contamination with metals and PAHs in the vicinity of Building 4 had not been defined sufficiently to evaluate whether contamination could be impacting Indian Creek. The report recommended that the source and extent of metals and PAH contamination detected in groundwater in the vicinity of Building 4 be further evaluated.

Terracon Consultants, on behalf of Tetra Tech and GSA performed an investigation in 2011 to evaluate the source and extent of metals and PAH contamination in the vicinity of Building 4; to assess the presence of residual contamination associated with the 8,000-gallon gasoline underground storage tank (UST) formerly located east of Building 4; and to evaluate whether metals and PAHs in the vicinity of Building 4 were migrating off the BFC property and impacting surface water in Indian Creek (Terracon, 2011).

The body of previous environmental work in and around Building 4 was the reviewed by the Permitees. Based on this review, a number of issues related to this previous work were raised and discussed in a workplan to address potential data gaps related to possible contamination in the area of BD4. These issues included the fact that most, if not all, soil probes installed during previous studies at Building 4 were believed to have not reached the bedrock surface. Only one round of groundwater sampling was conducted as a part of previous field efforts and PCB congener values for soil were believed to have been calculated incorrectly. These issues raised sufficient questions to warrant reinvestigation as a part of the Data Gap closure process outlined in the Description of Current Conditions Report (DCCR).

A workplan was therefore written to close these gaps which included the installation of 4 temporary wells to bedrock in areas surrounding Building 4. The plan also included the collection of soil samples from the vadose zone for a wide variety of parameters including PCBs by Method 1668, semi-volatile organic compounds, total petroleum hydrocarbons (TPH), metals and volatile organic compounds. Three separate rounds of groundwater sampling were performed at roughly 60 day intervals to establish trends and reproducibility of results. A formal survey of the well locations was conducted with measurement of water levels in temporary wells along with water levels from adjacent existing wells performed in each sampling event to better define groundwater flow directions.

Fieldwork was performed in the summer and fall of 2015. Specific activities performed, data collected, results found and conclusions derived from this fieldwork are discussed below. In addition, soil borings from a subcontractor to Centerpoint Properties installed a large number of soil borings at the BFC, some of which were located near Building 4. Analysis results from this sampling are also provided and discussed here.

BLDG 1
BLDG 6
BLDG 4
BLDG 28
BLDG 3
N
0 50 100 200
FEET
0 25 50
METERS
U.S. DEPARTMENT OF ENERGY
GSA
BANNISTER FEDERAL COMPLEX
Project Title: Building 4 Investigation Report
Drawing Title: Figure 1: Location of Building 4 at the Bannister Federal Complex
Date: 02/04/2016

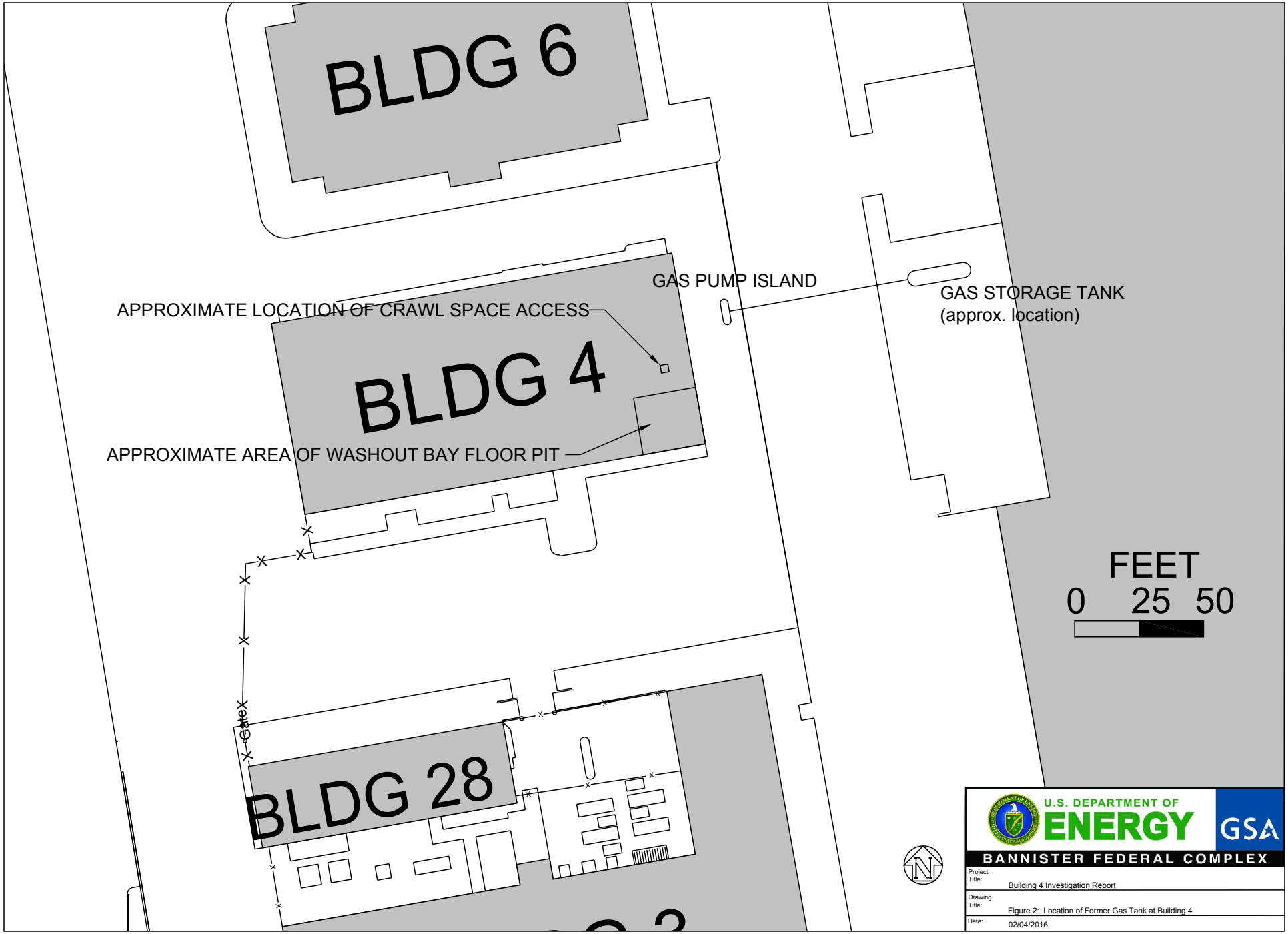
BLDG 6
GAS PUMP ISLAND
GAS STORAGE TANK
(approx. location)
APPROXIMATE LOCATION OF CRAWL SPACE ACCESS
BLDG 4
APPROXIMATE AREA OF WASHOUT BAY FLOOR PIT
FEET
0 25 50
BLDG 28
U.S. DEPARTMENT OF ENERGY
GSA
BANNISTER FEDERAL COMPLEX
Project Title: Building 4 Investigation Report
Drawing Title: Figure 2: Location of Former Gas Tank at Building 4
Date: 02/04/2016

2.0 Soil Sampling

Prior to the installation of drive point wells, a separate mobilization event was performed to install soil samples at 4 locations where the drive point wells would ultimately be installed. This separate mobilization event was conducted in lieu of a single mobilization because the drive point rig required to install the drive point wells was not available. A different drive point rig was therefore used for the installation of the soil borings.

Soil sampling from the four locations shown in Figure 3 identified as TW-01, TW-02, TW-03 and TW-04, revealed no evidence of a release of PCBs to the environment based on analysis using EPA Method 1668. Boring 3 detected only PCB congeners 006 and 008 at 39.7 and 50 ng/kg, respectively at 10 feet. Boring 5 detected PCB congeners 206 and 209 at the 5 and 10 foot depth ranging up to 119 and 160 ng/kg, respectively (Table 1). These extremely low results and the specific congeners detected do not indicate a release of PCBs to the environment from operations in and around Building 4.

No VOCs or semi-volatile compounds were detected in the 4 soil borings based upon analysis of cores from the 0-15 foot interval. Table 1 provides only results of sampling that had detection of analytes over the analytical detection limit.

Metals were detected in all borings at concentrations indicative of background at the site with only arsenic being detected over Regional Screening Levels (RSL's) (Table 1).

2.1 Due Diligence Soil Sampling

In addition to the borings discussed above, additional soil borings were installed by contractors to Centerpoint Properties (CP). These results are provided in Table 2. Selected results from this sampling are discussed below.

1, 2-dichloroethane was found in due diligence borings CP-41, CP-42, CP-43, CP-66A, CP-66, CP-67, CP-91 and CP-92 at depths from 1 to 16 ft below ground surface ranging from 49-56 µg/kg.

TPH DRO and TPH ORO were found in boring CP-041 at the 1-3 foot interval and 11-16 foot interval up to 7.6 and 22 mg/kg respectively (Table 2). TPH DRO and ORO were also found in boring CP-42 at the 1-3 foot interval and 11-16 foot interval up to 7.2 and 24 mg/kg respectively. TPH ORO was found in boring CP-42C at 11 mg/kg. TPH DRO and ORO were found in boring CP-66A at the 1 to 3 foot interval up to 6.8 and 25 mg/kg respectively and in the 6-16 foot interval at 5.7 and 20 mg/kg. Another adjacent boring to Building 4 from the CP due diligence activity was that from boring CP-91 which detected TPH DRO and ORO in up to 11 and 110 mg/kg, respectively in the 1-3 and 6-16 foot interval.

Toluene was detected in borings CP-41, CP-42, CP-43, CP-66, CP-67, CP-091 and CP-92 from 47 to 56 µg/kg.

Nitrobenzene was detected in several borings including CP-41-CP-43, CP-66, CP-67, CP-91 and CP-92 ranging between roughly 2.6 and 3 mg/kg.

Soil Sampling Summary

Results of soil sampling 4 soil borings installed as a part of this gap closure report failed to identify PCBs in soil indicative of a release to the environment. No VOCs or semi-volatile organic compounds (which include PAH's) were detected with metals results indicative of typical conditions at the facility.

Due diligence sampling by contractors for Centerpoint properties detected TPH DRO and TPH GRO less than 25 ppm in soil with the exception of one sample (CP-91) which detected TPH ORO at 110 mg/kg.

1, 2-dichlorethane was detected in several borings all hovering around 50 μg/kg.

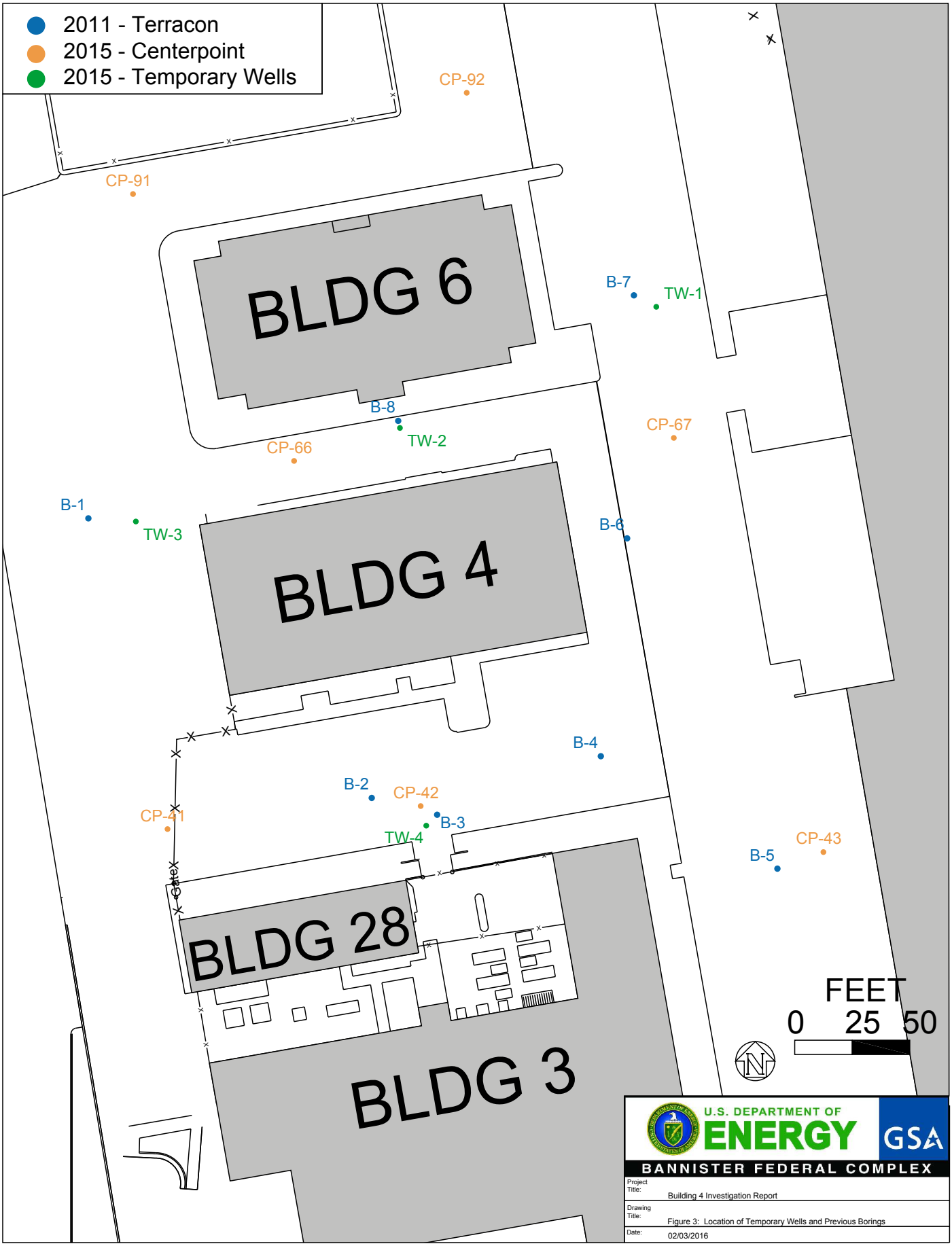
2011 - Terracon
2015 - Centerpoint
2015 - Temporary Wells
CP-92
CP-91
BLDG 6
B-7
TW-1
B-8
TW-2
CP-66
CP-67
B-1
TW-3
B-6
BLDG 4
B-4
B-2
CP-42
CP-41
B-3
TW-4
CP-43
B-5
BLDG 28
BLDG 3
FEET
0 25 50
U.S. DEPARTMENT OF ENERGY
GSA
BANNISTER FEDERAL COMPLEX
Project Title: Building 4 Investigation Report
Drawing Title: Figure 3: Location of Temporary Wells and Previous Borings
Date: 02/03/2016

3.0 Groundwater Sampling

The direct-push unit (Geoprobe®) for the installation of the four temporary wells was equipped with a 5-foot, acetate-lined Macro-Core® sampler for continuous collection of soil cores from each location. Soil was screened with a PID for the presence of organics. One sample was collected from 0-5, 5-10 and 10-15 feet below ground surface.

A 2 in. ID x 3.4 in OD 10 foot prepacked stainless steel screen was utilized to collect groundwater at each direct push probe location. Each well was screened in the lower gravel zone located just above the bedrock interface. The four wells shown in Figure 3 as TW-01, TW-02, TW-03 and TW-04 were surveyed and water level measurements from these and adjacent wells in the area were collected on three separate occasions so that an accurate representation of groundwater flow in the area could be determined. The four wells were also sampled for contamination on three occasions for total and dissolved metals, TPH (gasoline range organics/diesel range organics and oil range organics), semi-volatile organic compounds, volatile organic compounds and polychlorinated biphenyls (PCBs) to confirm previous detections and assess reproducibility. Each monitoring well was initially developed by pumping groundwater from the well until clear. For reference, Figure 3 also shows four drivepoint wells were installed to bedrock in the area of original borings installed by Terracon in 2011 labeled B-1, B-3, B-7 and B-8 in Figure 3.

Groundwater sampling was performed using methods described in the Sitewide Sampling and Analysis Plan (DOE 2013). Analysis of soil and groundwater was performed by Pace Analytical, Lenexa, KS. Table 3 shows analytical and preservation methods along with holding times for soil and groundwater.

3.1 Groundwater Flow Directions.

Water levels were collected from the 4 newly installed temporary wells around Building 4 along with a number of adjacent existing wells including wells (102, 12, 152 and 156). Water levels were collected as a separate event from the actual sampling of the wells for contamination so that water levels could be collected over a short period of time. Water levels were collected on July 27, September 25 and December 8, 2015.

3.1.1 August 2015 Event

Groundwater flow in the lower basal gravel at the BFC near Building 4 was variable based on water levels collected in August 2015 (Fig. 4/Table 4). Flow direction was predominately south to north in this area of the facility. This is in contrast the north to south flow exhibited by groundwater in areas south of the Main Manufacturing Building (MMB) running toward Indian Creek as described in Annual Groundwater Corrective Action Reports (DOE, 2015). Water levels collected from the area of Building 4 indicate flow onto the BFC from southwest to northeast. This feature is primarily created by the water

level measurement from well 12 which is elevated compared to surrounding wells. Flow continues northeast into the west edge of the Main Manufacturing Building as well as northward toward the West Boilerhouse. This southwest to northeast flow is distorted by water levels measured in the 4 new temporary wells where a localized groundwater depression is exhibited by Temporary well TW-03 while a localized groundwater mound is expressed by water levels from temporary wells TW-01 and TW-02. GSA was contacted regarding the presence of utilities which might have explained these unusual results. None were found in the immediate area of these wells that could produce the water levels noted.

3.1.2 Late September 2015 Event

The late September sampling event again showed a southwest to northeast flow, created by the elevated water level in well 12 with a perturbation in flow produced by water levels from the newly installed temporary wells (Fig. 5 /Table 4). In this event all water levels in each of the 4 wells were within 0.86 feet or less from being identical. A localized radial flow from north, east to southeast was manifested by the water levels from wells TW-01, TW-02 and TW-03 with groundwater ultimately discharging to building footing tile drains or flowing northward toward the West Boilerhouse (Fig. 5).

3.1.3 December 2015 Event

Similar to the late September water level measurement event, a southwest to northeast flow was again noted with a disturbed area of flow defined by water levels collected from wells TW-03 and TW-02 (Fig. 6, Table 4). A localized minor depression was noted from well TW-04 located just south of Building 4.

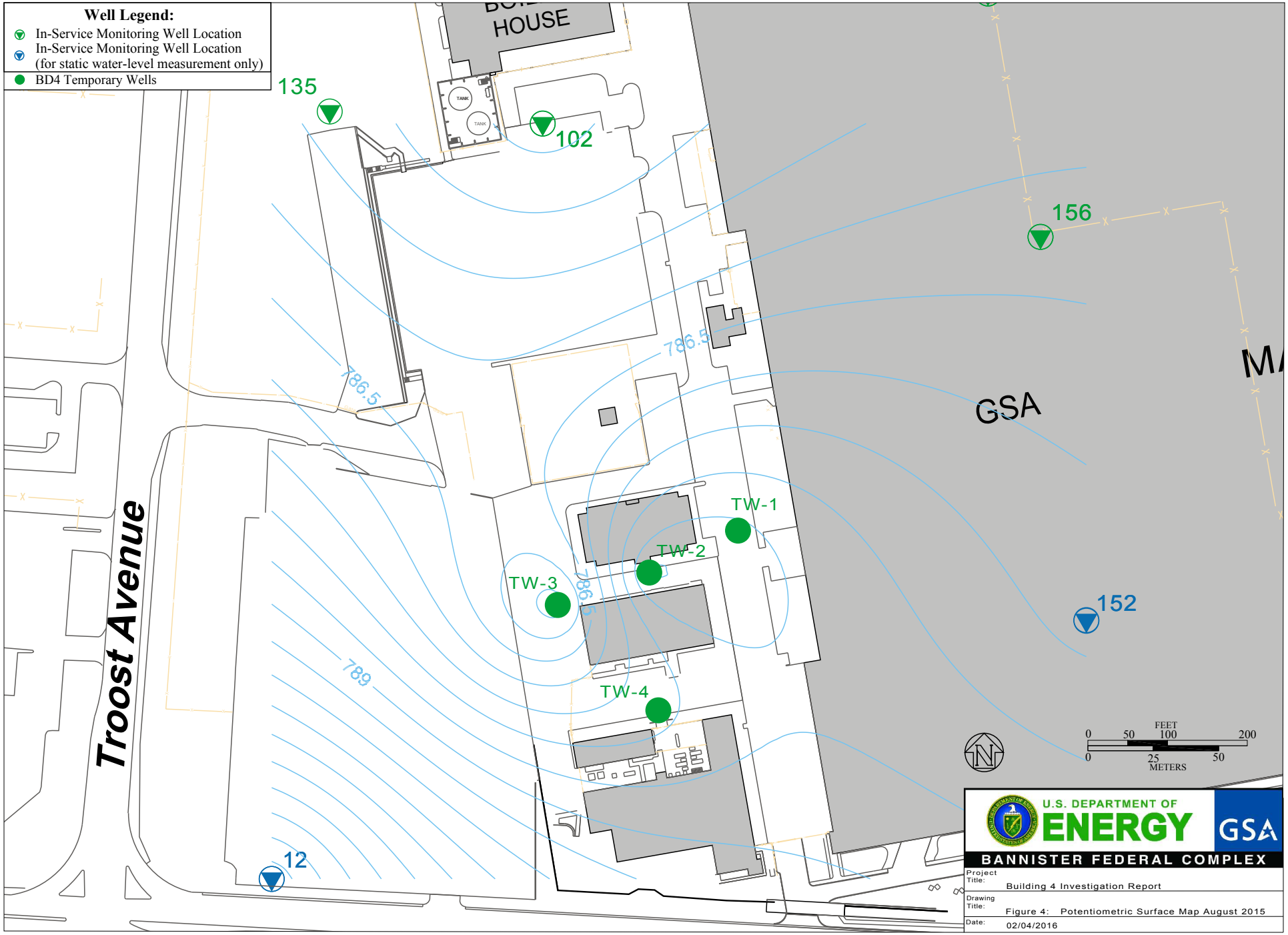
Well Legend:
In-Service Monitoring Well Location
In-Service Monitoring Well Location
(for static water-level measurement only)
BD4 Temporary Wells
HOUSE
135
102
156
152
12
TW-1
TW-2
TW-3
TW-4
786.5
786.5
786.5
789
GSA
Troost Avenue
FEET
0 50 100 200
0 25 50
METERS
U.S. DEPARTMENT OF ENERGY
GSA
BANNISTER FEDERAL COMPLEX
Project Title: Building 4 Investigation Report
Drawing Title: Figure 4: Potentiometric Surface Map August 2015
Date: 02/04/2016

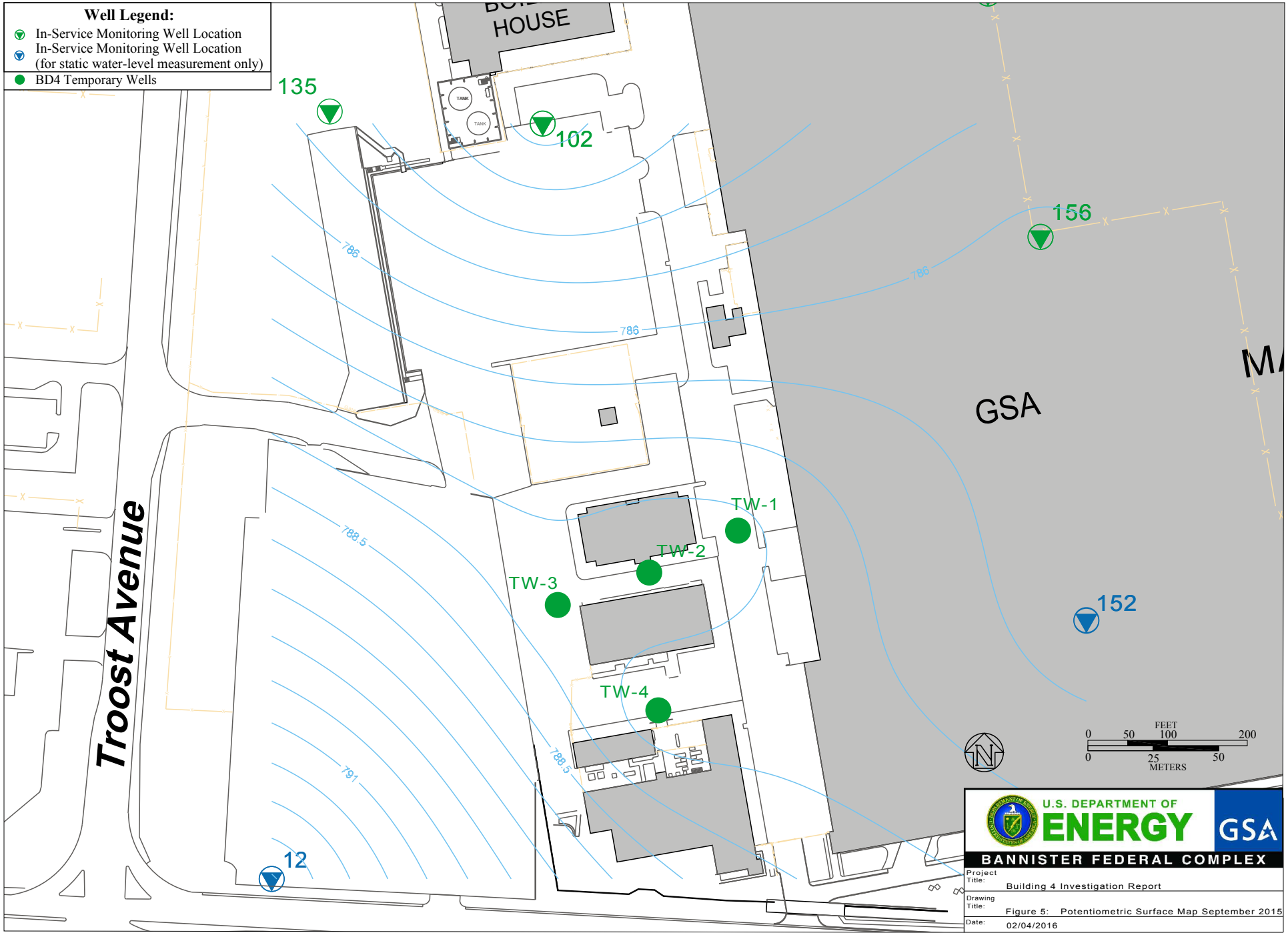
Well Legend:
In-Service Monitoring Well Location
In-Service Monitoring Well Location
(for static water-level measurement only)
BD4 Temporary Wells
HOUSE
135
102
156
152
12
TW-1
TW-2
TW-3
TW-4
786
788.5
791
GSA
Troost Avenue
FEET
0 50 100 200
0 25 50
METERS
U.S. DEPARTMENT OF ENERGY
GSA
BANNISTER FEDERAL COMPLEX
Project Title: Building 4 Investigation Report
Drawing Title: Figure 5: Potentiometric Surface Map September 2015
Date: 02/04/2016

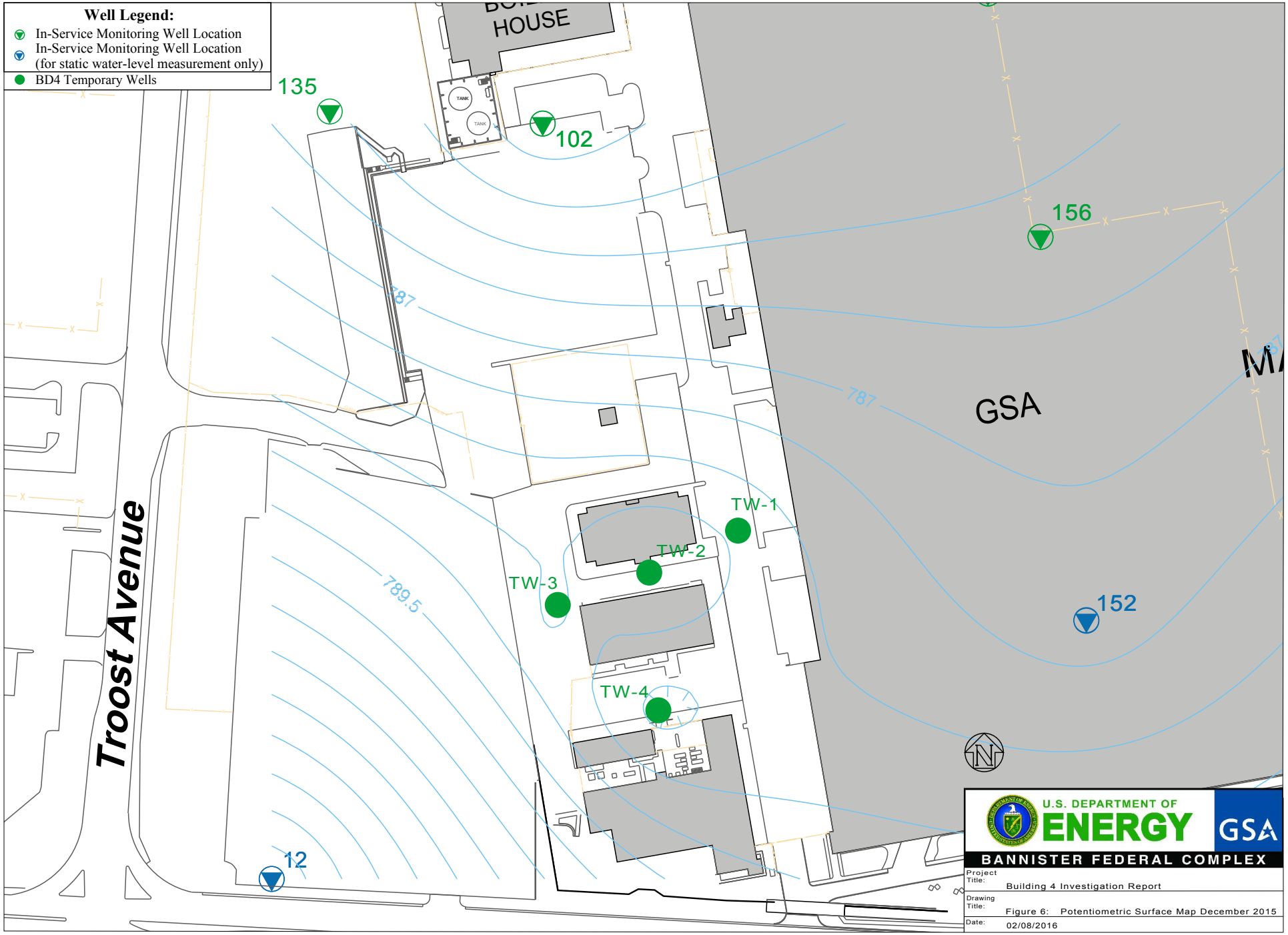
Well Legend:
In-Service Monitoring Well Location
In-Service Monitoring Well Location
(for static water-level measurement only)
BD4 Temporary Wells
HOUSE
TANK
TANK
135
102
156
152
12
TW-1
TW-2
TW-3
TW-4
787
787
789.5
GSA
Troost Avenue
N
U.S. DEPARTMENT OF
ENERGY
GSA
BANNISTER FEDERAL COMPLEX
Project Title: Building 4 Investigation Report
Drawing Title: Figure 6: Potentiometric Surface Map December 2015
Date: 02/08/2016

3.2 Groundwater Sampling

Groundwater sampling from the four temporary wells installed just above the alluvium bedrock interface exhibited contamination comprised of the three primary compounds found at the site trichloroethylene (TCE), 1, 2-dichloroethylene (1, 2-DCE) and vinyl chloride. In addition, TPH gasoline range organics (GRO) were detected in groundwater likely owing to historical releases from the former underground gasoline tank. Boring logs and well installation diagrams are provided at the end of this report. The contamination figures in this report provide only a total volatile organic compounds. A very similar contamination configuration would be exhibited by TPH GRO contamination with the majority of contamination being concentrated in TW-02. Results from each sampling event are discussed in more detail in the sections below.

3.2.1 August 2015 Sampling Event

TCE was found in well TW-02 at 8.8 µg/L while 1, 2-DCE was found in wells TW-02 and TW-04 at 1550 and 15.7 µg/L, respectively. Vinyl chloride was detected in well TW-02 at 258 µg/L and in TW-03 at 7.2 µg/L over site clean-up standards (Figure 7 and Table 5). Other solvents detected included 1, 1-dichlroethene and 1, 2-dichloroethane in well TW-02 at 1.4 and 0.53 µg/L, respectively less than the maximum concentration limit of 5 µg/L. 3.8 µg/L of chloroform was noted in well TW-03. TPH GRO was detected in wells TW-02 and TW-03 and 2030 µg/L and 536 µg/L respectively. Finally, benzene was detected at 84.2 µg/L in well TW-03 over the site clean-up standard of 5 µg/L.
Inorganic compounds included arsenic up to 47.2 µg/L (total) and 35.3 µg/L (dissolved) and chromium up to 61.3 (total) and lead up to 38 µg/L with dissolved lead being reported below detection limits.

3.2.2 September 2015 Sampling Event

Wells TW-02 and TW-04 again detected 1, 2-DCE at 3040 and 13.9 µg/L in the September sampling event. TPH GRO contamination was limited to well TW-02 in the September sampling event at 2570 µg/L with TPH GRO absent in well TW-03 compared to the August event. Benzene and vinyl chloride were detected in well TW-03 at 20.8 and 4.3 µg/L respectively both over site clean-up standards (Figure 8 and Table 6).

Total lead was present up to 13.4 µg/L in well TW-01 with dissolved lead reported below analytical detection limits. Dissolved arsenic was present up to 38.2 µg/L over the MCL of 10 µg/L (Table 7). As has been discussed previously, arsenic occurs naturally in the BFC subsurface environment (Korte, 1990).

3.2.3 December 2015 sampling Event

A similar contaminant distribution was noted from the December 2015 sampling event to that of September. 1, 2-DCE was again detected in well TW-02 and TW-04 at 2,630 and 14.3 µg/L respectively. TPH was detected in well TW-02 at 2280 µg/L with vinyl chloride detected in well TW-02 at 426 µg/L (Table 7/Figure 9). Benzene was again detected in well TW-03 at 2.3 µg/L below the site clean-up standard of 5 µg/L. The only well to detect total lead was TW-01 at 14 µg/L with no dissolved lead detected.
Arsenic was detected in wells TW-01 and TW-04 at 43.4 and 49.4 µg/L, respectively.

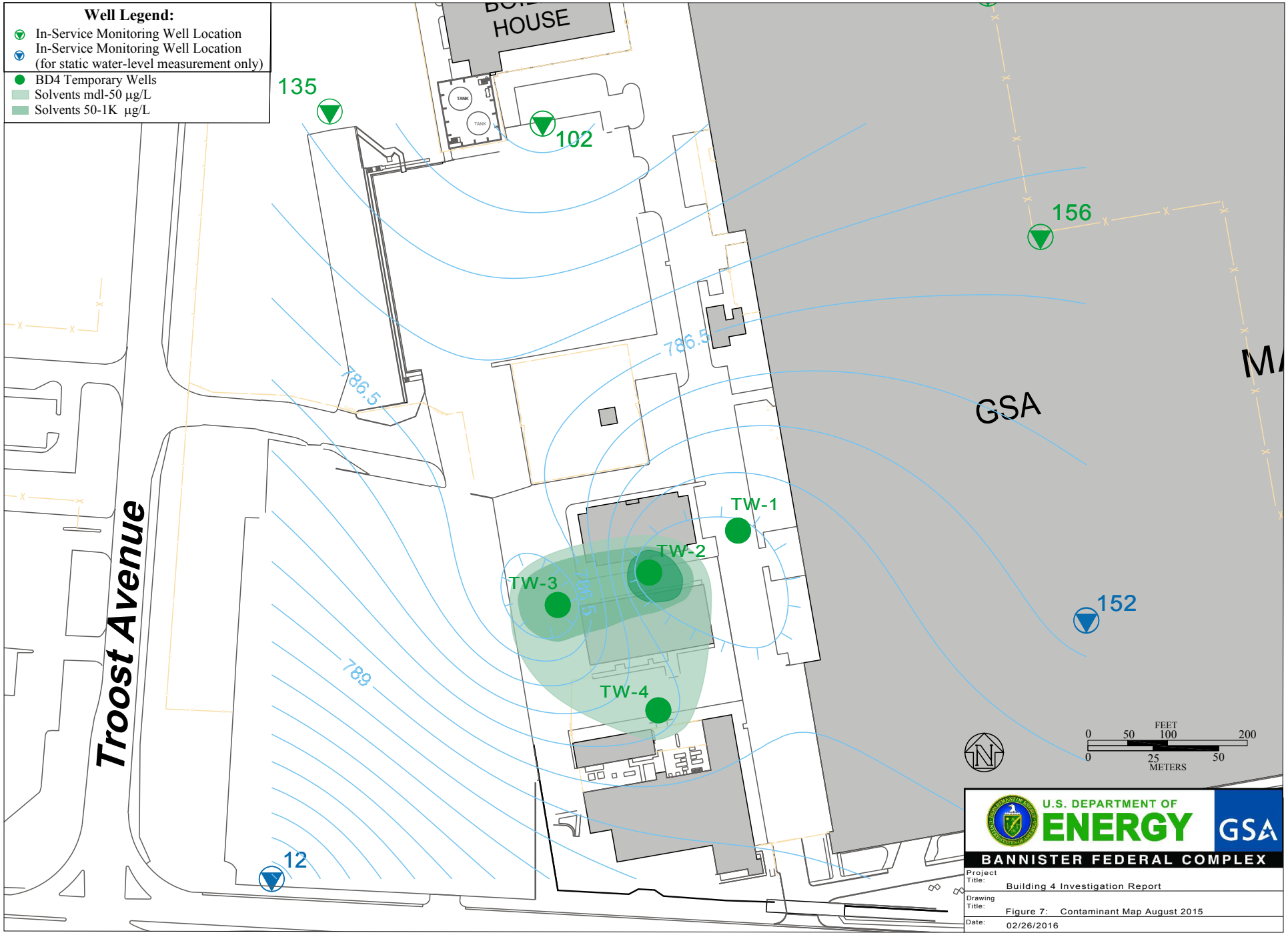
Well Legend:
In-Service Monitoring Well Location
In-Service Monitoring Well Location
(for static water-level measurement only)
BD4 Temporary Wells
Solvents mdl-50 µg/L
Solvents 50-1K µg/L
HOUSE
135
102
156
152
12
TW-1
TW-2
TW-3
TW-4
786.5
786.5
789
GSA
Troost Avenue
FEET
0 50 100 200
0 25 50
METERS
U.S. DEPARTMENT OF ENERGY
GSA
BANNISTER FEDERAL COMPLEX
Project Title: Building 4 Investigation Report
Drawing Title: Figure 7: Contaminant Map August 2015
Date: 02/26/2016

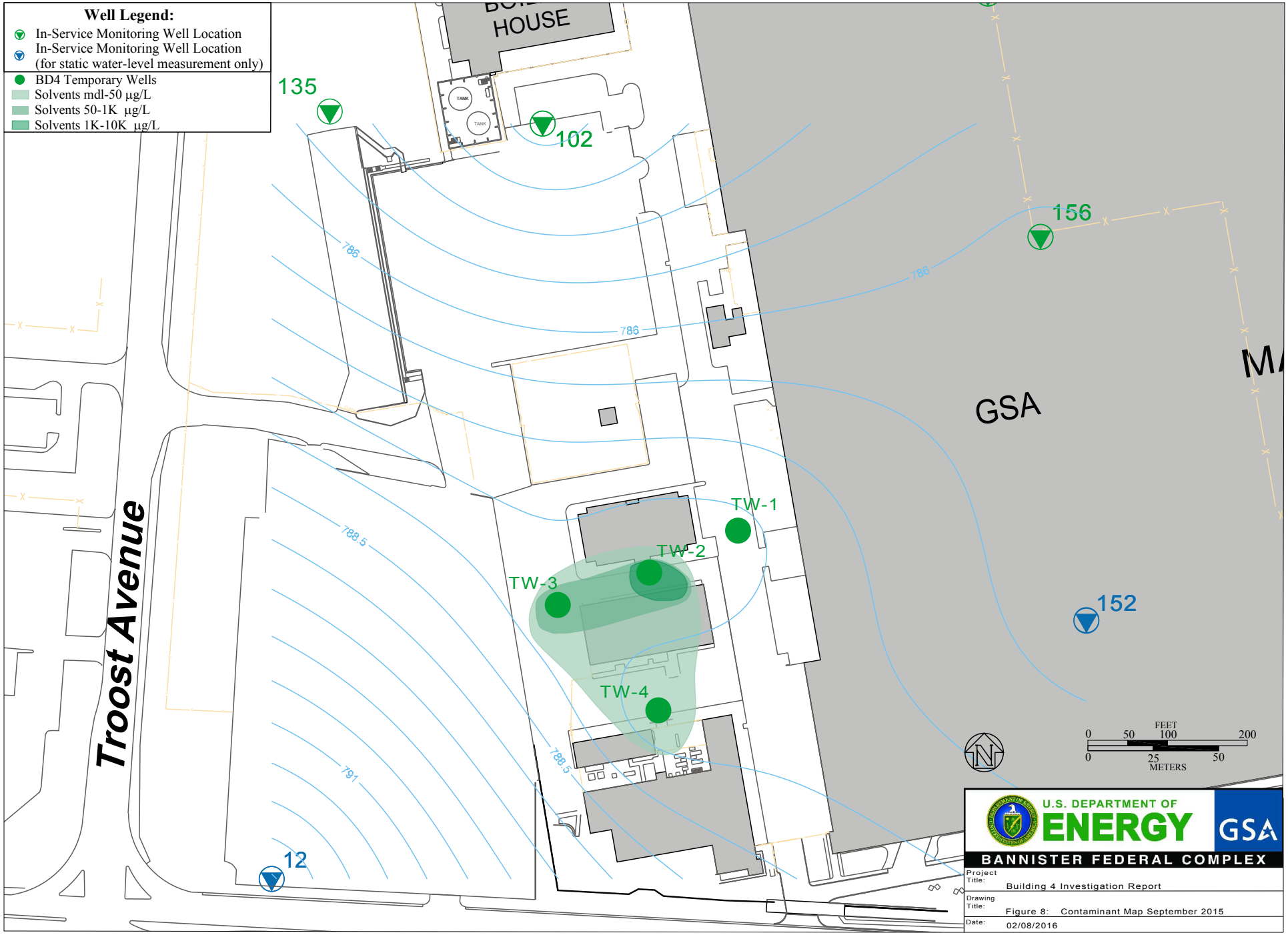
Well Legend:
In-Service Monitoring Well Location
In-Service Monitoring Well Location
(for static water-level measurement only)
BD4 Temporary Wells
Solvents mdl-50 µg/L
Solvents 50-1K µg/L
Solvents 1K-10K µg/L
HOUSE
135
102
156
152
12
TW-1
TW-2
TW-3
TW-4
786
788.5
791
GSA
Troost Avenue
FEET
0 50 100 200
0 25 50
METERS
U.S. DEPARTMENT OF ENERGY
GSA
BANNISTER FEDERAL COMPLEX
Project Title: Building 4 Investigation Report
Drawing Title: Figure 8: Contaminant Map September 2015
Date: 02/08/2016

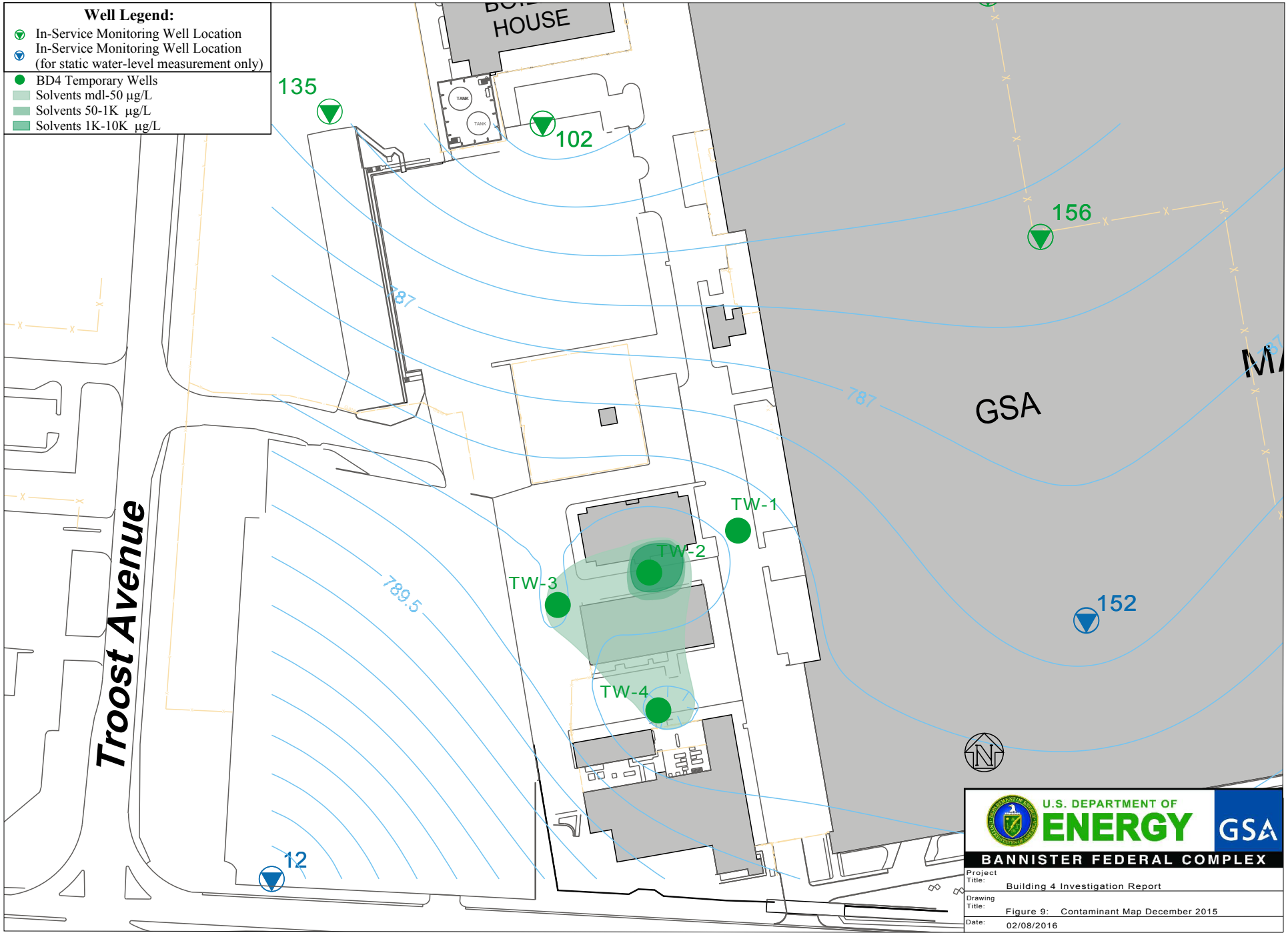
Well Legend:
In-Service Monitoring Well Location
In-Service Monitoring Well Location
(for static water-level measurement only)
BD4 Temporary Wells
Solvents mdl-50 µg/L
Solvents 50-1K µg/L
Solvents 1K-10K µg/L
HOUSE
135
102
156
152
12
TW-1
TW-2
TW-3
TW-4
787
789.5
GSA
Troost Avenue
U.S. DEPARTMENT OF ENERGY
GSA
BANNISTER FEDERAL COMPLEX
Project Title: Building 4 Investigation Report
Drawing Title: Figure 9: Contaminant Map December 2015
Date: 02/08/2016

4.0 Conclusion

Analytical results of four soil borings installed in the area of Building 4 combined with review of soil data collected in the vicinity of Building 4 by contractors to Centerpoint Properties did not identify a source of soil contamination by polychlorinated biphenyls, polycyclic aromatic hydrocarbons or metals.

Total petroleum hydrocarbons were present sporadically in soil which suggest releases related to the former use of Building 4 as an automotive maintenance area and the existence of a former active underground storage tank just east of the building.

Groundwater sampling from four new temporary wells installed to the alluvium/bedrock interface detected contamination by chlorinated solvents and petroleum hydrocarbons. A release of metals and/or polycyclic aromatic hydrocarbons, raised as a possible issue in a 2011 PA/SI for the building, was not confirmed in this study.

Groundwater flow directions from the newly installed wells along with existing surrounding wells in three separate sampling events at roughly 60 day intervals indicate northeastward flow of groundwater on to the BFC property. This feature is primarily created by water levels from monitoring well 12. Groundwater flow in the immediate area of Building 4 is distorted in that a minor groundwater depression often exists adjacent to a minor groundwater mound. Overall flow in the immediate area of Building 4 is northeastward toward the Main Manufacturing Building where it is likely captured by building footing tile drains or northward toward the West Boilerhouse.

Contamination is primarily confined to well TW-2 and to a lesser extent to TW-03. As such contamination appears to be isolated to the area of Building 4.

It is recommended that wells TW-02, TW-03 and TW-4 be added to the list of active groundwater monitoring wells at the BFC. It is recommended that well TW-01 be abandoned in accordance with state of Missouri regulations.

5.0 References

Beaver 2006. Bob Beaver, GSA, on-site interview and tour of potential sources with David Lady, October 3, 2006.

DOE 2013 Sitewide *Sampling and Analysis Plan for the Bannister Federal Complex* **Kansas** City, Missouri

GSA 1993. *MDNR Closure Report Parts A and B, for Underground Storage Tank, Contents: Gasoline, 8000 Gallon Capacity, Owner General Services Administration,* December 1993.

Korte, N. 1990. *Naturally Occurring Arsenic in the Groundwater at the Kansas City Plant*, Oak Ridge National Labs Grand Junction, Colorado December, 1990.

MDNR 1994. Letter from C. Dean Martin, MDNR, to Rick Etem, GSA, February 17, 1994.

NNSA/GSA 2013. *Description of Current Conditions Report Bannister Federal Complex* Kansas City Missouri March, 2013

SCS, 2008 *Preliminary Assessment & Site Inspection GSA-Managed Property Bannister Federal Complex Kansas City, Missouri*. SCS Engineers Overland Park, KS May 2008

Terracon, 2011. *Soil and Groundwater Sampling Report – Revision 1.0*. GSA Bannister Federal Complex – Building 4, Terracon. Lenexa, KS September 13, 2011

Table 1
Sampling Results from Building 4 Soil Borings

Analyte	Units	TWBD4-01			TWBD4-02			TWBD4-03			TWBD4-04			RSL Industrial Soil
Depth	**ft.**	**0 - 5 ft.**	**5 - 10 ft.**	**10 - 15 ft.**	**0 - 5 ft.**	**5 - 10 ft.**	**10 - 15 ft.**	**0 - 5 ft.**	**5 - 10 ft.**	**10 - 15 ft.**	**0 - 5 ft.**	**5 - 10 ft.**	**10 - 15 ft.**	**mg/kg**
Aluminum	mg/kg	19,100	20,300	20,100	20,000	18,200	18,700	21,500	20,400	17,200	21,800	20,500	19,600	
Antimony	mg/kg	3.4	2.7	2.9	3.4									470
Arsenic	mg/kg	4.9	10.5	8.1	11.7	12.8	9.1	6	10.5	9.4	6.4	6.4	7.5	3
Barium	mg/kg	141	268	206	624	(M1) 199	211	245	703	287	195	253	164	220,000
Beryllium	mg/kg	0.87	0.96	0.88	1	0.9	0.86	0.94	0.88	0.85	0.93	0.91	0.83	2,300
Cadmium	mg/kg		0.89		1.6		0.57			0.9		0.7		980
Calcium	mg/kg	8,790	20,400	4,370	4,260	5,450	5,200	5,610	6,240	12,700	5,800	5,240	3,700	
Chromium	mg/kg	22.7	24.8	22.8	23	19.7	20.7	21.7	23	26.5	22.5	21.5	21.8	
Cobalt	mg/kg	8.4	21.5	8.6	38.5	7.8	11.1	9	10.3	16	8	12	5.6	350
Copper	mg/kg	14.6	20.7	16.5	20.7	17.6	16.7	18.3	16.1	17.3	19.5	18.3	16.2	47,000
Iron	mg/kg	20,10	22,400	21,900	24,700	21,300	18,800	18,700	19,700	18,100	19,100	19,200	17,800	820,000
Lead	mg/kg	13.7	18.6	14.4	32.4	11.7	14.2	11.7	12.9	19.8	10.8	12	9	800
Magnesium	mg/kg	3,310	3,370	3,520	2,840	2,920	2,570	2,920	2,890	2,090	2,710	2,670	3,070	
Manganese	mg/kg	371	1,940	640	4,470	533	1,120	615	787	1,370	529	1,360	229	26,000
Nickel	mg/kg	16.8	42.1	22	58.4	22.5	29.2	25	24.3	37.2	19.8	31.9	18.1	
PCB-006	ng/kg								39.7					
PCB-008	ng/kg								50					
PCB-206	ng/kg										119	113		
PCB-209	ng/kg										160	159		
Percent Moisture	%	20.2	19.3	24.6	19.1	20.6	21.7	19.4	20.9	21.8	19.9	18.8	23.8	
Potassium	mg/kg	2,550	2,740	2,820	2,440	(M1) 2,270	2,280	2,170	2,620	2,340	3,130	2,900	2,740	
Sodium	mg/kg	1,670	3,120	1,160	3,870	1,040	214	1,530	400	505	1,950	1,070	794	
Thallium	mg/kg		3.4		7.7									12
Vanadium	mg/kg	31.7	47.1	39.8	57.7	43	39.5	37.8	47	43.1	39.2	38.4	37	5,800
Zinc	mg/kg	62.8	62.8	68.8	60.2	56.6	57.6	60.3	57.8	103	62.1	64.3	59.4	350,000

M1 = Matrix spike recovery exceeded QC limits. Batch accepted based on laboratory control sample (LCS) recovery.

Table 2
Soil Borings in the Area of Building 4
Borings by S. S. Papadopulos Associates, Inc.

Sample Location ID	Depth to Top ft BGS	Depth to Bottom ft BGS	Date	Lab Sample	Chemical	Value	Units	Regional Screening Levels	RSLs Units
CP-041-A	1	3	31-Mar-15	7830090	1,2-Dichloroethane-d4	49	ug/kg		
CP-041-A	1	3	31-Mar-15	7830090	2,4,6-Tribromophenol	5400	ug/kg		
CP-041-A	1	3	31-Mar-15	7830090	2-Fluorobiphenyl	2800	ug/kg		
CP-041-A	1	3	31-Mar-15	7830090	2-Fluorophenol	6100	ug/kg		
CP-041-A	1	3	31-Mar-15	7830090	4-Bromofluorobenzene	40	ug/kg		
CP-041-A	1	3	31-Mar-15	7830090	4-Hydroxy-4-methyl-2-pentanone	2400	ug/kg		
CP-041-A	1	3	31-Mar-15	7830090	Arsenic	8.99	mg/kg	3	mg/kg
CP-041-A	1	3	31-Mar-15	7830090	Barium	190	mg/kg	220,000	mg/kg
CP-041-A	1	3	31-Mar-15	7830090	Beryllium	1.52	mg/kg	2,300	mg/kg
CP-041-A	1	3	31-Mar-15	7830090	Cadmium	0.352	mg/kg	980	mg/kg
CP-041-A	1	3	31-Mar-15	7830090	Chromium	35.5	mg/kg		
CP-041-A	1	3	31-Mar-15	7830090	Decachlorobiphenyl	9.5	ug/kg		
CP-041-A	1	3	31-Mar-15	7830090	Dibromofluoromethane	57	ug/kg		
CP-041-A	1	3	31-Mar-15	7830090	Dodecanoic acid	220	ug/kg		
CP-041-A	1	3	31-Mar-15	7830090	Lead	21.8	mg/kg	800	mg/kg
CP-041-A	1	3	31-Mar-15	7830090	Moisture	21	%		
CP-041-A	1	3	31-Mar-15	7830090	n-Hexadecanoic acid	1600	ug/kg		
CP-041-A	1	3	31-Mar-15	7830090	Nitrobenzene-d5	2700	ug/kg		
CP-041-A	1	3	31-Mar-15	7830090	Phenol-d6	5900	ug/kg		
CP-041-A	1	3	31-Mar-15	7830090	Selenium	0.791	mg/kg	5,800	mg/kg
CP-041-A	1	3	31-Mar-15	7830090	Silver	0.0742	mg/kg	5,800	mg/kg
CP-041-A	1	3	31-Mar-15	7830090	Terphenyl-d14	2500	ug/kg		
CP-041-A	1	3	31-Mar-15	7830090	Tetrachloroethene	1	ug/kg	100	mg/kg
CP-041-A	1	3	31-Mar-15	7830090	Tetrachloro-m-xylene	10	ug/kg		
CP-041-A	1	3	31-Mar-15	7830090	Tetradecanoic acid	170	ug/kg		
CP-041-A	1	3	31-Mar-15	7830090	Toluene-d8	50	ug/kg		
CP-041-A	1	3	31-Mar-15	7830090	Total SVOC TICs	6000	ug/kg		
CP-041-A	1	3	31-Mar-15	7830090	TPH-DRO	7600	ug/kg		
CP-041-A	1	3	31-Mar-15	7830090	TPH-ORO	20000	ug/kg		
CP-041-A	1	3	31-Mar-15	7830090	Uranium	2.44	mg/kg		
CP-041-B	6	11	31-Mar-15	7830091	1,2-Dichloroethane-d4	49	ug/kg		
CP-041-B	6	11	31-Mar-15	7830091	4-Bromofluorobenzene	43	ug/kg		
CP-041-B	6	11	31-Mar-15	7830091	Dibromofluoromethane	51	ug/kg		
CP-041-B	6	11	31-Mar-15	7830091	Moisture	20.3	%		
CP-041-B	6	11	31-Mar-15	7830091	Tetrachloroethene	2	ug/kg	100	mg/kg
CP-041-B	6	11	31-Mar-15	7830091	Toluene-d8	50	ug/kg		
CP-041-BC	6	16	31-Mar-15	7830093	2,4,6-Tribromophenol	5300	ug/kg		
CP-041-BC	6	16	31-Mar-15	7830093	2-Fluorobiphenyl	2800	ug/kg		
CP-041-BC	6	16	31-Mar-15	7830093	2-Fluorophenol	5800	ug/kg		
CP-041-BC	6	16	31-Mar-15	7830093	4-Hydroxy-4-methyl-2-pentanone	4200	ug/kg		
CP-041-BC	6	16	31-Mar-15	7830093	4-Methyl-3-penten-2-one	260	ug/kg		
CP-041-BC	6	16	31-Mar-15	7830093	Arsenic	11	mg/kg	3	mg/kg
CP-041-BC	6	16	31-Mar-15	7830093	Barium	214	mg/kg	220,000	mg/kg
CP-041-BC	6	16	31-Mar-15	7830093	Beryllium	1.2	mg/kg	2,300	mg/kg
CP-041-BC	6	16	31-Mar-15	7830093	Cadmium	0.31	mg/kg	980	mg/kg
CP-041-BC	6	16	31-Mar-15	7830093	Chloroiodomethane	220	ug/kg		
CP-041-BC	6	16	31-Mar-15	7830093	Chromium	30.1	mg/kg		
CP-041-BC	6	16	31-Mar-15	7830093	Decachlorobiphenyl	9.1	ug/kg		
CP-041-BC	6	16	31-Mar-15	7830093	Dodecanoic acid	280	ug/kg		
CP-041-BC	6	16	31-Mar-15	7830093	Lead	16.4	mg/kg	800	mg/kg

http://www.epa.gov/risk/regional-screening-levels-rsls-generic-tables-november-2015
November 2015 Regional Screening Levels (Summary Table)

Table 2
Soil Borings in the Area of Building 4
Borings by S. S. Papadopulos Associates, Inc.

Sample Location ID	Depth to Top ft BGS	Depth to Bottom ft BGS	Date	Lab Sample	Chemical	Value	Units	Regional Screening Levels	RSLs Units
CP-041-BC	6	16	31-Mar-15	7830093	Moisture	21.9	%		
CP-041-BC	6	16	31-Mar-15	7830093	n-Hexadecanoic acid	1700	ug/kg		
CP-041-BC	6	16	31-Mar-15	7830093	Nitrobenzene-d5	2700	ug/kg		
CP-041-BC	6	16	31-Mar-15	7830093	Phenol-d6	5600	ug/kg		
CP-041-BC	6	16	31-Mar-15	7830093	Selenium	0.268	mg/kg	5,800	mg/kg
CP-041-BC	6	16	31-Mar-15	7830093	Silver	0.06	mg/kg	5,800	mg/kg
CP-041-BC	6	16	31-Mar-15	7830093	Terphenyl-d14	2900	ug/kg		
CP-041-BC	6	16	31-Mar-15	7830093	Tetrachloro-m-xylene	9.4	ug/kg		
CP-041-BC	6	16	31-Mar-15	7830093	Tetradecanoic acid	180	ug/kg		
CP-041-BC	6	16	31-Mar-15	7830093	Total SVOC TICs	8000	ug/kg		
CP-041-BC	6	16	31-Mar-15	7830093	TPH-DRO	5300	ug/kg		
CP-041-BC	6	16	31-Mar-15	7830093	TPH-ORO	22000	ug/kg		
CP-041-BC	6	16	31-Mar-15	7830093	Uranium	1.58	mg/kg		
CP-041-C	11	16	31-Mar-15	7830092	1,2-Dichloroethane-d4	50	ug/kg		
CP-041-C	11	16	31-Mar-15	7830092	4-Bromofluorobenzene	43	ug/kg		
CP-041-C	11	16	31-Mar-15	7830092	Dibromofluoromethane	52	ug/kg		
CP-041-C	11	16	31-Mar-15	7830092	Moisture	24	%		
CP-041-C	11	16	31-Mar-15	7830092	Tetrachloroethene	2	ug/kg	100	mg/kg
CP-041-C	11	16	31-Mar-15	7830092	Toluene-d8	50	ug/kg		
CP-042-A	1	3	31-Mar-15	7830094	1,2-Dichloroethane-d4	56	ug/kg		
CP-042-A	1	3	31-Mar-15	7830094	2,4,6-Tribromophenol	5400	ug/kg		
CP-042-A	1	3	31-Mar-15	7830094	2-Fluorobiphenyl	2800	ug/kg		
CP-042-A	1	3	31-Mar-15	7830094	2-Fluorophenol	6200	ug/kg		
CP-042-A	1	3	31-Mar-15	7830094	4-Bromofluorobenzene	45	ug/kg		
CP-042-A	1	3	31-Mar-15	7830094	4-Hydroxy-4-methyl-2-pentanone	2900	ug/kg		
CP-042-A	1	3	31-Mar-15	7830094	Arsenic	5.62	mg/kg	3	mg/kg
CP-042-A	1	3	31-Mar-15	7830094	Barium	147	mg/kg	220,000	mg/kg
CP-042-A	1	3	31-Mar-15	7830094	Benzo(a)anthracene	14	ug/kg		
CP-042-A	1	3	31-Mar-15	7830094	Benzo(a)pyrene	19	ug/kg	0.29	mg/kg
CP-042-A	1	3	31-Mar-15	7830094	Benzo(b)fluoranthene	25	ug/kg	2.90	mg/kg
CP-042-A	1	3	31-Mar-15	7830094	Benzo(g,h,i)perylene	17	ug/kg		
CP-042-A	1	3	31-Mar-15	7830094	Benzo(k)fluoranthene	13	ug/kg	29	mg/kg
CP-042-A	1	3	31-Mar-15	7830094	Beryllium	1.02	mg/kg	2,300	mg/kg
CP-042-A	1	3	31-Mar-15	7830094	Cadmium	0.272	mg/kg	980	mg/kg
CP-042-A	1	3	31-Mar-15	7830094	Chromium	25	mg/kg		
CP-042-A	1	3	31-Mar-15	7830094	Chrysene	20	ug/kg	290	mg/kg
CP-042-A	1	3	31-Mar-15	7830094	Decachlorobiphenyl	9.2	ug/kg		
CP-042-A	1	3	31-Mar-15	7830094	Dibromofluoromethane	55	ug/kg		
CP-042-A	1	3	31-Mar-15	7830094	Dodecanoic acid	210	ug/kg		
CP-042-A	1	3	31-Mar-15	7830094	Fluoranthene	33	ug/kg	30,000	mg/kg
CP-042-A	1	3	31-Mar-15	7830094	Indeno(1,2,3-cd)pyrene	14	ug/kg	2.90	mg/kg
CP-042-A	1	3	31-Mar-15	7830094	Lead	16.2	mg/kg	800	mg/kg
CP-042-A	1	3	31-Mar-15	7830094	Moisture	19.8	%		
CP-042-A	1	3	31-Mar-15	7830094	n-Hexadecanoic acid	1600	ug/kg		
CP-042-A	1	3	31-Mar-15	7830094	Nitrobenzene-d5	2800	ug/kg		
CP-042-A	1	3	31-Mar-15	7830094	Phenanthrene	9	ug/kg		
CP-042-A	1	3	31-Mar-15	7830094	Phenol-d6	6000	ug/kg		
CP-042-A	1	3	31-Mar-15	7830094	Pyrene	32	ug/kg	23,000	mg/kg
CP-042-A	1	3	31-Mar-15	7830094	Selenium	0.404	mg/kg	5,800	mg/kg
CP-042-A	1	3	31-Mar-15	7830094	Silver	0.0676	mg/kg	5,800	mg/kg

http://www.epa.gov/risk/regional-screening-levels-rsls-generic-tables-november-2015
November 2015 Regional Screening Levels (Summary Table)

Table 2
Soil Borings in the Area of Building 4
Borings by S. S. Papadopulos Associates, Inc.

Sample Location ID	Depth to Top ft BGS	Depth to Bottom ft BGS	Date	Lab Sample	Chemical	Value	Units	Regional Screening Levels	RSLs Units
CP-042-A	1	3	31-Mar-15	7830094	Terphenyl-d14	3000	ug/kg		
CP-042-A	1	3	31-Mar-15	7830094	Tetrachloro-m-xylene	10	ug/kg		
CP-042-A	1	3	31-Mar-15	7830094	Toluene-d8	48	ug/kg		
CP-042-A	1	3	31-Mar-15	7830094	Total SVOC TICs	5800	ug/kg		
CP-042-A	1	3	31-Mar-15	7830094	TPH-DRO	7200	ug/kg		
CP-042-A	1	3	31-Mar-15	7830094	TPH-ORO	24000	ug/kg		
CP-042-A	1	3	31-Mar-15	7830094	Uranium	1.57	mg/kg		
CP-042-B	6	11	31-Mar-15	7830095	1,2-Dichloroethane-d4	50	ug/kg		
CP-042-B	6	11	31-Mar-15	7830095	2,4,6-Tribromophenol	5400	ug/kg		
CP-042-B	6	11	31-Mar-15	7830095	2-Fluorobiphenyl	2800	ug/kg		
CP-042-B	6	11	31-Mar-15	7830095	2-Fluorophenol	6000	ug/kg		
CP-042-B	6	11	31-Mar-15	7830095	4-Bromofluorobenzene	44	ug/kg		
CP-042-B	6	11	31-Mar-15	7830095	4-Hydroxy-4-methyl-2-pentanone	2600	ug/kg		
CP-042-B	6	11	31-Mar-15	7830095	Arsenic	4.87	mg/kg	3	mg/kg
CP-042-B	6	11	31-Mar-15	7830095	Barium	243	mg/kg	220,000	mg/kg
CP-042-B	6	11	31-Mar-15	7830095	Beryllium	1.04	mg/kg	2,300	mg/kg
CP-042-B	6	11	31-Mar-15	7830095	Cadmium	0.203	mg/kg	980	mg/kg
CP-042-B	6	11	31-Mar-15	7830095	CH3C(O)CH2CH2OH	520	ug/kg		
CP-042-B	6	11	31-Mar-15	7830095	Chlorobenzene	2900	ug/kg	1,300	mg/kg
CP-042-B	6	11	31-Mar-15	7830095	Chromium	26.7	mg/kg		
CP-042-B	6	11	31-Mar-15	7830095	Decachlorobiphenyl	10	ug/kg		
CP-042-B	6	11	31-Mar-15	7830095	Dibromofluoromethane	53	ug/kg		
CP-042-B	6	11	31-Mar-15	7830095	Lead	10	mg/kg	800	mg/kg
CP-042-B	6	11	31-Mar-15	7830095	Moisture	21.2	%		
CP-042-B	6	11	31-Mar-15	7830095	n-Hexadecanoic acid	410	ug/kg		
CP-042-B	6	11	31-Mar-15	7830095	Nitrobenzene-d5	2800	ug/kg		
CP-042-B	6	11	31-Mar-15	7830095	Phenol-d6	5800	ug/kg		
CP-042-B	6	11	31-Mar-15	7830095	Selenium	0.189	mg/kg	5,800	mg/kg
CP-042-B	6	11	31-Mar-15	7830095	Silver	0.0642	mg/kg	5,800	mg/kg
CP-042-B	6	11	31-Mar-15	7830095	Terphenyl-d14	2900	ug/kg		
CP-042-B	6	11	31-Mar-15	7830095	Tetrachloro-m-xylene	11	ug/kg		
CP-042-B	6	11	31-Mar-15	7830095	Toluene-d8	49	ug/kg		
CP-042-B	6	11	31-Mar-15	7830095	Total SVOC TICs	7200	ug/kg		
CP-042-B	6	11	31-Mar-15	7830095	TPH-ORO	17000	ug/kg		
CP-042-B	6	11	31-Mar-15	7830095	Uranium	1.29	mg/kg		
CP-042-C	11	16	31-Mar-15	7830096	(Z)-9-Octadecenamide	230	ug/kg		
CP-042-C	11	16	31-Mar-15	7830096	1,2-Dichloroethane-d4	49	ug/kg		
CP-042-C	11	16	31-Mar-15	7830096	2,4,6-Tribromophenol	5400	ug/kg		
CP-042-C	11	16	31-Mar-15	7830096	2-Fluorobiphenyl	2900	ug/kg		
CP-042-C	11	16	31-Mar-15	7830096	2-Fluorophenol	6200	ug/kg		
CP-042-C	11	16	31-Mar-15	7830096	4-Bromofluorobenzene	43	ug/kg		
CP-042-C	11	16	31-Mar-15	7830096	4-Hydroxy-4-methyl-2-pentanone	1700	ug/kg		
CP-042-C	11	16	31-Mar-15	7830096	Acetone	9	ug/kg	670,000	mg/kg
CP-042-C	11	16	31-Mar-15	7830096	Arsenic	8.98	mg/kg	3	mg/kg
CP-042-C	11	16	31-Mar-15	7830096	Barium	293	mg/kg	220,000	mg/kg
CP-042-C	11	16	31-Mar-15	7830096	Beryllium	0.935	mg/kg	2,300	mg/kg
CP-042-C	11	16	31-Mar-15	7830096	Cadmium	0.23	mg/kg	980	mg/kg
CP-042-C	11	16	31-Mar-15	7830096	Chromium	25.9	mg/kg		
CP-042-C	11	16	31-Mar-15	7830096	Decachlorobiphenyl	9.4	ug/kg		
CP-042-C	11	16	31-Mar-15	7830096	Dibromofluoromethane	53	ug/kg		

http://www.epa.gov/risk/regional-screening-levels-rsls-generic-tables-november-2015
November 2015 Regional Screening Levels (Summary Table)

Table 2
Soil Borings in the Area of Building 4
Borings by S. S. Papadopulos Associates, Inc.

Sample Location ID	Depth to Top ft BGS	Depth to Bottom ft BGS	Date	Lab Sample	Chemical	Value	Units	Regional Screening Levels	RSLs Units
CP-042-C	11	16	31-Mar-15	7830096	Lead	12.1	mg/kg	800	mg/kg
CP-042-C	11	16	31-Mar-15	7830096	Mercury	0.0118	mg/kg	46	mg/kg
CP-042-C	11	16	31-Mar-15	7830096	Moisture	22.4	%		
CP-042-C	11	16	31-Mar-15	7830096	Nitrobenzene-d5	2700	ug/kg		
CP-042-C	11	16	31-Mar-15	7830096	Phenol-d6	6000	ug/kg		
CP-042-C	11	16	31-Mar-15	7830096	Selenium	0.332	mg/kg	5,800	mg/kg
CP-042-C	11	16	31-Mar-15	7830096	Silver	0.0629	mg/kg	5,800	mg/kg
CP-042-C	11	16	31-Mar-15	7830096	Terphenyl-d14	2900	ug/kg		
CP-042-C	11	16	31-Mar-15	7830096	Tetrachloro-m-xylene	10	ug/kg		
CP-042-C	11	16	31-Mar-15	7830096	Toluene-d8	49	ug/kg		
CP-042-C	11	16	31-Mar-15	7830096	Total SVOC TICs	3500	ug/kg		
CP-042-C	11	16	31-Mar-15	7830096	TPH-ORO	11000	ug/kg		
CP-042-C	11	16	31-Mar-15	7830096	Uranium	1.4	mg/kg		
CP-043-A	1.5	3.5	31-Mar-15	7830119	1,2-Dichloroethane-d4	50	ug/kg		
CP-043-A	1.5	3.5	31-Mar-15	7830119	2,4,6-Tribromophenol	6100	ug/kg		
CP-043-A	1.5	3.5	31-Mar-15	7830119	2-Fluorobiphenyl	2800	ug/kg		
CP-043-A	1.5	3.5	31-Mar-15	7830119	2-Fluorophenol	6200	ug/kg		
CP-043-A	1.5	3.5	31-Mar-15	7830119	4-Bromofluorobenzene	43	ug/kg		
CP-043-A	1.5	3.5	31-Mar-15	7830119	4-Hydroxy-4-methyl-2-pentanone	3100	ug/kg		
CP-043-A	1.5	3.5	31-Mar-15	7830119	Arsenic	7.2	mg/kg	3	mg/kg
CP-043-A	1.5	3.5	31-Mar-15	7830119	Barium	239	mg/kg	220,000	mg/kg
CP-043-A	1.5	3.5	31-Mar-15	7830119	Beryllium	1.06	mg/kg	2,300	mg/kg
CP-043-A	1.5	3.5	31-Mar-15	7830119	Cadmium	0.264	mg/kg	980	mg/kg
CP-043-A	1.5	3.5	31-Mar-15	7830119	Chromium	25.3	mg/kg		
CP-043-A	1.5	3.5	31-Mar-15	7830119	Decachlorobiphenyl	9.8	ug/kg		
CP-043-A	1.5	3.5	31-Mar-15	7830119	Dibromofluoromethane	50	ug/kg		
CP-043-A	1.5	3.5	31-Mar-15	7830119	Dodecanoic acid	210	ug/kg		
CP-043-A	1.5	3.5	31-Mar-15	7830119	Lead	17.8	mg/kg	800	mg/kg
CP-043-A	1.5	3.5	31-Mar-15	7830119	Moisture	19.8	%		
CP-043-A	1.5	3.5	31-Mar-15	7830119	n-Hexadecanoic acid	1500	ug/kg		
CP-043-A	1.5	3.5	31-Mar-15	7830119	Nitrobenzene-d5	2800	ug/kg		
CP-043-A	1.5	3.5	31-Mar-15	7830119	Phenol-d6	6200	ug/kg		
CP-043-A	1.5	3.5	31-Mar-15	7830119	Selenium	0.34	mg/kg	5,800	mg/kg
CP-043-A	1.5	3.5	31-Mar-15	7830119	Silver	0.0689	mg/kg	5,800	mg/kg
CP-043-A	1.5	3.5	31-Mar-15	7830119	Terphenyl-d14	2900	ug/kg		
CP-043-A	1.5	3.5	31-Mar-15	7830119	Tetrachloro-m-xylene	11	ug/kg		
CP-043-A	1.5	3.5	31-Mar-15	7830119	Toluene-d8	49	ug/kg		
CP-043-A	1.5	3.5	31-Mar-15	7830119	Total SVOC TICs	5400	ug/kg		
CP-043-A	1.5	3.5	31-Mar-15	7830119	TPH-DRO	11000	ug/kg		
CP-043-A	1.5	3.5	31-Mar-15	7830119	TPH-ORO	22000	ug/kg		
CP-043-A	1.5	3.5	31-Mar-15	7830119	Uranium	1.75	mg/kg		
CP-043-B	6.5	11.5	31-Mar-15	7830120	1,2-Dichloroethane-d4	47	ug/kg		
CP-043-B	6.5	11.5	31-Mar-15	7830120	4-Bromofluorobenzene	42	ug/kg		
CP-043-B	6.5	11.5	31-Mar-15	7830120	Dibromofluoromethane	50	ug/kg		
CP-043-B	6.5	11.5	31-Mar-15	7830120	Moisture	22.1	%		
CP-043-B	6.5	11.5	31-Mar-15	7830120	Toluene-d8	49	ug/kg		
CP-043-BC	6.5	16.5	31-Mar-15	7830122	2,4,6-Tribromophenol	5600	ug/kg		
CP-043-BC	6.5	16.5	31-Mar-15	7830122	2-Fluorobiphenyl	2600	ug/kg		
CP-043-BC	6.5	16.5	31-Mar-15	7830122	2-Fluorophenol	5800	ug/kg		
CP-043-BC	6.5	16.5	31-Mar-15	7830122	4-Hydroxy-4-methyl-2-pentanone	3200	ug/kg		

http://www.epa.gov/risk/regional-screening-levels-rsls-generic-tables-november-2015
November 2015 Regional Screening Levels (Summary Table)

Table 2
Soil Borings in the Area of Building 4
Borings by S. S. Papadopulos Associates, Inc.

Sample Location ID	Depth to Top ft BGS	Depth to Bottom ft BGS	Date	Lab Sample	Chemical	Value	Units	Regional Screening Levels	RSLs Units
CP-043-BC	6.5	16.5	31-Mar-15	7830122	4-Methyl-3-penten-2-one	180	ug/kg		
CP-043-BC	6.5	16.5	31-Mar-15	7830122	Arsenic	7.78	mg/kg	3	mg/kg
CP-043-BC	6.5	16.5	31-Mar-15	7830122	Barium	217	mg/kg	220,000	mg/kg
CP-043-BC	6.5	16.5	31-Mar-15	7830122	Beryllium	1.03	mg/kg	2,300	mg/kg
CP-043-BC	6.5	16.5	31-Mar-15	7830122	Cadmium	0.238	mg/kg	980	mg/kg
CP-043-BC	6.5	16.5	31-Mar-15	7830122	Chromium	26.1	mg/kg		
CP-043-BC	6.5	16.5	31-Mar-15	7830122	Decachlorobiphenyl	10	ug/kg		
CP-043-BC	6.5	16.5	31-Mar-15	7830122	Lead	13.4	mg/kg	800	mg/kg
CP-043-BC	6.5	16.5	31-Mar-15	7830122	Mercury	0.0165	mg/kg	46	mg/kg
CP-043-BC	6.5	16.5	31-Mar-15	7830122	Moisture	21.1	%		
CP-043-BC	6.5	16.5	31-Mar-15	7830122	n-Hexadecanoic acid	410	ug/kg		
CP-043-BC	6.5	16.5	31-Mar-15	7830122	Nitrobenzene-d5	2700	ug/kg		
CP-043-BC	6.5	16.5	31-Mar-15	7830122	Phenol-d6	5700	ug/kg		
CP-043-BC	6.5	16.5	31-Mar-15	7830122	Selenium	0.233	mg/kg	5,800	mg/kg
CP-043-BC	6.5	16.5	31-Mar-15	7830122	Silver	0.071	mg/kg	5,800	mg/kg
CP-043-BC	6.5	16.5	31-Mar-15	7830122	Terphenyl-d14	2800	ug/kg		
CP-043-BC	6.5	16.5	31-Mar-15	7830122	Tetrachloro-m-xylene	11	ug/kg		
CP-043-BC	6.5	16.5	31-Mar-15	7830122	Total SVOC TICs	4000	ug/kg		
CP-043-BC	6.5	16.5	31-Mar-15	7830122	TPH-DRO	4600	ug/kg		
CP-043-BC	6.5	16.5	31-Mar-15	7830122	TPH-ORO	12000	ug/kg		
CP-043-BC	6.5	16.5	31-Mar-15	7830122	Uranium	1.54	mg/kg		
CP-043-C	11.5	16.5	31-Mar-15	7830121	1,2-Dichloroethane-d4	47	ug/kg		
CP-043-C	11.5	16.5	31-Mar-15	7830121	4-Bromofluorobenzene	42	ug/kg		
CP-043-C	11.5	16.5	31-Mar-15	7830121	Dibromofluoromethane	50	ug/kg		
CP-043-C	11.5	16.5	31-Mar-15	7830121	Moisture	22.3	%		
CP-043-C	11.5	16.5	31-Mar-15	7830121	Toluene-d8	49	ug/kg		
CP-066-A	1	3	01-Apr-15	7832266	1,2-Dichloroethane-d4	54	ug/kg		
CP-066-A	1	3	01-Apr-15	7832274	1,2-Dichloroethane-d4	56	ug/kg		
CP-066-A	1	3	01-Apr-15	7832274	2,4,6-Tribromophenol	5100	ug/kg		
CP-066-A	1	3	01-Apr-15	7832266	2,4,6-Tribromophenol	5000	ug/kg		
CP-066-A	1	3	01-Apr-15	7832274	2-Fluorobiphenyl	2800	ug/kg		
CP-066-A	1	3	01-Apr-15	7832266	2-Fluorobiphenyl	2900	ug/kg		
CP-066-A	1	3	01-Apr-15	7832266	2-Fluorophenol	6100	ug/kg		
CP-066-A	1	3	01-Apr-15	7832274	2-Fluorophenol	5800	ug/kg		
CP-066-A	1	3	01-Apr-15	7832266	2-Methylnaphthalene	9	ug/kg	3,000	mg/kg
CP-066-A	1	3	01-Apr-15	7832266	4-Bromofluorobenzene	45	ug/kg		
CP-066-A	1	3	01-Apr-15	7832274	4-Bromofluorobenzene	44	ug/kg		
CP-066-A	1	3	01-Apr-15	7832274	4-Hydroxy-4-methyl-2-pentanone	2300	ug/kg		
CP-066-A	1	3	01-Apr-15	7832266	4-Hydroxy-4-methyl-2-pentanone	7800	ug/kg		
CP-066-A	1	3	01-Apr-15	7832266	Acenaphthene	4	ug/kg	45,000	mg/kg
CP-066-A	1	3	01-Apr-15	7832274	Arsenic	7.16	mg/kg	3	mg/kg
CP-066-A	1	3	01-Apr-15	7832266	Arsenic	6.75	mg/kg	3	mg/kg
CP-066-A	1	3	01-Apr-15	7832266	Barium	218	mg/kg	220,000	mg/kg
CP-066-A	1	3	01-Apr-15	7832274	Barium	197	mg/kg	220,000	mg/kg
CP-066-A	1	3	01-Apr-15	7832266	Beryllium	1.01	mg/kg	2,300	mg/kg
CP-066-A	1	3	01-Apr-15	7832274	Beryllium	1.03	mg/kg	2,300	mg/kg
CP-066-A	1	3	01-Apr-15	7832274	Cadmium	0.174	mg/kg	980	mg/kg
CP-066-A	1	3	01-Apr-15	7832266	Cadmium	0.314	mg/kg	980	mg/kg
CP-066-A	1	3	01-Apr-15	7832274	Chromium	27.4	mg/kg		
CP-066-A	1	3	01-Apr-15	7832266	Chromium	35.5	mg/kg		

http://www.epa.gov/risk/regional-screening-levels-rsls-generic-tables-november-2015
November 2015 Regional Screening Levels (Summary Table)

Table 2
Soil Borings in the Area of Building 4
Borings by S. S. Papadopulos Associates, Inc.

Sample Location ID	Depth to Top ft BGS	Depth to Bottom ft BGS	Date	Lab Sample	Chemical	Value	Units	Regional Screening Levels	RSLs Units
CP-066-A	1	3	01-Apr-15	7832274	Decachlorobiphenyl	9	ug/kg		
CP-066-A	1	3	01-Apr-15	7832266	Decachlorobiphenyl	10	ug/kg		
CP-066-A	1	3	01-Apr-15	7832266	Dibromofluoromethane	52	ug/kg		
CP-066-A	1	3	01-Apr-15	7832274	Dibromofluoromethane	54	ug/kg		
CP-066-A	1	3	01-Apr-15	7832274	Dodecanoic acid	190	ug/kg		
CP-066-A	1	3	01-Apr-15	7832274	Lead	14	mg/kg	800	mg/kg
CP-066-A	1	3	01-Apr-15	7832266	Lead	13.5	mg/kg	800	mg/kg
CP-066-A	1	3	01-Apr-15	7832266	Mercury	0.0166	mg/kg	46	mg/kg
CP-066-A	1	3	01-Apr-15	7832266	Moisture	18.4	%		
CP-066-A	1	3	01-Apr-15	7832274	Moisture	18.7	%		
CP-066-A	1	3	01-Apr-15	7832266	Naphthalene	25	ug/kg	17	mg/kg
CP-066-A	1	3	01-Apr-15	7832266	n-Hexadecanoic acid	920	ug/kg		
CP-066-A	1	3	01-Apr-15	7832274	n-Hexadecanoic acid	1400	ug/kg		
CP-066-A	1	3	01-Apr-15	7832274	Nitrobenzene-d5	2700	ug/kg		
CP-066-A	1	3	01-Apr-15	7832266	Nitrobenzene-d5	2800	ug/kg		
CP-066-A	1	3	01-Apr-15	7832266	Phenanthrene	6	ug/kg		
CP-066-A	1	3	01-Apr-15	7832266	Phenol-d6	5700	ug/kg		
CP-066-A	1	3	01-Apr-15	7832274	Phenol-d6	5400	ug/kg		
CP-066-A	1	3	01-Apr-15	7832274	Selenium	0.229	mg/kg	5,800	mg/kg
CP-066-A	1	3	01-Apr-15	7832266	Selenium	0.233	mg/kg	5,800	mg/kg
CP-066-A	1	3	01-Apr-15	7832266	Silver	0.0664	mg/kg	5,800	mg/kg
CP-066-A	1	3	01-Apr-15	7832274	Silver	0.0702	mg/kg	5,800	mg/kg
CP-066-A	1	3	01-Apr-15	7832274	Terphenyl-d14	2900	ug/kg		
CP-066-A	1	3	01-Apr-15	7832266	Terphenyl-d14	3000	ug/kg		
CP-066-A	1	3	01-Apr-15	7832274	Tetrachloro-m-xylene	9.3	ug/kg		
CP-066-A	1	3	01-Apr-15	7832266	Tetrachloro-m-xylene	11	ug/kg		
CP-066-A	1	3	01-Apr-15	7832274	Toluene-d8	47	ug/kg		
CP-066-A	1	3	01-Apr-15	7832266	Toluene-d8	52	ug/kg		
CP-066-A	1	3	01-Apr-15	7832266	Total SVOC TICs	11000	ug/kg		
CP-066-A	1	3	01-Apr-15	7832274	Total SVOC TICs	7700	ug/kg		
CP-066-A	1	3	01-Apr-15	7832274	TPH-DRO	4800	ug/kg		
CP-066-A	1	3	01-Apr-15	7832266	TPH-DRO	6800	ug/kg		
CP-066-A	1	3	01-Apr-15	7832274	TPH-ORO	16000	ug/kg		
CP-066-A	1	3	01-Apr-15	7832266	TPH-ORO	25000	ug/kg		
CP-066-A	1	3	01-Apr-15	7832266	Uranium	1.71	mg/kg		
CP-066-A	1	3	01-Apr-15	7832274	Uranium	1.55	mg/kg		
CP-066-B	6	11	01-Apr-15	7832267	1,2-Dichloroethane-d4	49	ug/kg		
CP-066-B	6	11	01-Apr-15	7832267	4-Bromofluorobenzene	44	ug/kg		
CP-066-B	6	11	01-Apr-15	7832267	Dibromofluoromethane	51	ug/kg		
CP-066-B	6	11	01-Apr-15	7832267	Moisture	20.2	%		
CP-066-B	6	11	01-Apr-15	7832267	Toluene-d8	49	ug/kg		
CP-066-BC	6	16	01-Apr-15	7832269	2,4,6-Tribromophenol	4900	ug/kg		
CP-066-BC	6	16	01-Apr-15	7832269	2-Fluorobiphenyl	2800	ug/kg		
CP-066-BC	6	16	01-Apr-15	7832269	2-Fluorophenol	5200	ug/kg		
CP-066-BC	6	16	01-Apr-15	7832269	4-Hydroxy-4-methyl-2-pentanone	1800	ug/kg		
CP-066-BC	6	16	01-Apr-15	7832269	Arsenic	9.91	mg/kg	3	mg/kg
CP-066-BC	6	16	01-Apr-15	7832269	Barium	217	mg/kg	220,000	mg/kg
CP-066-BC	6	16	01-Apr-15	7832269	Beryllium	0.952	mg/kg	2,300	mg/kg
CP-066-BC	6	16	01-Apr-15	7832269	Cadmium	0.279	mg/kg	980	mg/kg
CP-066-BC	6	16	01-Apr-15	7832269	Chromium	32.1	mg/kg		

http://www.epa.gov/risk/regional-screening-levels-rsls-generic-tables-november-2015
November 2015 Regional Screening Levels (Summary Table)

Table 2
Soil Borings in the Area of Building 4
Borings by S. S. Papadopulos Associates, Inc.

Sample Location ID	Depth to Top ft BGS	Depth to Bottom ft BGS	Date	Lab Sample	Chemical	Value	Units	Regional Screening Levels	RSLs Units
CP-066-BC	6	16	01-Apr-15	7832269	Decachlorobiphenyl	9.9	ug/kg		
CP-066-BC	6	16	01-Apr-15	7832269	Dodecanoic acid	190	ug/kg		
CP-066-BC	6	16	01-Apr-15	7832269	Lead	15.6	mg/kg	800	mg/kg
CP-066-BC	6	16	01-Apr-15	7832269	Mercury	0.014	mg/kg	46	mg/kg
CP-066-BC	6	16	01-Apr-15	7832269	Moisture	21.3	%		
CP-066-BC	6	16	01-Apr-15	7832269	Nitrobenzene-d5	2900	ug/kg		
CP-066-BC	6	16	01-Apr-15	7832269	Phenol-d6	5100	ug/kg		
CP-066-BC	6	16	01-Apr-15	7832269	Selenium	0.299	mg/kg	5,800	mg/kg
CP-066-BC	6	16	01-Apr-15	7832269	Silver	0.0595	mg/kg	5,800	mg/kg
CP-066-BC	6	16	01-Apr-15	7832269	Terphenyl-d14	2900	ug/kg		
CP-066-BC	6	16	01-Apr-15	7832269	Tetrachloro-m-xylene	10	ug/kg		
CP-066-BC	6	16	01-Apr-15	7832269	Total SVOC TICs	3100	ug/kg		
CP-066-BC	6	16	01-Apr-15	7832269	TPH-DRO	5700	ug/kg		
CP-066-BC	6	16	01-Apr-15	7832269	TPH-ORO	20000	ug/kg		
CP-066-BC	6	16	01-Apr-15	7832269	Uranium	1.63	mg/kg		
CP-066-C	11	16	01-Apr-15	7832268	1,2-Dichloroethane-d4	51	ug/kg		
CP-066-C	11	16	01-Apr-15	7832268	4-Bromofluorobenzene	44	ug/kg		
CP-066-C	11	16	01-Apr-15	7832268	Acetone	11	ug/kg	670,000	mg/kg
CP-066-C	11	16	01-Apr-15	7832268	Dibromofluoromethane	53	ug/kg		
CP-066-C	11	16	01-Apr-15	7832268	Moisture	23.5	%		
CP-066-C	11	16	01-Apr-15	7832268	Toluene-d8	48	ug/kg		
CP-067-A	1.5	3.5	31-Mar-15	7830116	1,2,4,5-Tetramethylbenzene	130	ug/kg		
CP-067-A	1.5	3.5	31-Mar-15	7830116	1,2-Dichloroethane-d4	48	ug/kg		
CP-067-A	1.5	3.5	31-Mar-15	7830116	1,4-Dimethyl-2-ethenylbenzene	140	ug/kg		
CP-067-A	1.5	3.5	31-Mar-15	7830116	1-Ethenyl-3-ethylbenzene	140	ug/kg		
CP-067-A	1.5	3.5	31-Mar-15	7830116	2,4,6-Tribromophenol	5300	ug/kg		
CP-067-A	1.5	3.5	31-Mar-15	7830116	2-Fluorobiphenyl	2800	ug/kg		
CP-067-A	1.5	3.5	31-Mar-15	7830116	2-Fluorophenol	5900	ug/kg		
CP-067-A	1.5	3.5	31-Mar-15	7830116	2-Methylnaphthalene	9	ug/kg	3,000	mg/kg
CP-067-A	1.5	3.5	31-Mar-15	7830116	2-Methylpentane	110	ug/kg		
CP-067-A	1.5	3.5	31-Mar-15	7830116	3-Methylheptane	140	ug/kg		
CP-067-A	1.5	3.5	31-Mar-15	7830116	3-Methylhexane	140	ug/kg		
CP-067-A	1.5	3.5	31-Mar-15	7830116	3-Methyloctane	120	ug/kg		
CP-067-A	1.5	3.5	31-Mar-15	7830116	4-Bromofluorobenzene	49	ug/kg		
CP-067-A	1.5	3.5	31-Mar-15	7830116	4-Ethyl-1,2-dimethylbenzene	260	ug/kg		
CP-067-A	1.5	3.5	31-Mar-15	7830116	4-Hydroxy-4-methyl-2-pentanone	2700	ug/kg		
CP-067-A	1.5	3.5	31-Mar-15	7830116	Acetone	31	ug/kg	670,000	mg/kg
CP-067-A	1.5	3.5	31-Mar-15	7830116	Arsenic	12	mg/kg	3	mg/kg
CP-067-A	1.5	3.5	31-Mar-15	7830116	Barium	263	mg/kg	220,000	mg/kg
CP-067-A	1.5	3.5	31-Mar-15	7830116	Benzene	100	ug/kg	5.10	mg/kg
CP-067-A	1.5	3.5	31-Mar-15	7830116	Beryllium	1.17	mg/kg	2,300	mg/kg
CP-067-A	1.5	3.5	31-Mar-15	7830116	Butylbenzene	69	ug/kg	58,000	mg/kg
CP-067-A	1.5	3.5	31-Mar-15	7830116	Cadmium	0.474	mg/kg	980	mg/kg
CP-067-A	1.5	3.5	31-Mar-15	7830116	Chromium	30.8	mg/kg		
CP-067-A	1.5	3.5	31-Mar-15	7830116	Cyclohexane	89	ug/kg	27,000	mg/kg
CP-067-A	1.5	3.5	31-Mar-15	7830116	Decachlorobiphenyl	8.6	ug/kg		
CP-067-A	1.5	3.5	31-Mar-15	7830116	Dibromofluoromethane	49	ug/kg		
CP-067-A	1.5	3.5	31-Mar-15	7830116	Dodecanoic acid	320	ug/kg		
CP-067-A	1.5	3.5	31-Mar-15	7830116	Ethylbenzene	23	ug/kg	25	mg/kg
CP-067-A	1.5	3.5	31-Mar-15	7830116	Indane	240	ug/kg		

Table 2
Soil Borings in the Area of Building 4
Borings by S. S. Papadopulos Associates, Inc.

Sample Location ID	Depth to Top ft BGS	Depth to Bottom ft BGS	Date	Lab Sample	Chemical	Value	Units	Regional Screening Levels	RSLs Units
CP-067-A	1.5	3.5	31-Mar-15	7830116	Isopropylbenzene	69	ug/kg	9,900	mg/kg
CP-067-A	1.5	3.5	31-Mar-15	7830116	Lead	18.2	mg/kg	800	mg/kg
CP-067-A	1.5	3.5	31-Mar-15	7830116	Methylcyclohexane	180	ug/kg		
CP-067-A	1.5	3.5	31-Mar-15	7830116	Methylcyclopentane	97	ug/kg		
CP-067-A	1.5	3.5	31-Mar-15	7830116	Moisture	20.2	%		
CP-067-A	1.5	3.5	31-Mar-15	7830116	Naphthalene	5	ug/kg	17	mg/kg
CP-067-A	1.5	3.5	31-Mar-15	7830116	n-Hexadecanoic acid	1400	ug/kg		
CP-067-A	1.5	3.5	31-Mar-15	7830116	Nitrobenzene-d5	2700	ug/kg		
CP-067-A	1.5	3.5	31-Mar-15	7830116	Phenol-d6	5500	ug/kg		
CP-067-A	1.5	3.5	31-Mar-15	7830116	Propylbenzene	260	ug/kg	24,000	mg/kg
CP-067-A	1.5	3.5	31-Mar-15	7830116	Selenium	0.22	mg/kg	5,800	mg/kg
CP-067-A	1.5	3.5	31-Mar-15	7830116	Silver	0.106	mg/kg	5,800	mg/kg
CP-067-A	1.5	3.5	31-Mar-15	7830116	Terphenyl-d14	2900	ug/kg		
CP-067-A	1.5	3.5	31-Mar-15	7830116	Tetrachloro-m-xylene	9.8	ug/kg		
CP-067-A	1.5	3.5	31-Mar-15	7830116	Toluene	2	ug/kg	47,000	mg/kg
CP-067-A	1.5	3.5	31-Mar-15	7830116	Toluene-d8	56	ug/kg		
CP-067-A	1.5	3.5	31-Mar-15	7830116	Total SVOC TICs	7200	ug/kg		
CP-067-A	1.5	3.5	31-Mar-15	7830116	Total VOC TICs	2200	ug/kg		
CP-067-A	1.5	3.5	31-Mar-15	7830116	TPH-DRO	9900	ug/kg		
CP-067-A	1.5	3.5	31-Mar-15	7830116	TPH-ORO	110000	ug/kg		
CP-067-A	1.5	3.5	31-Mar-15	7830116	Uranium	1.23	mg/kg		
CP-067-A	1.5	3.5	31-Mar-15	7830116	Xylene (Total)	10	ug/kg	2,500	mg/kg
CP-067-B	6.5	11.5	31-Mar-15	7830117	1,2,3,4-Tetrahydro-1-methylnaphthale	87	ug/kg		
CP-067-B	6.5	11.5	31-Mar-15	7830117	1,2,4,5-Tetramethylbenzene	410	ug/kg		
CP-067-B	6.5	11.5	31-Mar-15	7830117	1,2,4,5-Tetramethylbenzene	230	ug/kg		
CP-067-B	6.5	11.5	31-Mar-15	7830117	1,2-Dichloroethane-d4	51	ug/kg		
CP-067-B	6.5	11.5	31-Mar-15	7830117	1,3-Diethylbenzene	130	ug/kg		
CP-067-B	6.5	11.5	31-Mar-15	7830117	1,4-Dimethyl-2-ethenylbenzene	170	ug/kg		
CP-067-B	6.5	11.5	31-Mar-15	7830117	1-Ethenyl-3-ethylbenzene	220	ug/kg		
CP-067-B	6.5	11.5	31-Mar-15	7830117	1-Methylnaphthalene	85	ug/kg	73	mg/kg
CP-067-B	6.5	11.5	31-Mar-15	7830117	1-Phenyl-1-butene	400	ug/kg		
CP-067-B	6.5	11.5	31-Mar-15	7830117	2,3-Dihydro-2,2-dimethylindene	96	ug/kg		
CP-067-B	6.5	11.5	31-Mar-15	7830117	2,3-Dihydro-4,7-dimethyl-1H-indene	110	ug/kg		
CP-067-B	6.5	11.5	31-Mar-15	7830117	2,4,6-Tribromophenol	5700	ug/kg		
CP-067-B	6.5	11.5	31-Mar-15	7830117	2-Butanone	6	ug/kg	190,000	mg/kg
CP-067-B	6.5	11.5	31-Mar-15	7830117	2-Ethyl-1,4-dimethylbenzene	380	ug/kg		
CP-067-B	6.5	11.5	31-Mar-15	7830117	2-Fluorobiphenyl	2700	ug/kg		
CP-067-B	6.5	11.5	31-Mar-15	7830117	2-Fluorophenol	5800	ug/kg		
CP-067-B	6.5	11.5	31-Mar-15	7830117	2-Methylnaphthalene	450	ug/kg	3,000	mg/kg
CP-067-B	6.5	11.5	31-Mar-15	7830117	2-Methylnaphthalene	120	ug/kg	3,000	mg/kg
CP-067-B	6.5	11.5	31-Mar-15	7830117	4-Bromofluorobenzene	50	ug/kg		
CP-067-B	6.5	11.5	31-Mar-15	7830117	4-Hydroxy-4-methyl-2-pentanone	1100	ug/kg		
CP-067-B	6.5	11.5	31-Mar-15	7830117	Acetone	27	ug/kg	670,000	mg/kg
CP-067-B	6.5	11.5	31-Mar-15	7830117	Arsenic	11.9	mg/kg	3	mg/kg
CP-067-B	6.5	11.5	31-Mar-15	7830117	Barium	242	mg/kg	220,000	mg/kg
CP-067-B	6.5	11.5	31-Mar-15	7830117	Benzene	71	ug/kg	5.1	mg/kg
CP-067-B	6.5	11.5	31-Mar-15	7830117	Beryllium	1.06	mg/kg	2,300	mg/kg
CP-067-B	6.5	11.5	31-Mar-15	7830117	C6-C10-TPH-GRO MO DNR	20000	ug/kg		
CP-067-B	6.5	11.5	31-Mar-15	7830117	Cadmium	0.417	mg/kg	980	mg/kg
CP-067-B	6.5	11.5	31-Mar-15	7830117	Chromium	26.3	mg/kg		

Table 2
Soil Borings in the Area of Building 4
Borings by S. S. Papadopulos Associates, Inc.

Sample Location ID	Depth to Top ft BGS	Depth to Bottom ft BGS	Date	Lab Sample	Chemical	Value	Units	Regional Screening Levels	RSLs Units
CP-067-B	6.5	11.5	31-Mar-15	7830117	Cyclohexane	29	ug/kg	27,000	mg/kg
CP-067-B	6.5	11.5	31-Mar-15	7830117	Decachlorobiphenyl	9.5	ug/kg		
CP-067-B	6.5	11.5	31-Mar-15	7830117	Dibromofluoromethane	49	ug/kg		
CP-067-B	6.5	11.5	31-Mar-15	7830117	Dodecanoic acid	680	ug/kg		
CP-067-B	6.5	11.5	31-Mar-15	7830117	Ethylbenzene	21	ug/kg	25	mg/kg
CP-067-B	6.5	11.5	31-Mar-15	7830117	Fluorene	6	ug/kg	30,000	mg/kg
CP-067-B	6.5	11.5	31-Mar-15	7830117	Isopropylbenzene	59	ug/kg	9,900	mg/kg
CP-067-B	6.5	11.5	31-Mar-15	7830117	Lead	16.4	mg/kg	800	mg/kg
CP-067-B	6.5	11.5	31-Mar-15	7830117	Methylcyclohexane	86	ug/kg		
CP-067-B	6.5	11.5	31-Mar-15	7830117	Moisture	22.1	%		
CP-067-B	6.5	11.5	31-Mar-15	7830117	Naphthalene	200	ug/kg	17	mg/kg
CP-067-B	6.5	11.5	31-Mar-15	7830117	Naphthalene	170	ug/kg	17	mg/kg
CP-067-B	6.5	11.5	31-Mar-15	7830117	n-Hexadecanoic acid	2000	ug/kg		
CP-067-B	6.5	11.5	31-Mar-15	7830117	Nitrobenzene-d5	2700	ug/kg		
CP-067-B	6.5	11.5	31-Mar-15	7830117	Phenanthrene	21	ug/kg		
CP-067-B	6.5	11.5	31-Mar-15	7830117	Phenol-d6	5500	ug/kg		
CP-067-B	6.5	11.5	31-Mar-15	7830117	Propylbenzene	210	ug/kg	24,000	mg/kg
CP-067-B	6.5	11.5	31-Mar-15	7830117	Selenium	0.251	mg/kg	5,800	mg/kg
CP-067-B	6.5	11.5	31-Mar-15	7830117	Silver	0.0513	mg/kg	5,800	mg/kg
CP-067-B	6.5	11.5	31-Mar-15	7830117	Terphenyl-d14	2900	ug/kg		
CP-067-B	6.5	11.5	31-Mar-15	7830117	Tetrachloro-m-xylene	9.4	ug/kg		
CP-067-B	6.5	11.5	31-Mar-15	7830117	Toluene	1	ug/kg	47,000	mg/kg
CP-067-B	6.5	11.5	31-Mar-15	7830117	Toluene-d8	51	ug/kg		
CP-067-B	6.5	11.5	31-Mar-15	7830117	Total SVOC TICs	9500	ug/kg		
CP-067-B	6.5	11.5	31-Mar-15	7830117	Total VOC TICs	2800	ug/kg		
CP-067-B	6.5	11.5	31-Mar-15	7830117	TPH-DRO	31000	ug/kg		
CP-067-B	6.5	11.5	31-Mar-15	7830117	Uranium	1.27	mg/kg		
CP-067-B	6.5	11.5	31-Mar-15	7830117	Xylene (Total)	7	ug/kg	2,500	mg/kg
CP-067-C	11.5	16.5	31-Mar-15	7830118	1,2,3,4-Tetramethylbenzene	180	ug/kg		
CP-067-C	11.5	16.5	31-Mar-15	7830118	1,2-Dichloroethane-d4	49	ug/kg		
CP-067-C	11.5	16.5	31-Mar-15	7830118	1,4-Dimethyl-2-ethenylbenzene	130	ug/kg		
CP-067-C	11.5	16.5	31-Mar-15	7830118	1,4-Dimethyl-2-ethenylbenzene	300	ug/kg		
CP-067-C	11.5	16.5	31-Mar-15	7830118	1-Methylindan	180	ug/kg		
CP-067-C	11.5	16.5	31-Mar-15	7830118	2,4,6-Tribromophenol	6200	ug/kg		
CP-067-C	11.5	16.5	31-Mar-15	7830118	2-Butanone	8	ug/kg	190,000	mg/kg
CP-067-C	11.5	16.5	31-Mar-15	7830118	2-Fluorobiphenyl	2800	ug/kg		
CP-067-C	11.5	16.5	31-Mar-15	7830118	2-Fluorophenol	6100	ug/kg		
CP-067-C	11.5	16.5	31-Mar-15	7830118	2-Methylbutane	230	ug/kg		
CP-067-C	11.5	16.5	31-Mar-15	7830118	2-Methylnaphthalene	19	ug/kg	3,000	mg/kg
CP-067-C	11.5	16.5	31-Mar-15	7830118	2-Methylpentane	510	ug/kg		
CP-067-C	11.5	16.5	31-Mar-15	7830118	3-Methylhexane	280	ug/kg		
CP-067-C	11.5	16.5	31-Mar-15	7830118	3-Methylpentane	260	ug/kg		
CP-067-C	11.5	16.5	31-Mar-15	7830118	4-Bromofluorobenzene	47	ug/kg		
CP-067-C	11.5	16.5	31-Mar-15	7830118	4-Hydroxy-4-methyl-2-pentanone	1500	ug/kg		
CP-067-C	11.5	16.5	31-Mar-15	7830118	Arsenic	6.95	mg/kg	3	mg/kg
CP-067-C	11.5	16.5	31-Mar-15	7830118	Barium	223	mg/kg	220,000	mg/kg
CP-067-C	11.5	16.5	31-Mar-15	7830118	Benzene	190	ug/kg	5.1	mg/kg
CP-067-C	11.5	16.5	31-Mar-15	7830118	Beryllium	1.04	mg/kg	2,300	mg/kg
CP-067-C	11.5	16.5	31-Mar-15	7830118	C6-C10-TPH-GRO MO DNR	4200	ug/kg		
CP-067-C	11.5	16.5	31-Mar-15	7830118	Cadmium	0.376	mg/kg	980	mg/kg

http://www.epa.gov/risk/regional-screening-levels-rsls-generic-tables-november-2015
November 2015 Regional Screening Levels (Summary Table)

Table 2
Soil Borings in the Area of Building 4
Borings by S. S. Papadopulos Associates, Inc.

Sample Location ID	Depth to Top ft BGS	Depth to Bottom ft BGS	Date	Lab Sample	Chemical	Value	Units	Regional Screening Levels	RSLs Units
CP-067-C	11.5	16.5	31-Mar-15	7830118	Chromium	24.8	mg/kg		
CP-067-C	11.5	16.5	31-Mar-15	7830118	Cyclohexane	240	ug/kg	27,000	mg/kg
CP-067-C	11.5	16.5	31-Mar-15	7830118	Decachlorobiphenyl	9.7	ug/kg		
CP-067-C	11.5	16.5	31-Mar-15	7830118	Dibromofluoromethane	47	ug/kg		
CP-067-C	11.5	16.5	31-Mar-15	7830118	Ethylbenzene	83	ug/kg	25	mg/kg
CP-067-C	11.5	16.5	31-Mar-15	7830118	Indane	380	ug/kg		
CP-067-C	11.5	16.5	31-Mar-15	7830118	Isopropylbenzene	64	ug/kg	9,900	mg/kg
CP-067-C	11.5	16.5	31-Mar-15	7830118	Lead	16.9	mg/kg	800	mg/kg
CP-067-C	11.5	16.5	31-Mar-15	7830118	Mercury	0.0132	mg/kg	46	mg/kg
CP-067-C	11.5	16.5	31-Mar-15	7830118	Methylcyclohexane	280	ug/kg		
CP-067-C	11.5	16.5	31-Mar-15	7830118	Methylcyclopentane	370	ug/kg		
CP-067-C	11.5	16.5	31-Mar-15	7830118	Moisture	21.9	%		
CP-067-C	11.5	16.5	31-Mar-15	7830118	Naphthalene	11	ug/kg	17	mg/kg
CP-067-C	11.5	16.5	31-Mar-15	7830118	Nitrobenzene-d5	2600	ug/kg		
CP-067-C	11.5	16.5	31-Mar-15	7830118	Octadecanoic acid	470000	ug/kg		
CP-067-C	11.5	16.5	31-Mar-15	7830118	o-Cymene	270	ug/kg		
CP-067-C	11.5	16.5	31-Mar-15	7830118	Phenol-d6	5900	ug/kg		
CP-067-C	11.5	16.5	31-Mar-15	7830118	Propylbenzene	260	ug/kg	24,000	mg/kg
CP-067-C	11.5	16.5	31-Mar-15	7830118	Selenium	0.416	mg/kg	5,800	mg/kg
CP-067-C	11.5	16.5	31-Mar-15	7830118	Silver	0.0677	mg/kg	5,800	mg/kg
CP-067-C	11.5	16.5	31-Mar-15	7830118	Terphenyl-d14	2900	ug/kg		
CP-067-C	11.5	16.5	31-Mar-15	7830118	Tetrachloro-m-xylene	10	ug/kg		
CP-067-C	11.5	16.5	31-Mar-15	7830118	Toluene	4	ug/kg	47,000	mg/kg
CP-067-C	11.5	16.5	31-Mar-15	7830118	Toluene-d8	53	ug/kg		
CP-067-C	11.5	16.5	31-Mar-15	7830118	Total SVOC TICs	540000	ug/kg		
CP-067-C	11.5	16.5	31-Mar-15	7830118	Total VOC TICs	3900	ug/kg		
CP-067-C	11.5	16.5	31-Mar-15	7830118	TPH-DRO	9600	ug/kg		
CP-067-C	11.5	16.5	31-Mar-15	7830118	TPH-ORO	13000	ug/kg		
CP-067-C	11.5	16.5	31-Mar-15	7830118	trans-1,2-Dimethylcyclopentane	170	ug/kg		
CP-067-C	11.5	16.5	31-Mar-15	7830118	Uranium	1.07	mg/kg		
CP-067-C	11.5	16.5	31-Mar-15	7830118	Xylene (Total)	13	ug/kg	2,500	mg/kg
CP-091-A	1	3	01-Apr-15	7832261	1,2-Dichloroethane-d4	50	ug/kg		
CP-091-A	1	3	01-Apr-15	7832261	2,4,6-Tribromophenol	5200	ug/kg		
CP-091-A	1	3	01-Apr-15	7832261	2-Fluorobiphenyl	3000	ug/kg		
CP-091-A	1	3	01-Apr-15	7832261	2-Fluorophenol	5600	ug/kg		
CP-091-A	1	3	01-Apr-15	7832261	4-Bromofluorobenzene	43	ug/kg		
CP-091-A	1	3	01-Apr-15	7832261	4-Hydroxy-4-methyl-2-pentanone	4100	ug/kg		
CP-091-A	1	3	01-Apr-15	7832261	Arsenic	9.84	mg/kg	3	mg/kg
CP-091-A	1	3	01-Apr-15	7832261	Barium	251	mg/kg	220,000	mg/kg
CP-091-A	1	3	01-Apr-15	7832261	Benzo(a)anthracene	10	ug/kg		
CP-091-A	1	3	01-Apr-15	7832261	Benzo(a)pyrene	9	ug/kg	0.29	mg/kg
CP-091-A	1	3	01-Apr-15	7832261	Benzo(b)fluoranthene	14	ug/kg	2.9	mg/kg
CP-091-A	1	3	01-Apr-15	7832261	Beryllium	1.01	mg/kg	.	mg/kg
CP-091-A	1	3	01-Apr-15	7832261	Cadmium	0.639	mg/kg	980	mg/kg
CP-091-A	1	3	01-Apr-15	7832261	Chromium	37.5	mg/kg		
CP-091-A	1	3	01-Apr-15	7832261	Chrysene	14	ug/kg	290	mg/kg
CP-091-A	1	3	01-Apr-15	7832261	Decachlorobiphenyl	9.7	ug/kg		
CP-091-A	1	3	01-Apr-15	7832261	Dibromofluoromethane	50	ug/kg		
CP-091-A	1	3	01-Apr-15	7832261	Dodecanoic acid	330	ug/kg		
CP-091-A	1	3	01-Apr-15	7832261	Fluoranthene	16	ug/kg	30,000	mg/kg

http://www.epa.gov/risk/regional-screening-levels-rsls-generic-tables-november-2015
November 2015 Regional Screening Levels (Summary Table)

Table 2
Soil Borings in the Area of Building 4
Borings by S. S. Papadopulos Associates, Inc.

Sample Location ID	Depth to Top ft BGS	Depth to Bottom ft BGS	Date	Lab Sample	Chemical	Value	Units	Regional Screening Levels	RSLs Units
CP-091-A	1	3	01-Apr-15	7832261	Lead	20.7	mg/kg	800	mg/kg
CP-091-A	1	3	01-Apr-15	7832261	Mercury	0.0177	mg/kg	46	mg/kg
CP-091-A	1	3	01-Apr-15	7832261	Moisture	18.9	%		
CP-091-A	1	3	01-Apr-15	7832261	n-Hexadecanoic acid	1000	ug/kg		
CP-091-A	1	3	01-Apr-15	7832261	Nitrobenzene-d5	3000	ug/kg		
CP-091-A	1	3	01-Apr-15	7832261	Phenanthrene	7	ug/kg		
CP-091-A	1	3	01-Apr-15	7832261	Phenol-d6	5400	ug/kg		
CP-091-A	1	3	01-Apr-15	7832261	Pyrene	17	ug/kg	23,000	mg/kg
CP-091-A	1	3	01-Apr-15	7832261	Selenium	0.314	mg/kg	5,800	mg/kg
CP-091-A	1	3	01-Apr-15	7832261	Silver	0.0784	mg/kg	5,800	mg/kg
CP-091-A	1	3	01-Apr-15	7832261	Terphenyl-d14	3000	ug/kg		
CP-091-A	1	3	01-Apr-15	7832261	Tetrachloro-m-xylene	10	ug/kg		
CP-091-A	1	3	01-Apr-15	7832261	Toluene-d8	49	ug/kg		
CP-091-A	1	3	01-Apr-15	7832261	Total SVOC TICs	8200	ug/kg		
CP-091-A	1	3	01-Apr-15	7832261	TPH-DRO	11000	ug/kg		
CP-091-A	1	3	01-Apr-15	7832261	TPH-ORO	110000	ug/kg		
CP-091-A	1	3	01-Apr-15	7832261	Uranium	1.99	mg/kg		
CP-091-B	6	11	01-Apr-15	7832262	1,2-Dichloroethane-d4	49	ug/kg		
CP-091-B	6	11	01-Apr-15	7832262	4-Bromofluorobenzene	43	ug/kg		
CP-091-B	6	11	01-Apr-15	7832262	Acetone	7	ug/kg	670,000	mg/kg
CP-091-B	6	11	01-Apr-15	7832262	Dibromofluoromethane	50	ug/kg		
CP-091-B	6	11	01-Apr-15	7832262	Moisture	19.7	%		
CP-091-B	6	11	01-Apr-15	7832262	Toluene-d8	49	ug/kg		
CP-091-BC	6	16	01-Apr-15	7832264	2,4,6-Tribromophenol	4900	ug/kg		
CP-091-BC	6	16	01-Apr-15	7832264	2-Fluorobiphenyl	3000	ug/kg		
CP-091-BC	6	16	01-Apr-15	7832264	2-Fluorophenol	5100	ug/kg		
CP-091-BC	6	16	01-Apr-15	7832264	4-Hydroxy-4-methyl-2-pentanone	1200	ug/kg		
CP-091-BC	6	16	01-Apr-15	7832264	Arsenic	9.33	mg/kg	3	mg/kg
CP-091-BC	6	16	01-Apr-15	7832264	Barium	211	mg/kg	220,000	mg/kg
CP-091-BC	6	16	01-Apr-15	7832264	Beryllium	0.879	mg/kg	2,300	mg/kg
CP-091-BC	6	16	01-Apr-15	7832264	Cadmium	0.489	mg/kg	980	mg/kg
CP-091-BC	6	16	01-Apr-15	7832264	Chromium	30.1	mg/kg		
CP-091-BC	6	16	01-Apr-15	7832264	Decachlorobiphenyl	10	ug/kg		
CP-091-BC	6	16	01-Apr-15	7832264	Lead	15.5	mg/kg	800	mg/kg
CP-091-BC	6	16	01-Apr-15	7832264	Mercury	0.0192	mg/kg	46	mg/kg
CP-091-BC	6	16	01-Apr-15	7832264	Moisture	21.3	%		
CP-091-BC	6	16	01-Apr-15	7832264	n-Hexadecanoic acid	970	ug/kg		
CP-091-BC	6	16	01-Apr-15	7832264	Nitrobenzene-d5	2900	ug/kg		
CP-091-BC	6	16	01-Apr-15	7832264	Phenol-d6	5100	ug/kg		
CP-091-BC	6	16	01-Apr-15	7832264	Selenium	0.3	mg/kg	5,800	mg/kg
CP-091-BC	6	16	01-Apr-15	7832264	Silver	0.0472	mg/kg	5,800	mg/kg
CP-091-BC	6	16	01-Apr-15	7832264	Terphenyl-d14	0	ug/kg		
CP-091-BC	6	16	01-Apr-15	7832264	Terphenyl-d14	3000	ug/kg		
CP-091-BC	6	16	01-Apr-15	7832264	Tetrachloro-m-xylene	9.8	ug/kg		
CP-091-BC	6	16	01-Apr-15	7832264	Total SVOC TICs	3900	ug/kg		
CP-091-BC	6	16	01-Apr-15	7832264	TPH-DRO	7400	ug/kg		
CP-091-BC	6	16	01-Apr-15	7832264	TPH-ORO	68000	ug/kg		
CP-091-BC	6	16	01-Apr-15	7832264	Uranium	1.46	mg/kg		
CP-091-C	11	16	01-Apr-15	7832263	1,2-Dichloroethane-d4	48	ug/kg		
CP-091-C	11	16	01-Apr-15	7832263	4-Bromofluorobenzene	42	ug/kg		

http://www.epa.gov/risk/regional-screening-levels-rsls-generic-tables-november-2015
November 2015 Regional Screening Levels (Summary Table)

Table 2
Soil Borings in the Area of Building 4
Borings by S. S. Papadopulos Associates, Inc.

Sample Location ID	Depth to Top ft BGS	Depth to Bottom ft BGS	Date	Lab Sample	Chemical	Value	Units	Regional Screening Levels	RSLs Units
CP-091-C	11	16	01-Apr-15	7832263	Dibromofluoromethane	50	ug/kg		
CP-091-C	11	16	01-Apr-15	7832263	Moisture	23.7	%		
CP-091-C	11	16	01-Apr-15	7832263	Toluene-d8	50	ug/kg		
CP-092-A	1	3	01-Apr-15	7832270	1,2-Dichloroethane-d4	51	ug/kg		
CP-092-A	1	3	01-Apr-15	7832270	2,4,6-Tribromophenol	5500	ug/kg		
CP-092-A	1	3	01-Apr-15	7832270	2-Fluorobiphenyl	3000	ug/kg		
CP-092-A	1	3	01-Apr-15	7832270	2-Fluorophenol	5500	ug/kg		
CP-092-A	1	3	01-Apr-15	7832270	4-Bromofluorobenzene	43	ug/kg		
CP-092-A	1	3	01-Apr-15	7832270	Arsenic	6.23	mg/kg	3	mg/kg
CP-092-A	1	3	01-Apr-15	7832270	Barium	208	mg/kg	220,000	mg/kg
CP-092-A	1	3	01-Apr-15	7832270	Beryllium	0.885	mg/kg	2,300	mg/kg
CP-092-A	1	3	01-Apr-15	7832270	Cadmium	0.31	mg/kg	980	mg/kg
CP-092-A	1	3	01-Apr-15	7832270	Chromium	30.4	mg/kg		
CP-092-A	1	3	01-Apr-15	7832270	Decachlorobiphenyl	10	ug/kg		
CP-092-A	1	3	01-Apr-15	7832270	Dibromofluoromethane	51	ug/kg		
CP-092-A	1	3	01-Apr-15	7832270	Dodecanoic acid	260	ug/kg		
CP-092-A	1	3	01-Apr-15	7832270	Lead	12.7	mg/kg	800	mg/kg
CP-092-A	1	3	01-Apr-15	7832270	Mercury	0.0143	mg/kg	46	mg/kg
CP-092-A	1	3	01-Apr-15	7832270	Moisture	17.8	%		
CP-092-A	1	3	01-Apr-15	7832270	Nitrobenzene-d5	2900	ug/kg		
CP-092-A	1	3	01-Apr-15	7832270	Phenol-d6	5500	ug/kg		
CP-092-A	1	3	01-Apr-15	7832270	Selenium	0.197	mg/kg	5,800	mg/kg
CP-092-A	1	3	01-Apr-15	7832270	Silver	0.0704	mg/kg	5,800	mg/kg
CP-092-A	1	3	01-Apr-15	7832270	Terphenyl-d14	3000	ug/kg		
CP-092-A	1	3	01-Apr-15	7832270	Tetrachloro-m-xylene	11	ug/kg		
CP-092-A	1	3	01-Apr-15	7832270	Toluene-d8	49	ug/kg		
CP-092-A	1	3	01-Apr-15	7832270	Total SVOC TICs	6500	ug/kg		
CP-092-A	1	3	01-Apr-15	7832270	TPH-DRO	5200	ug/kg		
CP-092-A	1	3	01-Apr-15	7832270	TPH-ORO	21000	ug/kg		
CP-092-A	1	3	01-Apr-15	7832270	Uranium	1.26	mg/kg		
CP-092-B	6	11	01-Apr-15	7832271	1,2-Dichloroethane-d4	50	ug/kg		
CP-092-B	6	11	01-Apr-15	7832271	2,4,6-Tribromophenol	4700	ug/kg		
CP-092-B	6	11	01-Apr-15	7832271	2-Fluorobiphenyl	2800	ug/kg		
CP-092-B	6	11	01-Apr-15	7832271	2-Fluorophenol	5700	ug/kg		
CP-092-B	6	11	01-Apr-15	7832271	4-Bromofluorobenzene	43	ug/kg		
CP-092-B	6	11	01-Apr-15	7832271	4-Hydroxy-4-methyl-2-pentanone	1400	ug/kg		
CP-092-B	6	11	01-Apr-15	7832271	Arsenic	14.4	mg/kg	3	mg/kg
CP-092-B	6	11	01-Apr-15	7832271	Barium	196	mg/kg	220,000	mg/kg
CP-092-B	6	11	01-Apr-15	7832271	Beryllium	1.18	mg/kg	2,300	mg/kg
CP-092-B	6	11	01-Apr-15	7832271	Cadmium	0.389	mg/kg	980	mg/kg
CP-092-B	6	11	01-Apr-15	7832271	Chromium	34.2	mg/kg		
CP-092-B	6	11	01-Apr-15	7832271	Decachlorobiphenyl	9.7	ug/kg		
CP-092-B	6	11	01-Apr-15	7832271	Dibromofluoromethane	52	ug/kg		
CP-092-B	6	11	01-Apr-15	7832271	Lead	16.6	mg/kg	800	mg/kg
CP-092-B	6	11	01-Apr-15	7832271	Mercury	0.0163	mg/kg	46	mg/kg
CP-092-B	6	11	01-Apr-15	7832271	Moisture	19.3	%		
CP-092-B	6	11	01-Apr-15	7832271	Nitrobenzene-d5	2700	ug/kg		
CP-092-B	6	11	01-Apr-15	7832271	Phenol-d6	5500	ug/kg		
CP-092-B	6	11	01-Apr-15	7832271	Selenium	0.336	mg/kg	5,800	mg/kg
CP-092-B	6	11	01-Apr-15	7832271	Silver	0.057	mg/kg	5,800	mg/kg

http://www.epa.gov/risk/regional-screening-levels-rsls-generic-tables-november-2015
November 2015 Regional Screening Levels (Summary Table)

Table 2
Soil Borings in the Area of Building 4
Borings by S. S. Papadopulos Associates, Inc.

Sample Location ID	Depth to Top ft BGS	Depth to Bottom ft BGS	Date	Lab Sample	Chemical	Value	Units	Regional Screening Levels	RSLs Units
CP-092-B	6	11	01-Apr-15	7832271	Terphenyl-d14	3000	ug/kg		
CP-092-B	6	11	01-Apr-15	7832271	Tetrachloro-m-xylene	11	ug/kg		
CP-092-B	6	11	01-Apr-15	7832271	Toluene-d8	49	ug/kg		
CP-092-B	6	11	01-Apr-15	7832271	Total SVOC TICs	2600	ug/kg		
CP-092-B	6	11	01-Apr-15	7832271	TPH-DRO	6000	ug/kg		
CP-092-B	6	11	01-Apr-15	7832271	TPH-ORO	93000	ug/kg		
CP-092-B	6	11	01-Apr-15	7832271	Uranium	1.8	mg/kg		
CP-092-C	11	16	01-Apr-15	7832272	1,2-Dichloroethane-d4	49	ug/kg		
CP-092-C	11	16	01-Apr-15	7832272	2,4,6-Tribromophenol	5200	ug/kg		
CP-092-C	11	16	01-Apr-15	7832272	2-Fluorobiphenyl	2900	ug/kg		
CP-092-C	11	16	01-Apr-15	7832272	2-Fluorophenol	6000	ug/kg		
CP-092-C	11	16	01-Apr-15	7832272	4-Bromofluorobenzene	42	ug/kg		
CP-092-C	11	16	01-Apr-15	7832272	4-Hydroxy-4-methyl-2-pentanone	760	ug/kg		
CP-092-C	11	16	01-Apr-15	7832272	Arsenic	10.4	mg/kg	3	mg/kg
CP-092-C	11	16	01-Apr-15	7832272	Barium	203	mg/kg	220,000	mg/kg
CP-092-C	11	16	01-Apr-15	7832272	Beryllium	0.881	mg/kg	2,300	mg/kg
CP-092-C	11	16	01-Apr-15	7832272	Cadmium	0.377	mg/kg	980	mg/kg
CP-092-C	11	16	01-Apr-15	7832272	Chromium	30.4	mg/kg		
CP-092-C	11	16	01-Apr-15	7832272	Decachlorobiphenyl	9.3	ug/kg		
CP-092-C	11	16	01-Apr-15	7832272	Dibromofluoromethane	52	ug/kg		
CP-092-C	11	16	01-Apr-15	7832272	Lead	15.4	mg/kg	800	mg/kg
CP-092-C	11	16	01-Apr-15	7832272	Mercury	0.0141	mg/kg	46	mg/kg
CP-092-C	11	16	01-Apr-15	7832272	Moisture	22.5	%		
CP-092-C	11	16	01-Apr-15	7832272	Nitrobenzene-d5	2800	ug/kg		
CP-092-C	11	16	01-Apr-15	7832272	Phenol-d6	5600	ug/kg		
CP-092-C	11	16	01-Apr-15	7832272	Selenium	0.369	mg/kg	5,800	mg/kg
CP-092-C	11	16	01-Apr-15	7832272	Silver	0.0751	mg/kg	5,800	mg/kg
CP-092-C	11	16	01-Apr-15	7832272	Terphenyl-d14	3000	ug/kg		
CP-092-C	11	16	01-Apr-15	7832272	Tetrachloro-m-xylene	10	ug/kg		
CP-092-C	11	16	01-Apr-15	7832272	Toluene-d8	50	ug/kg		
CP-092-C	11	16	01-Apr-15	7832272	Total SVOC TICs	1200	ug/kg		
CP-092-C	11	16	01-Apr-15	7832272	TPH-DRO	4500	ug/kg		
CP-092-C	11	16	01-Apr-15	7832272	TPH-ORO	64000	ug/kg		
CP-092-C	11	16	01-Apr-15	7832272	Uranium	1.48	mg/kg		

Table 3: Analytical Methods Employed for Soil and Groundwater

Sample Media	Analysis	Analytical Method	Preservative	Hold Time
Soil / Water	TPH-GRO (Gas Range Organics)	EPA 8015	pH<2 HCl	14 Days
Soil / Water	TPH-DRO/ORO (Diesel Range Organics Oil Range Organics)	EPA 8015	Cool, <=6 Deg C.	14/40 Days
Soil / Water	PAH – Polynuclear Aromatic Hydrocarbons	EPA 8270C	Cool, <=6 Deg C	14/40 Days
Soil / Water	PCB Congeners	EPA 1668A		365/365 Days
Soil / Water	8 RCRA Metals – (Total and Dissolved)	EPA 6010 EPA 7470(Mercury)	None Cool, <=6 Deg C (Mercury)	6 Months 28 Days (Mercury)
Soil	VOCs	EPA 8260	<=4 Deg C	14 Days

Table 4
Building 4 Area Water Levels
Lower Completions

Well	Completion	7/27-28/2015	9/25/2015	12/8/2015
KC84-012	L	793.87	793.07	793.98
KC89-102	L	784.25	783.75	784.62
KC91-156	L	786.28	786.15	786.17
TWBD41507-01	L	788.61	787.67	788.41
TWBD41507-02	L	789.1	787.98	789.15
TWBD41507-03	L	785.17	787.6	788.38
TWBD41507-04	L	787.8	787.12	787.81

TABLE 5
BUILDING 4 TEMPORARY WELL RESULTS
AUGUST 2015

Analyte	Units	TWBD4-01L	TWBD4-02L	TWBD4-03L	TWBD4-04L
1,1,1-Trichloroethane	µg/L	< 0.5	< 0.5	< 0.5	< 0.5
1,1,2,2-Tetrachloroethane	µg/L	< 0.5	< 0.5	< 0.5	< 0.5
1,1,2-Trichloroethane	µg/L	< 0.5	< 0.5	< 0.5	< 0.5
1,1,2-Trichlorotrifluoroethane	µg/L	< 1	< 1	< 1	< 1
1,1-Dichloroethane	µg/L	< 0.7	< 0.7	< 0.7	< 0.7
1,1-Dichloroethene	µg/L	< 1.3	1.4	< 1.3	< 1.3
1,2-Dichlorobenzene	µg/L	< 1	< 1	< 1	< 1
1,2-Dichloroethane	µg/L	< 0.5	0.53	< 0.5	< 0.5
1,2-Dichloroethene (Total)	µg/L	< 5	1550	< 5	15.7
1,2-Dichloropropane	µg/L	< 0.5	< 0.5	< 0.5	< 0.5
1,3-Dichlorobenzene	µg/L	< 1	< 1	< 1	< 1
1,4-Dichlorobenzene	µg/L	< 1	< 1	< 1	< 1
1,4-Dioxane (P-Dioxane)	µg/L	< 0.7	< 0.7	< 0.7	< 0.7
2-Butanone	µg/L	< 5	< 5	< 5	< 5
2-Hexanone	µg/L	< 5	< 5	< 5	< 5
4-Methyl-2-Pentanone	µg/L	< 5	< 5	< 5	< 5
Acenaphthene	µg/L	< 0.1	< 0.1	< 0.11	< 0.1
Acenaphthylene	µg/L	< 0.1	< 0.1	< 0.11	< 0.1
Acetone	µg/L	< 10	< 10	< 10	< 10
Anthracene	µg/L	< 0.1	< 0.1	< 0.11	< 0.1
Arsenic	µg/L	40.5	< 10	20.4	47.2
Arsenic, Dissolved	µg/L	34.2	< 10	18.5	35.3
Barium	µg/L	1530	751	844	2250
Barium, Dissolved	µg/L	1410	698	563	2170
Benzene	µg/L	< 2	< 2	84.2	< 2
Benzo(a)anthracene	µg/L	< 0.1	< 0.1	< 0.11	< 0.1
Benzo(a)pyrene	µg/L	< 0.1	< 0.1	< 0.11	< 0.1
Benzo(b)fluoranthene	µg/L	< 0.1	< 0.1	< 0.11	< 0.1
Benzo(g,h,i)perylene	µg/L	< 0.1	< 0.1	< 0.11	< 0.1
Benzo(k)fluoranthene	µg/L	< 0.1	< 0.1	< 0.11	< 0.1
Bromodichloromethane	µg/L	< 1	< 1	< 1	< 1
Bromoform	µg/L	< 2	< 2	< 2	< 2
Bromomethane	µg/L	< 3	< 3	< 3	< 3
Cadmium	µg/L	< 5	< 5	< 5	< 5
Cadmium, Dissolved	µg/L	< 5	< 5	< 5	< 5
Carbon Disulfide	µg/L	< 5	< 5	< 5	< 5
Carbon Tetrachloride	µg/L	< 1.2	< 1.2	< 1.2	< 1.2
Chlorobenzene	µg/L	< 0.7	< 0.7	< 0.7	< 0.7
Chloroethane	µg/L	< 5.2	< 5.2	< 5.2	< 5.2
Chloroform	µg/L	< 0.5	< 0.5	3.8	< 0.5
Chloromethane	µg/L	< 0.8	< 0.8	< 0.8	< 0.8
Chromium	µg/L	18.4	8	61.3	< 5
Chromium, Dissolved	µg/L	< 5	< 5	< 5	< 5
Chrysene	µg/L	< 0.1	< 0.1	< 0.11	< 0.1

TABLE 5
BUILDING 4 TEMPORARY WELL RESULTS
AUGUST 2015

Analyte	Units	TWBD4-01L	TWBD4-02L	TWBD4-03L	TWBD4-04L
Dibenz(a,h)anthracene	µg/L	< 0.1	< 0.1	< 0.11	< 0.1
Dibromochloromethane	µg/L	< 0.9	< 0.9	< 0.9	< 0.9
Ethylbenzene	µg/L	< 2	< 2	< 2	< 2
Fluoranthene	µg/L	< 0.1	< 0.1	< 0.11	< 0.1
Fluorene	µg/L	< 0.1	< 0.1	< 0.11	< 0.1
Gasoline Range Organics	µg/L	< 500	2030	536	< 500
Indeno(1,2,3-cd)pyrene	µg/L	< 0.1	< 0.1	< 0.11	< 0.1
Lead	µg/L	19.7	9.4	38.8	< 5
Lead, Dissolved	µg/L	< 5	< 5	< 5	< 5
Mercury	µg/L	< 0.2	< 0.2	< 0.2	< 0.2
Mercury, Dissolved	µg/L	< 0.2	< 0.2	< 0.2	< 0.2
Methylene Chloride	µg/L	< 2.5	< 2.5	< 2.5	< 2.5
Naphthalene	µg/L	< 0.5	< 0.5	< 0.55	< 0.5
Phenanthrene	µg/L	< 0.5	< 0.5	< 0.55	< 0.5
Pyrene	µg/L	< 0.1	< 0.1	< 0.11	< 0.1
Selenium	µg/L	< 15	< 15	< 15	< 15
Selenium, Dissolved	µg/L	< 15	< 15	< 15	< 15
Silver	µg/L	< 7	< 7	< 7	< 7
Silver, Dissolved	µg/L	< 7	< 7	< 7	< 7
Styrene	µg/L	< 5	< 5	< 5	< 5
TPH-DRO	mg/L	< 0.5	< 0.5	< 0.5	< 0.5
Tetrachloroethene	µg/L	< 0.5	< 0.5	< 0.5	< 0.5
Toluene	µg/L	< 2	< 2	< 2	< 2
Trichloroethene	µg/L	< 1.2	8.8	< 1.2	< 1.2
Trichlorofluoromethane	µg/L	< 5	< 5	< 5	< 5
Vinyl Chloride	µg/L	< 1.8	258	7.2	< 1.8
Xylene (Total)	µg/L	< 7	< 7	< 7	< 7
cis-1,3-Dichloropropene	µg/L	< 3.4	< 3.4	< 3.4	< 3.4
trans-1,3-Dichloropropene	µg/L	< 0.6	< 0.6	< 0.6	< 0.6

Table 6
August 2015 Method 1668 Sampling Results
(results in ng/L)

Parameter	Unit	Date	TWBD4-01L	TWBD4-02L	TWBD4-03L	TWBD4-04L	BLANK-46376	BLANK-46551
PCB-001	ng/L	8/4/2015	< 0.06	< 0.06	< 0.06	< 0.06	< 0.06	< 0.06
PCB-002	ng/L	8/4/2015	< 0.06	< 0.06	< 0.06	< 0.06	< 0.06	< 0.06
PCB-003	ng/L	8/4/2015	< 0.06	< 0.06	< 0.06	< 0.06	< 0.06	< 0.06
Totals for Monochlorobiphenyl			0.00	0.00	0.00	0.00	0.00	0.00
PCB-004	ng/L	8/4/2015	< 0.06	< 0.06	< 0.06	< 0.109	< 0.06	< 0.072
PCB-005	ng/L	8/4/2015	< 0.06	< 0.06	< 0.06	< 0.06	< 0.06	< 0.06
PCB-006	ng/L	8/4/2015	< 0.06	< 0.06	< 0.06	< 0.06	< 0.06	< 0.06
PCB-007	ng/L	8/4/2015	< 0.06	< 0.06	< 0.06	< 0.06	< 0.06	< 0.06
PCB-008	ng/L	8/4/2015	< 0.06	< 0.06	< 0.06	< 0.06	0.066	< 0.06
PCB-009	ng/L	8/4/2015	< 0.06	< 0.06	< 0.06	< 0.06	< 0.06	< 0.06
PCB-010	ng/L	8/4/2015	< 0.06	< 0.06	< 0.06	< 0.06	< 0.06	< 0.06
PCB-011	ng/L	8/4/2015	* < 0.06	* < 0.06	* < 0.06	* < 0.06	0.447	0.788
PCB-012	ng/L	8/4/2015	< 0.12	< 0.12	< 0.12	< 0.12	< 0.12	< 0.12
PCB-013	ng/L	8/4/2015	< 0.12	< 0.12	< 0.12	< 0.12	< 0.12	< 0.12
PCB-014	ng/L	8/4/2015	< 0.06	< 0.06	< 0.06	< 0.06	< 0.06	< 0.06
PCB-015	ng/L	8/4/2015	< 0.06	< 0.06	< 0.06	< 0.06	< 0.06	< 0.06
Totals for Dichlorobiphenyl			0.000	0.000	0.000	0.000	0.513	0.788
PCB-016	ng/L	8/4/2015	< 0.06	< 0.06	< 0.06	0.063	< 0.06	< 0.06
PCB-017	ng/L	8/4/2015	< 0.06	< 0.06	< 0.06	< 0.06	< 0.06	0.072
PCB-018	ng/L	8/4/2015	< 0.12	< 0.12	< 0.12	< 0.12	< 0.12	0.149
PCB-019	ng/L	8/4/2015	< 0.06	< 0.06	< 0.06	< 0.06	< 0.06	< 0.06
PCB-020	ng/L	8/4/2015	< 0.12	< 0.12	< 0.12	* < 0.12	0.145	0.161
PCB-021	ng/L	8/4/2015	< 0.12	< 0.12	< 0.12	< 0.12	< 0.12	< 0.12
PCB-022	ng/L	8/4/2015	< 0.06	< 0.06	< 0.06	* < 0.06	< 0.06	0.063
PCB-023	ng/L	8/4/2015	< 0.06	< 0.06	< 0.06	< 0.06	< 0.06	< 0.06
PCB-024	ng/L	8/4/2015	< 0.06	< 0.06	< 0.06	< 0.06	< 0.06	< 0.06
PCB-025	ng/L	8/4/2015	< 0.06	< 0.06	< 0.06	< 0.06	< 0.06	< 0.06
PCB-026	ng/L	8/4/2015	< 0.12	< 0.12	< 0.12	< 0.12	< 0.12	< 0.12
PCB-027	ng/L	8/4/2015	< 0.06	< 0.06	< 0.06	< 0.06	< 0.06	< 0.06
PCB-028	ng/L	8/4/2015	< 0.12	< 0.12	< 0.12	< 0.12	< 0.12	< 0.12
PCB-029	ng/L	8/4/2015	< 0.12	< 0.12	< 0.12	< 0.12	< 0.12	< 0.12
PCB-030	ng/L	8/4/2015	< 0.12	< 0.12	< 0.12	< 0.12	< 0.12	< 0.12
PCB-031	ng/L	8/4/2015	< 0.06	< 0.06	< 0.06	* < 0.06	0.127	0.14

* = Blank Adjusted
Blank-46376 is associated with -01L, -02L,-03L Blank-46551 is associated with -04L
Samples were collected 8/3-4/2015

Table 6
August 2015 Method 1668 Sampling Results
(results in ng/L)

Parameter	Unit	Date	TWBD4-01L	TWBD4-02L	TWBD4-03L	TWBD4-04L	BLANK-46376	BLANK-46551
PCB-032	ng/L	8/4/2015	< 0.06	< 0.06	< 0.06	< 0.06	< 0.06	< 0.06
PCB-033	ng/L	8/4/2015	< 0.12	< 0.12	< 0.12	< 0.12	< 0.12	< 0.12
PCB-034	ng/L	8/4/2015	< 0.06	< 0.06	< 0.06	< 0.06	< 0.06	< 0.06
PCB-035	ng/L	8/4/2015	< 0.06	< 0.06	< 0.06	< 0.06	< 0.06	< 0.06
PCB-036	ng/L	8/4/2015	< 0.06	< 0.06	< 0.06	< 0.06	< 0.06	< 0.06
PCB-037	ng/L	8/4/2015	< 0.06	< 0.06	< 0.06	< 0.06	< 0.06	< 0.06
PCB-038	ng/L	8/4/2015	< 0.06	< 0.06	< 0.06	< 0.06	< 0.06	< 0.06
PCB-039	ng/L	8/4/2015	< 0.06	< 0.06	< 0.06	< 0.06	< 0.06	< 0.06
Totals for Trichlorobiphenyl			0.00	0.00	0.00	0.06	0.27	0.59
PCB-040	ng/L	8/4/2015	< 0.18	< 0.18	< 0.18	< 0.18	< 0.18	< 0.18
PCB-041	ng/L	8/4/2015	< 0.18	< 0.18	< 0.18	< 0.18	< 0.18	< 0.18
PCB-042	ng/L	8/4/2015	< 0.06	< 0.06	< 0.06	< 0.06	< 0.06	< 0.06
PCB-043	ng/L	8/4/2015	< 0.12	< 0.12	< 0.12	< 0.12	< 0.12	< 0.12
PCB-044	ng/L	8/4/2015	< 0.18	< 0.18	< 0.18	< 0.18	< 0.18	< 0.18
PCB-045	ng/L	8/4/2015	< 0.12	< 0.12	< 0.12	< 0.12	< 0.12	< 0.12
PCB-046	ng/L	8/4/2015	< 0.06	< 0.06	< 0.06	< 0.06	< 0.06	< 0.06
PCB-047	ng/L	8/4/2015	< 0.18	< 0.18	< 0.18	< 0.18	< 0.18	< 0.18
PCB-048	ng/L	8/4/2015	< 0.06	< 0.06	< 0.06	< 0.06	< 0.06	< 0.06
PCB-049	ng/L	8/4/2015	< 0.12	< 0.12	< 0.12	< 0.12	< 0.12	< 0.12
PCB-050	ng/L	8/4/2015	< 0.12	< 0.12	< 0.12	< 0.12	< 0.12	< 0.12
PCB-051	ng/L	8/4/2015	< 0.12	< 0.12	< 0.12	< 0.12	< 0.12	< 0.12
PCB-052	ng/L	8/4/2015	0.072	< 0.06	< 0.06	* < 0.06	< 0.06	0.109
PCB-053	ng/L	8/4/2015	< 0.12	< 0.12	< 0.12	< 0.12	< 0.12	< 0.12
PCB-054	ng/L	8/4/2015	< 0.06	< 0.06	< 0.06	< 0.06	< 0.06	< 0.06
PCB-055	ng/L	8/4/2015	< 0.06	< 0.06	< 0.06	< 0.06	< 0.06	< 0.06
PCB-056	ng/L	8/4/2015	< 0.06	< 0.06	< 0.06	< 0.06	< 0.06	< 0.06
PCB-057	ng/L	8/4/2015	< 0.06	< 0.06	< 0.06	< 0.06	< 0.06	< 0.06
PCB-058	ng/L	8/4/2015	< 0.06	< 0.06	< 0.06	< 0.06	< 0.06	< 0.06
PCB-059	ng/L	8/4/2015	< 0.18	< 0.18	< 0.18	< 0.18	< 0.18	< 0.18
PCB-060	ng/L	8/4/2015	< 0.06	< 0.06	< 0.06	< 0.06	< 0.06	< 0.06
PCB-061	ng/L	8/4/2015	< 0.24	< 0.24	< 0.24	< 0.24	< 0.24	< 0.24
PCB-062	ng/L	8/4/2015	< 0.18	< 0.18	< 0.18	< 0.18	< 0.18	< 0.18
PCB-063	ng/L	8/4/2015	< 0.06	< 0.06	< 0.06	< 0.06	< 0.06	< 0.06
PCB-064	ng/L	8/4/2015	< 0.06	< 0.06	< 0.06	< 0.06	< 0.06	< 0.06

* = Blank Adjusted
Blank-46376 is associated with -01L, -02L,-03L Blank-46551 is associated with -04L
Samples were collected 8/3-4/2015

Table 6
August 2015 Method 1668 Sampling Results
(results in ng/L)

Parameter	Unit	Date	TWBD4-01L	TWBD4-02L	TWBD4-03L	TWBD4-04L	BLANK-46376	BLANK-46551
PCB-065	ng/L	8/4/2015	< 0.18	< 0.18	< 0.18	< 0.18	< 0.18	< 0.18
PCB-066	ng/L	8/4/2015	< 0.06	< 0.06	< 0.06	0.062	< 0.06	< 0.06
PCB-067	ng/L	8/4/2015	< 0.06	< 0.06	< 0.06	< 0.06	< 0.06	< 0.06
PCB-068	ng/L	8/4/2015	< 0.06	< 0.06	< 0.06	< 0.06	< 0.06	< 0.06
PCB-069	ng/L	8/4/2015	< 0.12	< 0.12	< 0.12	< 0.12	< 0.12	< 0.12
PCB-070	ng/L	8/4/2015	< 0.24	< 0.24	< 0.24	< 0.24	< 0.24	< 0.24
PCB-071	ng/L	8/4/2015	< 0.18	< 0.18	< 0.18	< 0.18	< 0.18	< 0.18
PCB-072	ng/L	8/4/2015	< 0.06	< 0.06	< 0.06	< 0.06	< 0.06	< 0.06
PCB-073	ng/L	8/4/2015	< 0.06	< 0.06	< 0.06	< 0.06	< 0.06	< 0.06
PCB-074	ng/L	8/4/2015	< 0.24	< 0.24	< 0.24	< 0.24	< 0.24	< 0.24
PCB-075	ng/L	8/4/2015	< 0.18	< 0.18	< 0.18	< 0.18	< 0.18	< 0.18
PCB-076	ng/L	8/4/2015	< 0.24	< 0.24	< 0.24	< 0.24	< 0.24	< 0.24
PCB-077	ng/L	8/4/2015	< 0.06	< 0.06	< 0.06	< 0.06	< 0.06	< 0.06
PCB-078	ng/L	8/4/2015	< 0.06	< 0.06	< 0.06	< 0.06	< 0.06	< 0.06
PCB-079	ng/L	8/4/2015	< 0.06	< 0.06	< 0.06	< 0.06	< 0.06	< 0.06
PCB-080	ng/L	8/4/2015	< 0.06	< 0.06	< 0.06	< 0.06	< 0.06	< 0.06
PCB-081	ng/L	8/4/2015	< 0.06	< 0.06	< 0.06	< 0.06	< 0.06	< 0.06
Totals for Tetrachlorobiphenyl (4Cl)			0.072	0.000	0.000	0.062	0.000	0.109
PCB-082	ng/L	8/4/2015	< 0.06	< 0.06	< 0.06	< 0.06	< 0.06	< 0.06
PCB-083	ng/L	8/4/2015	< 0.06	< 0.06	< 0.06	< 0.06	< 0.06	< 0.06
PCB-084	ng/L	8/4/2015	< 0.06	< 0.06	< 0.06	< 0.06	< 0.06	< 0.06
PCB-085	ng/L	8/4/2015	< 0.18	< 0.18	< 0.18	< 0.18	< 0.18	< 0.18
PCB-086	ng/L	8/4/2015	< 0.36	< 0.36	< 0.36	< 0.36	< 0.36	< 0.36
PCB-087	ng/L	8/4/2015	< 0.36	< 0.36	< 0.36	< 0.36	< 0.36	< 0.36
PCB-088	ng/L	8/4/2015	< 0.12	< 0.12	< 0.12	< 0.12	< 0.12	< 0.12
PCB-089	ng/L	8/4/2015	< 0.06	< 0.06	< 0.06	< 0.06	< 0.06	< 0.06
PCB-090	ng/L	8/4/2015	< 0.18	< 0.18	< 0.18	< 0.18	< 0.18	< 0.18
PCB-091	ng/L	8/4/2015	< 0.12	< 0.12	< 0.12	< 0.12	< 0.12	< 0.12
PCB-092	ng/L	8/4/2015	< 0.06	< 0.06	< 0.06	< 0.06	< 0.06	< 0.06
PCB-093	ng/L	8/4/2015	< 0.24	< 0.24	< 0.24	< 0.24	< 0.24	< 0.24
PCB-094	ng/L	8/4/2015	< 0.06	< 0.06	< 0.06	< 0.06	< 0.06	< 0.06
PCB-095	ng/L	8/4/2015	< 0.06	< 0.06	< 0.06	< 0.06	< 0.06	< 0.06
PCB-096	ng/L	8/4/2015	< 0.06	< 0.06	< 0.06	< 0.06	< 0.06	< 0.06
PCB-097	ng/L	8/4/2015	< 0.36	< 0.36	< 0.36	< 0.36	< 0.36	< 0.36

* = Blank Adjusted
Blank-46376 is associated with -01L, -02L,-03L Blank-46551 is associated with -04L
Samples were collected 8/3-4/2015

Table 6
August 2015 Method 1668 Sampling Results
(results in ng/L)

Parameter	Unit	Date	TWBD4-01L	TWBD4-02L	TWBD4-03L	TWBD4-04L	BLANK-46376	BLANK-46551
PCB-098	ng/L	8/4/2015	< 0.24	< 0.24	< 0.24	< 0.24	< 0.24	< 0.24
PCB-099	ng/L	8/4/2015	< 0.06	< 0.06	< 0.06	< 0.06	< 0.06	< 0.06
PCB-100	ng/L	8/4/2015	< 0.24	< 0.24	< 0.24	< 0.24	< 0.24	< 0.24
PCB-101	ng/L	8/4/2015	< 0.18	< 0.18	< 0.18	< 0.18	< 0.18	< 0.18
PCB-102	ng/L	8/4/2015	< 0.24	< 0.24	< 0.24	< 0.24	< 0.24	< 0.24
PCB-103	ng/L	8/4/2015	< 0.06	< 0.06	< 0.06	< 0.06	< 0.06	< 0.06
PCB-104	ng/L	8/4/2015	< 0.06	< 0.06	< 0.06	< 0.06	< 0.06	< 0.06
PCB-105	ng/L	8/4/2015	< 0.06	< 0.06	< 0.06	< 0.06	< 0.06	< 0.06
PCB-106	ng/L	8/4/2015	< 0.06	< 0.06	< 0.06	< 0.06	< 0.06	< 0.06
PCB-107	ng/L	8/4/2015	< 0.12	< 0.12	< 0.12	< 0.12	< 0.12	< 0.12
PCB-108	ng/L	8/4/2015	< 0.36	< 0.36	< 0.36	< 0.36	< 0.36	< 0.36
PCB-109	ng/L	8/4/2015	< 0.06	< 0.06	< 0.06	< 0.06	< 0.06	< 0.06
PCB-110	ng/L	8/4/2015	< 0.12	< 0.12	< 0.12	< 0.12	< 0.12	< 0.12
PCB-111	ng/L	8/4/2015	< 0.06	< 0.06	< 0.06	< 0.06	< 0.06	< 0.06
PCB-112	ng/L	8/4/2015	< 0.06	< 0.06	< 0.06	< 0.06	< 0.06	< 0.06
PCB-113	ng/L	8/4/2015	< 0.18	< 0.18	< 0.18	< 0.18	< 0.18	< 0.18
PCB-114	ng/L	8/4/2015	< 0.06	< 0.06	< 0.06	< 0.06	< 0.06	< 0.06
PCB-115	ng/L	8/4/2015	< 0.12	< 0.12	< 0.12	< 0.12	< 0.12	< 0.12
PCB-116	ng/L	8/4/2015	< 0.18	< 0.18	< 0.18	< 0.18	< 0.18	< 0.18
PCB-117	ng/L	8/4/2015	< 0.18	< 0.18	< 0.18	< 0.18	< 0.18	< 0.18
PCB-118	ng/L	8/4/2015	< 0.06	< 0.06	< 0.06	< 0.06	< 0.06	< 0.06
PCB-119	ng/L	8/4/2015	< 0.36	< 0.36	< 0.36	< 0.36	< 0.36	< 0.36
PCB-120	ng/L	8/4/2015	< 0.06	< 0.06	< 0.06	< 0.06	< 0.06	< 0.06
PCB-121	ng/L	8/4/2015	< 0.06	< 0.06	< 0.06	< 0.06	< 0.06	< 0.06
PCB-122	ng/L	8/4/2015	< 0.06	< 0.06	< 0.06	< 0.06	< 0.06	< 0.06
PCB-123	ng/L	8/4/2015	< 0.06	< 0.06	< 0.06	< 0.06	< 0.06	< 0.06
PCB-124	ng/L	8/4/2015	< 0.12	< 0.12	< 0.12	< 0.12	< 0.12	< 0.12
PCB-125	ng/L	8/4/2015	< 0.36	< 0.36	< 0.36	< 0.36	< 0.36	< 0.36
PCB-126	ng/L	8/4/2015	< 0.06	< 0.06	< 0.06	< 0.06	< 0.06	< 0.06
PCB-127	ng/L	8/4/2015	< 0.06	< 0.06	< 0.06	< 0.06	< 0.06	< 0.06
Totals for Pentachlorobiphenyl			0.000	0.000	0.000	0.000	0.000	0.000
PCB-128	ng/L	8/4/2015	< 0.12	< 0.12	< 0.12	< 0.12	< 0.12	< 0.12
PCB-129	ng/L	8/4/2015	< 0.18	< 0.18	< 0.18	< 0.18	< 0.18	< 0.18
PCB-130	ng/L	8/4/2015	< 0.06	< 0.06	< 0.06	< 0.06	< 0.06	< 0.06

* = Blank Adjusted
Blank-46376 is associated with -01L, -02L,-03L Blank-46551 is associated with -04L
Samples were collected 8/3-4/2015

Table 6
August 2015 Method 1668 Sampling Results
(results in ng/L)

Parameter	Unit	Date	TWBD4-01L	TWBD4-02L	TWBD4-03L	TWBD4-04L	BLANK-46376	BLANK-46551
PCB-131	ng/L	8/4/2015	< 0.06	< 0.06	< 0.06	< 0.06	< 0.06	< 0.06
PCB-132	ng/L	8/4/2015	< 0.06	< 0.06	< 0.06	< 0.06	< 0.06	< 0.06
PCB-133	ng/L	8/4/2015	< 0.06	< 0.06	< 0.06	< 0.06	< 0.06	< 0.06
PCB-134	ng/L	8/4/2015	< 0.12	< 0.12	< 0.12	< 0.12	< 0.12	< 0.12
PCB-135	ng/L	8/4/2015	< 0.12	< 0.12	< 0.12	< 0.12	< 0.12	< 0.12
PCB-136	ng/L	8/4/2015	< 0.06	< 0.06	< 0.06	< 0.06	< 0.06	< 0.06
PCB-137	ng/L	8/4/2015	< 0.06	< 0.06	< 0.06	< 0.06	< 0.06	< 0.06
PCB-138	ng/L	8/4/2015	< 0.18	< 0.18	< 0.18	< 0.18	< 0.18	< 0.18
PCB-139	ng/L	8/4/2015	< 0.12	< 0.12	< 0.12	< 0.12	< 0.12	< 0.12
PCB-140	ng/L	8/4/2015	< 0.12	< 0.12	< 0.12	< 0.12	< 0.12	< 0.12
PCB-141	ng/L	8/4/2015	< 0.06	< 0.06	< 0.06	< 0.06	< 0.06	< 0.06
PCB-142	ng/L	8/4/2015	< 0.06	< 0.06	< 0.06	< 0.06	< 0.06	< 0.06
PCB-143	ng/L	8/4/2015	< 0.12	< 0.12	< 0.12	< 0.12	< 0.12	< 0.12
PCB-144	ng/L	8/4/2015	< 0.06	< 0.06	< 0.06	< 0.06	< 0.06	< 0.06
PCB-145	ng/L	8/4/2015	< 0.06	< 0.06	< 0.06	< 0.06	< 0.06	< 0.06
PCB-146	ng/L	8/4/2015	< 0.06	< 0.06	< 0.06	< 0.06	< 0.06	< 0.06
PCB-147	ng/L	8/4/2015	< 0.12	< 0.12	< 0.12	< 0.12	< 0.12	< 0.12
PCB-148	ng/L	8/4/2015	< 0.06	< 0.06	< 0.06	< 0.06	< 0.06	< 0.06
PCB-149	ng/L	8/4/2015	< 0.12	< 0.12	< 0.12	< 0.12	< 0.12	< 0.12
PCB-150	ng/L	8/4/2015	< 0.06	< 0.06	< 0.06	< 0.06	< 0.06	< 0.06
PCB-151	ng/L	8/4/2015	< 0.12	< 0.12	< 0.12	< 0.12	< 0.12	< 0.12
PCB-152	ng/L	8/4/2015	< 0.06	< 0.06	< 0.06	< 0.06	< 0.06	< 0.06
PCB-153	ng/L	8/4/2015	< 0.12	< 0.12	< 0.12	< 0.12	< 0.12	< 0.12
PCB-154	ng/L	8/4/2015	< 0.06	< 0.06	< 0.06	< 0.06	< 0.06	< 0.06
PCB-155	ng/L	8/4/2015	< 0.06	< 0.06	< 0.06	< 0.06	< 0.06	< 0.06
PCB-156	ng/L	8/4/2015	< 0.12	< 0.12	< 0.12	< 0.12	< 0.12	< 0.12
PCB-157	ng/L	8/4/2015	< 0.12	< 0.12	< 0.12	< 0.12	< 0.12	< 0.12
PCB-158	ng/L	8/4/2015	< 0.06	< 0.06	< 0.06	< 0.06	< 0.06	< 0.06
PCB-159	ng/L	8/4/2015	< 0.06	< 0.06	< 0.06	< 0.06	< 0.06	< 0.06
PCB-160	ng/L	8/4/2015	< 0.06	< 0.06	< 0.06	< 0.06	< 0.06	< 0.06
PCB-161	ng/L	8/4/2015	< 0.06	< 0.06	< 0.06	< 0.06	< 0.06	< 0.06
PCB-162	ng/L	8/4/2015	< 0.06	< 0.06	< 0.06	< 0.06	< 0.06	< 0.06
PCB-163	ng/L	8/4/2015	< 0.18	< 0.18	< 0.18	< 0.18	< 0.18	< 0.18
PCB-164	ng/L	8/4/2015	< 0.06	< 0.06	< 0.06	< 0.06	< 0.06	< 0.06
PCB-165	ng/L	8/4/2015	< 0.06	< 0.06	< 0.06	< 0.06	< 0.06	< 0.06

* = Blank Adjusted
Blank-46376 is associated with -01L, -02L,-03L Blank-46551 is associated with -04L
Samples were collected 8/3-4/2015

Table 6
August 2015 Method 1668 Sampling Results
(results in ng/L)

Parameter	Unit	Date	TWBD4-01L	TWBD4-02L	TWBD4-03L	TWBD4-04L	BLANK-46376	BLANK-46551
PCB-166	ng/L	8/4/2015	< 0.12	< 0.12	< 0.12	< 0.12	< 0.12	< 0.12
PCB-167	ng/L	8/4/2015	< 0.06	< 0.06	< 0.06	< 0.06	< 0.06	< 0.06
PCB-168	ng/L	8/4/2015	< 0.12	< 0.12	< 0.12	< 0.12	< 0.12	< 0.12
PCB-169	ng/L	8/4/2015	< 0.06	< 0.06	< 0.06	< 0.06	< 0.06	< 0.06
Totals for Hexachlorobiphenyl			0.000	0.000	0.000	0.000	0.000	0.000
PCB-170	ng/L	8/4/2015	< 0.06	< 0.06	< 0.06	< 0.06	< 0.06	< 0.06
PCB-171	ng/L	8/4/2015	< 0.12	< 0.12	< 0.12	< 0.12	< 0.12	< 0.12
PCB-172	ng/L	8/4/2015	< 0.06	< 0.06	< 0.06	< 0.06	< 0.06	< 0.06
PCB-173	ng/L	8/4/2015	< 0.12	< 0.12	< 0.12	< 0.12	< 0.12	< 0.12
PCB-174	ng/L	8/4/2015	< 0.06	< 0.06	< 0.06	< 0.06	< 0.06	< 0.06
PCB-175	ng/L	8/4/2015	< 0.06	< 0.06	< 0.06	< 0.06	< 0.06	< 0.06
PCB-176	ng/L	8/4/2015	< 0.06	< 0.06	< 0.06	< 0.06	< 0.06	< 0.06
PCB-177	ng/L	8/4/2015	< 0.06	< 0.06	< 0.06	< 0.06	< 0.06	< 0.06
PCB-178	ng/L	8/4/2015	< 0.06	< 0.06	< 0.06	< 0.06	< 0.06	< 0.06
PCB-179	ng/L	8/4/2015	< 0.06	< 0.06	< 0.06	< 0.06	< 0.06	< 0.06
PCB-180	ng/L	8/4/2015	< 0.12	< 0.12	< 0.12	< 0.12	< 0.12	< 0.12
PCB-181	ng/L	8/4/2015	< 0.06	< 0.06	< 0.06	< 0.06	< 0.06	< 0.06
PCB-182	ng/L	8/4/2015	< 0.06	< 0.06	< 0.06	< 0.06	< 0.06	< 0.06
PCB-183	ng/L	8/4/2015	< 0.12	< 0.12	< 0.12	< 0.12	< 0.12	< 0.12
PCB-184	ng/L	8/4/2015	< 0.06	< 0.06	< 0.06	< 0.06	< 0.06	< 0.06
PCB-185	ng/L	8/4/2015	< 0.12	< 0.12	< 0.12	< 0.12	< 0.12	< 0.12
PCB-186	ng/L	8/4/2015	< 0.06	< 0.06	< 0.06	< 0.06	< 0.06	< 0.06
PCB-187	ng/L	8/4/2015	< 0.06	< 0.06	< 0.06	< 0.06	< 0.06	< 0.06
PCB-188	ng/L	8/4/2015	< 0.06	< 0.06	< 0.06	< 0.06	< 0.06	< 0.06
PCB-189	ng/L	8/4/2015	< 0.06	< 0.06	< 0.06	< 0.06	< 0.06	< 0.06
PCB-190	ng/L	8/4/2015	< 0.06	< 0.06	< 0.06	< 0.06	< 0.06	< 0.06
PCB-191	ng/L	8/4/2015	< 0.06	< 0.06	< 0.06	< 0.06	< 0.06	< 0.06
PCB-192	ng/L	8/4/2015	< 0.06	< 0.06	< 0.06	< 0.06	< 0.06	< 0.06
PCB-193	ng/L	8/4/2015	< 0.12	< 0.12	< 0.12	< 0.12	< 0.12	< 0.12
Totals for Heptachlorobiphenyl			0.000	0.000	0.000	0.000	0.000	0.000
PCB-194	ng/L	8/4/2015	< 0.06	< 0.06	< 0.06	< 0.06	< 0.06	< 0.06
PCB-195	ng/L	8/4/2015	< 0.06	< 0.06	< 0.06	< 0.06	< 0.06	< 0.06
PCB-196	ng/L	8/4/2015	< 0.06	< 0.06	< 0.06	< 0.06	< 0.06	< 0.06

* = Blank Adjusted
Blank-46376 is associated with -01L, -02L,-03L Blank-46551 is associated with -04L
Samples were collected 8/3-4/2015

Table 6
August 2015 Method 1668 Sampling Results
(results in ng/L)

Parameter	Unit	Date	TWBD4-01L	TWBD4-02L	TWBD4-03L	TWBD4-04L	BLANK-46376	BLANK-46551
PCB-197	ng/L	8/4/2015	< 0.12	< 0.12	< 0.12	< 0.12	< 0.12	< 0.12
PCB-198	ng/L	8/4/2015	< 0.12	< 0.12	< 0.12	< 0.12	< 0.12	< 0.12
PCB-199	ng/L	8/4/2015	< 0.12	< 0.12	< 0.12	< 0.12	< 0.12	< 0.12
PCB-200	ng/L	8/4/2015	< 0.12	< 0.12	< 0.12	< 0.12	< 0.12	< 0.12
PCB-201	ng/L	8/4/2015	< 0.06	< 0.06	< 0.06	< 0.06	< 0.06	< 0.06
PCB-202	ng/L	8/4/2015	< 0.06	< 0.06	< 0.06	< 0.06	< 0.06	< 0.06
PCB-203	ng/L	8/4/2015	< 0.06	< 0.06	< 0.06	< 0.06	< 0.06	< 0.06
PCB-204	ng/L	8/4/2015	< 0.06	< 0.06	< 0.06	< 0.06	< 0.06	< 0.06
PCB-205	ng/L	8/4/2015	< 0.06	< 0.06	< 0.06	< 0.06	< 0.06	< 0.06
Totals for Octachlorobiphenyl			0.000	0.000	0.000	0.000	0.000	0.000
PCB-206	ng/L	8/4/2015	< 0.06	< 0.06	< 0.06	< 0.06	< 0.06	< 0.06
PCB-207	ng/L	8/4/2015	< 0.06	< 0.06	< 0.06	< 0.06	< 0.06	< 0.06
PCB-208	ng/L	8/4/2015	< 0.06	< 0.06	< 0.06	< 0.06	< 0.06	< 0.06
Totals for Nonachlorobiphenyl			0.000	0.000	0.000	0.000	0.000	0.000
PCB-209	ng/L	8/4/2015	< 0.06	< 0.06	< 0.06	< 0.06	< 0.06	< 0.06
Totals for Decachlorobiphenyl			0.000	0.000	0.000	0.000	0.000	0.000
TOTAL PCBs ng/L			0.072	0.00	0.000	0.125	0.785	1.482

* = Blank Adjusted
Blank-46376 is associated with -01L, -02L,-03L Blank-46551 is associated with -04L
Samples were collected 8/3-4/2015

TABLE 7
BUILDING 4 TEMPORARY WELL RESULTS
SEPTEMBER 2015

Analyte	Units	TWBD4-01	TWBD4-02	TWBD4-03	TWBD4-04
1,1,1-Trichloroethane	µg/L	< 0.5	< 25	< 0.5	< 0.5
1,1,2,2-Tetrachloroethane	µg/L	< 0.5	< 25	< 0.5	< 0.5
1,1,2-Trichloroethane	µg/L	< 0.5	< 25	< 0.5	< 0.5
1,1,2-Trichlorotrifluoroethane	µg/L	< 1	< 50	< 1	< 1
1,1-Dichloroethane	µg/L	< 0.7	< 35	< 0.7	< 0.7
1,1-Dichloroethene	µg/L	< 1.3	< 65	< 1.3	< 1.3
1,2-Dichlorobenzene	µg/L	< 1	< 50	< 1	< 1
1,2-Dichloroethane	µg/L	< 0.5	< 25	< 0.5	< 0.5
1,2-Dichloroethene (Total)	µg/L	< 5	3040	< 5	13.9
1,2-Dichloropropane	µg/L	< 0.5	< 25	< 0.5	< 0.5
1,3-Dichlorobenzene	µg/L	< 1	< 50	< 1	< 1
1,4-Dichlorobenzene	µg/L	< 1	< 50	< 1	< 1
1,4-Dioxane (P-Dioxane)	µg/L	< 0.5	< 0.51	< 0.52	< 0.54
2-Butanone	µg/L	< 5	< 250	< 5	< 5
2-Hexanone	µg/L	< 5	< 250	< 5	< 5
4-Methyl-2-Pentanone	µg/L	< 5	< 250	< 5	< 5
Acenaphthene	µg/L	< 0.1	< 0.1	< 0.1	< 0.11
Acenaphthylene	µg/L	< 0.1	< 0.1	< 0.1	< 0.11
Acetone	µg/L	< 10	< 500	< 10	< 10
Anthracene	µg/L	< 0.1	< 0.1	< 0.1	< 0.11
Arsenic	µg/L	46.9	10.8	< 10	50.8
Arsenic, Dissolved	µg/L	34.5	10.7	< 10	38.2
Barium	µg/L	1540	680	521	2290
Barium, Dissolved	µg/L	(D9) 1,550	636	472	2060
Benzene	µg/L	< 2	< 100	20.8	< 2
Benzo(a)anthracene	µg/L	< 0.1	< 0.1	< 0.1	< 0.11
Benzo(a)pyrene	µg/L	< 0.1	< 0.1	< 0.1	< 0.11
Benzo(b)fluoranthene	µg/L	< 0.1	< 0.1	< 0.1	< 0.11
Benzo(g,h,i)perylene	µg/L	< 0.1	< 0.1	< 0.1	< 0.11
Benzo(k)fluoranthene	µg/L	< 0.1	< 0.1	< 0.1	< 0.11
Bromodichloromethane	µg/L	< 1	< 50	< 1	< 1
Bromoform	µg/L	< 2	< 100	< 2	< 2
Bromomethane	µg/L	< 3	< 150	< 3	< 3
Cadmium	µg/L	< 5	< 5	< 5	< 5
Cadmium, Dissolved	µg/L	< 5	< 5	< 5	< 5
Carbon Disulfide	µg/L	< 5	< 250	< 5	< 5
Carbon Tetrachloride	µg/L	< 1.2	< 60	< 1.2	< 1.2
Chlorobenzene	µg/L	< 0.7	< 35	< 0.7	< 0.7
Chloroethane	µg/L	< 5.2	< 260	< 5.2	< 5.2
Chloroform	µg/L	< 0.5	< 25	< 0.5	< 0.5
Chloromethane	µg/L	< 0.8	< 40	< 0.8	< 0.8
Chromium	µg/L	10.4	< 5	17.1	< 5

D9 = Dissolved result is greater than the total.
Data is within laboratory control limits.

TABLE 7
BUILDING 4 TEMPORARY WELL RESULTS
SEPTEMBER 2015

Analyte	Units	TWBD4-01	TWBD4-02	TWBD4-03	TWBD4-04
Chromium, Dissolved	µg/L	< 5	< 5	< 5	< 5
Chrysene	µg/L	< 0.1	< 0.1	< 0.1	< 0.11
Dibenz(a,h)anthracene	µg/L	< 0.1	< 0.1	< 0.1	< 0.11
Dibromochloromethane	µg/L	< 0.9	< 45	< 0.9	< 0.9
Ethylbenzene	µg/L	< 2	< 100	< 2	< 2
Fluoranthene	µg/L	< 0.1	< 0.1	< 0.1	< 0.11
Fluorene	µg/L	< 0.1	< 0.1	< 0.1	< 0.11
Gasoline Range Organics	µg/L	< 500	2570	< 500	< 500
Indeno(1,2,3-cd)pyrene	µg/L	< 0.1	< 0.1	< 0.1	< 0.11
Lead	µg/L	13.4	6.5	11	< 5
Lead, Dissolved	µg/L	< 5	< 5	< 5	< 5
Mercury	µg/L	< 0.2	< 0.2	< 0.2	< 0.2
Mercury, Dissolved	µg/L	< 0.2	< 0.2	< 0.2	< 0.2
Methylene Chloride	µg/L	< 2.5	< 125	< 2.5	< 2.5
Naphthalene	µg/L	< 0.5	< 0.51	< 0.52	< 0.54
Phenanthrene	µg/L	< 0.5	< 0.51	< 0.52	< 0.54
Pyrene	µg/L	< 0.1	< 0.1	< 0.1	< 0.11
Selenium	µg/L	< 15	< 15	< 15	< 15
Selenium, Dissolved	µg/L	< 15	< 15	< 15	< 15
Silver	µg/L	< 7	< 7	< 7	< 7
Silver, Dissolved	µg/L	< 7	< 7	< 7	< 7
Styrene	µg/L	< 5	< 250	< 5	< 5
TPH-DRO	mg/L	< 0.5	< 0.5	< 0.5	< 0.5
TPH-ORO	mg/L	< 0.5	< 0.5	< 0.5	< 0.5
Tetrachloroethene	µg/L	< 0.5	< 25	< 0.5	< 0.5
Toluene	µg/L	< 2	< 100	< 2	< 2
Trichloroethene	µg/L	< 1.2	< 60	< 1.2	< 1.2
Trichlorofluoromethane	µg/L	< 5	< 250	< 5	< 5
Vinyl Chloride	µg/L	< 1.8	477	4.3	< 1.8
Xylene (Total)	µg/L	< 7	< 350	< 7	< 7
cis-1,3-Dichloropropene	µg/L	< 3.4	< 170	< 3.4	< 3.4
trans-1,3-Dichloropropene	µg/L	< 0.6	< 30	< 0.6	< 0.6

D9 = Dissolved result is greater than the total.
Data is within laboratory control limits.

Table 8
September 2015 Method 1668 Sampling Results
(results in ng/L)

Parameter	Unit	Date	TWBD4-01	TWBD4-02	TWBD4-03	TWBD4-04	BLANK-47297
PCB-001	ng/L	9/29/2015	< 0.06	< 0.06	< 0.06	< 0.06	< 0.06
PCB-002	ng/L	9/29/2015	< 0.06	< 0.06	< 0.06	< 0.06	< 0.06
PCB-003	ng/L	9/29/2015	< 0.06	< 0.06	< 0.06	< 0.06	< 0.06
Totals for Monochlorobiphenyl			0.00	0.00	0.00	0.00	0.00
PCB-004	ng/L	9/29/2015	< 0.06	< 0.06	< 0.06	< 0.06	< 0.06
PCB-005	ng/L	9/29/2015	< 0.06	< 0.06	< 0.06	< 0.06	< 0.06
PCB-006	ng/L	9/29/2015	< 0.06	< 0.06	< 0.06	< 0.06	< 0.06
PCB-007	ng/L	9/29/2015	< 0.06	< 0.06	< 0.06	< 0.06	< 0.06
PCB-008	ng/L	9/29/2015	< 0.06	< 0.06	< 0.06	< 0.06	< 0.06
PCB-009	ng/L	9/29/2015	< 0.06	< 0.06	< 0.06	< 0.06	< 0.06
PCB-010	ng/L	9/29/2015	< 0.06	< 0.06	< 0.06	< 0.06	< 0.06
PCB-011	ng/L	9/29/2015	* < 0.06	* 0.06	* < 0.06	* < 0.06	0.15
PCB-012	ng/L	9/29/2015	< 0.12	< 0.12	< 0.12	< 0.12	< 0.12
PCB-013	ng/L	9/29/2015	< 0.12	< 0.12	< 0.12	< 0.12	< 0.12
PCB-014	ng/L	9/29/2015	< 0.06	< 0.06	< 0.06	< 0.06	< 0.06
PCB-015	ng/L	9/29/2015	< 0.06	< 0.06	< 0.06	< 0.06	< 0.06
Totals for Dichlorobiphenyl			0.000	0.060	0.000	0.000	0.150
PCB-016	ng/L	9/29/2015	< 0.06	< 0.06	< 0.06	< 0.06	< 0.06
PCB-017	ng/L	9/29/2015	< 0.06	< 0.06	< 0.06	< 0.06	< 0.06
PCB-018	ng/L	9/29/2015	< 0.12	< 0.12	< 0.12	< 0.12	< 0.12
PCB-019	ng/L	9/29/2015	< 0.06	< 0.06	< 0.06	< 0.06	< 0.06
PCB-020	ng/L	9/29/2015	< 0.12	< 0.12	< 0.12	< 0.12	< 0.12
PCB-021	ng/L	9/29/2015	< 0.12	< 0.12	< 0.12	< 0.12	< 0.12
PCB-022	ng/L	9/29/2015	< 0.06	< 0.06	< 0.06	< 0.06	< 0.06
PCB-023	ng/L	9/29/2015	< 0.06	< 0.06	< 0.06	< 0.06	< 0.06
PCB-024	ng/L	9/29/2015	< 0.06	< 0.06	< 0.06	< 0.06	< 0.06
PCB-025	ng/L	9/29/2015	< 0.06	< 0.06	< 0.06	< 0.06	< 0.06
PCB-026	ng/L	9/29/2015	< 0.12	< 0.12	< 0.12	< 0.12	< 0.12
PCB-027	ng/L	9/29/2015	< 0.06	< 0.06	< 0.06	< 0.06	< 0.06
PCB-028	ng/L	9/29/2015	< 0.12	< 0.12	< 0.12	< 0.12	< 0.12
PCB-029	ng/L	9/29/2015	< 0.12	< 0.12	< 0.12	< 0.12	< 0.12
PCB-030	ng/L	9/29/2015	< 0.12	< 0.12	< 0.12	< 0.12	< 0.12
PCB-031	ng/L	9/29/2015	< 0.06	< 0.06	< 0.06	< 0.06	< 0.06

* = Blank Adjusted
Samples were collected 9/28-29/2015

Table 8
September 2015 Method 1668 Sampling Results
(results in ng/L)

Parameter	Unit	Date	TWBD4-01	TWBD4-02	TWBD4-03	TWBD4-04	BLANK-47297
PCB-032	ng/L	9/29/2015	< 0.06	< 0.06	< 0.06	< 0.06	< 0.06
PCB-033	ng/L	9/29/2015	< 0.12	< 0.12	< 0.12	< 0.12	< 0.12
PCB-034	ng/L	9/29/2015	< 0.06	< 0.06	< 0.06	< 0.06	< 0.06
PCB-035	ng/L	9/29/2015	< 0.06	< 0.06	< 0.06	< 0.06	< 0.06
PCB-036	ng/L	9/29/2015	< 0.06	< 0.06	< 0.06	< 0.06	< 0.06
PCB-037	ng/L	9/29/2015	< 0.06	< 0.06	< 0.06	< 0.06	< 0.06
PCB-038	ng/L	9/29/2015	< 0.06	< 0.06	< 0.06	< 0.06	< 0.06
PCB-039	ng/L	9/29/2015	< 0.06	< 0.06	< 0.06	< 0.06	< 0.06
Totals for Trichlorobiphenyl			0.00	0.00	0.00	0.00	0.00
PCB-040	ng/L	9/29/2015	< 0.18	< 0.18	< 0.18	< 0.18	< 0.18
PCB-041	ng/L	9/29/2015	< 0.18	< 0.18	< 0.18	< 0.18	< 0.18
PCB-042	ng/L	9/29/2015	< 0.06	< 0.06	< 0.06	< 0.06	< 0.06
PCB-043	ng/L	9/29/2015	< 0.12	< 0.12	< 0.12	< 0.12	< 0.12
PCB-044	ng/L	9/29/2015	< 0.18	< 0.18	< 0.18	< 0.18	< 0.18
PCB-045	ng/L	9/29/2015	< 0.12	< 0.12	< 0.12	< 0.12	< 0.12
PCB-046	ng/L	9/29/2015	< 0.06	< 0.06	< 0.06	< 0.06	< 0.06
PCB-047	ng/L	9/29/2015	< 0.18	< 0.18	< 0.18	< 0.18	< 0.18
PCB-048	ng/L	9/29/2015	< 0.06	< 0.06	< 0.06	< 0.06	< 0.06
PCB-049	ng/L	9/29/2015	< 0.12	< 0.12	< 0.12	< 0.12	< 0.12
PCB-050	ng/L	9/29/2015	< 0.12	< 0.12	< 0.12	< 0.12	< 0.12
PCB-051	ng/L	9/29/2015	< 0.12	< 0.12	< 0.12	< 0.12	< 0.12
PCB-052	ng/L	9/29/2015	< 0.06	< 0.06	< 0.06	< 0.06	< 0.06
PCB-053	ng/L	9/29/2015	< 0.12	< 0.12	< 0.12	< 0.12	< 0.12
PCB-054	ng/L	9/29/2015	< 0.06	< 0.06	< 0.06	< 0.06	< 0.06
PCB-055	ng/L	9/29/2015	< 0.06	< 0.06	< 0.06	< 0.06	< 0.06
PCB-056	ng/L	9/29/2015	< 0.06	< 0.06	< 0.06	< 0.06	< 0.06
PCB-057	ng/L	9/29/2015	< 0.06	< 0.06	< 0.06	< 0.06	< 0.06
PCB-058	ng/L	9/29/2015	< 0.06	< 0.06	< 0.06	< 0.06	< 0.06
PCB-059	ng/L	9/29/2015	< 0.18	< 0.18	< 0.18	< 0.18	< 0.18
PCB-060	ng/L	9/29/2015	< 0.06	< 0.06	< 0.06	< 0.06	< 0.06
PCB-061	ng/L	9/29/2015	< 0.24	< 0.24	< 0.24	< 0.24	< 0.24
PCB-062	ng/L	9/29/2015	< 0.18	< 0.18	< 0.18	< 0.18	< 0.18
PCB-063	ng/L	9/29/2015	< 0.06	< 0.06	< 0.06	< 0.06	< 0.06
PCB-064	ng/L	9/29/2015	< 0.06	< 0.06	< 0.06	< 0.06	< 0.06

* = Blank Adjusted
Samples were collected 9/28-29/2015

Table 8
September 2015 Method 1668 Sampling Results
(results in ng/L)

Parameter	Unit	Date	TWBD4-01	TWBD4-02	TWBD4-03	TWBD4-04	BLANK-47297
PCB-065	ng/L	9/29/2015	< 0.18	< 0.18	< 0.18	< 0.18	< 0.18
PCB-066	ng/L	9/29/2015	< 0.06	< 0.06	< 0.06	< 0.06	< 0.06
PCB-067	ng/L	9/29/2015	< 0.06	< 0.06	< 0.06	< 0.06	< 0.06
PCB-068	ng/L	9/29/2015	< 0.06	< 0.06	< 0.06	< 0.06	< 0.06
PCB-069	ng/L	9/29/2015	< 0.12	< 0.12	< 0.12	< 0.12	< 0.12
PCB-070	ng/L	9/29/2015	< 0.24	< 0.24	< 0.24	< 0.24	< 0.24
PCB-071	ng/L	9/29/2015	< 0.18	< 0.18	< 0.18	< 0.18	< 0.18
PCB-072	ng/L	9/29/2015	< 0.06	< 0.06	< 0.06	< 0.06	< 0.06
PCB-073	ng/L	9/29/2015	< 0.06	< 0.06	< 0.06	< 0.06	< 0.06
PCB-074	ng/L	9/29/2015	< 0.24	< 0.24	< 0.24	< 0.24	< 0.24
PCB-075	ng/L	9/29/2015	< 0.18	< 0.18	< 0.18	< 0.18	< 0.18
PCB-076	ng/L	9/29/2015	< 0.24	< 0.24	< 0.24	< 0.24	< 0.24
PCB-077	ng/L	9/29/2015	< 0.06	< 0.06	< 0.06	< 0.06	< 0.06
PCB-078	ng/L	9/29/2015	< 0.06	< 0.06	< 0.06	< 0.06	< 0.06
PCB-079	ng/L	9/29/2015	< 0.06	< 0.06	< 0.06	< 0.06	< 0.06
PCB-080	ng/L	9/29/2015	< 0.06	< 0.06	< 0.06	< 0.06	< 0.06
PCB-081	ng/L	9/29/2015	< 0.06	< 0.06	< 0.06	< 0.06	< 0.06
Totals for Tetrachlorobiphenyl (4Cl)			0.000	0.000	0.000	0.000	0.000
PCB-082	ng/L	9/29/2015	< 0.06	< 0.06	< 0.06	< 0.06	< 0.06
PCB-083	ng/L	9/29/2015	< 0.06	< 0.06	< 0.06	< 0.06	< 0.06
PCB-084	ng/L	9/29/2015	< 0.06	< 0.06	< 0.06	< 0.06	< 0.06
PCB-085	ng/L	9/29/2015	< 0.18	< 0.18	< 0.18	< 0.18	< 0.18
PCB-086	ng/L	9/29/2015	< 0.36	< 0.36	< 0.36	< 0.36	< 0.36
PCB-087	ng/L	9/29/2015	< 0.36	< 0.36	< 0.36	< 0.36	< 0.36
PCB-088	ng/L	9/29/2015	< 0.12	< 0.12	< 0.12	< 0.12	< 0.12
PCB-089	ng/L	9/29/2015	< 0.06	< 0.06	< 0.06	< 0.06	< 0.06
PCB-090	ng/L	9/29/2015	< 0.18	< 0.18	< 0.18	< 0.18	< 0.18
PCB-091	ng/L	9/29/2015	< 0.12	< 0.12	< 0.12	< 0.12	< 0.12
PCB-092	ng/L	9/29/2015	< 0.06	< 0.06	< 0.06	< 0.06	< 0.06
PCB-093	ng/L	9/29/2015	< 0.24	< 0.24	< 0.24	< 0.24	< 0.24
PCB-094	ng/L	9/29/2015	< 0.06	< 0.06	< 0.06	< 0.06	< 0.06
PCB-095	ng/L	9/29/2015	< 0.06	< 0.06	< 0.06	< 0.06	< 0.06
PCB-096	ng/L	9/29/2015	< 0.06	< 0.06	< 0.06	< 0.06	< 0.06
PCB-097	ng/L	9/29/2015	< 0.36	< 0.36	< 0.36	< 0.36	< 0.36

* = Blank Adjusted
Samples were collected 9/28-29/2015

Table 8
September 2015 Method 1668 Sampling Results
(results in ng/L)

Parameter	Unit	Date	TWBD4-01	TWBD4-02	TWBD4-03	TWBD4-04	BLANK-47297
PCB-098	ng/L	9/29/2015	< 0.24	< 0.24	< 0.24	< 0.24	< 0.24
PCB-099	ng/L	9/29/2015	< 0.06	< 0.06	< 0.06	< 0.06	< 0.06
PCB-100	ng/L	9/29/2015	< 0.24	< 0.24	< 0.24	< 0.24	< 0.24
PCB-101	ng/L	9/29/2015	< 0.18	< 0.18	< 0.18	< 0.18	< 0.18
PCB-102	ng/L	9/29/2015	< 0.24	< 0.24	< 0.24	< 0.24	< 0.24
PCB-103	ng/L	9/29/2015	< 0.06	< 0.06	< 0.06	< 0.06	< 0.06
PCB-104	ng/L	9/29/2015	< 0.06	< 0.06	< 0.06	< 0.06	< 0.06
PCB-105	ng/L	9/29/2015	< 0.06	< 0.06	< 0.06	< 0.06	< 0.06
PCB-106	ng/L	9/29/2015	< 0.06	< 0.06	< 0.06	< 0.06	< 0.06
PCB-107	ng/L	9/29/2015	< 0.12	< 0.12	< 0.12	< 0.12	< 0.12
PCB-108	ng/L	9/29/2015	< 0.36	< 0.36	< 0.36	< 0.36	< 0.36
PCB-109	ng/L	9/29/2015	< 0.06	< 0.06	< 0.06	< 0.06	< 0.06
PCB-110	ng/L	9/29/2015	< 0.12	< 0.12	< 0.12	< 0.12	< 0.12
PCB-111	ng/L	9/29/2015	< 0.06	< 0.06	< 0.06	< 0.06	< 0.06
PCB-112	ng/L	9/29/2015	< 0.06	< 0.06	< 0.06	< 0.06	< 0.06
PCB-113	ng/L	9/29/2015	< 0.18	< 0.18	< 0.18	< 0.18	< 0.18
PCB-114	ng/L	9/29/2015	< 0.06	< 0.06	< 0.06	< 0.06	< 0.06
PCB-115	ng/L	9/29/2015	< 0.12	< 0.12	< 0.12	< 0.12	< 0.12
PCB-116	ng/L	9/29/2015	< 0.18	< 0.18	< 0.18	< 0.18	< 0.18
PCB-117	ng/L	9/29/2015	< 0.18	< 0.18	< 0.18	< 0.18	< 0.18
PCB-118	ng/L	9/29/2015	< 0.06	< 0.06	< 0.06	< 0.06	< 0.06
PCB-119	ng/L	9/29/2015	< 0.36	< 0.36	< 0.36	< 0.36	< 0.36
PCB-120	ng/L	9/29/2015	< 0.06	< 0.06	< 0.06	< 0.06	< 0.06
PCB-121	ng/L	9/29/2015	< 0.06	< 0.06	< 0.06	< 0.06	< 0.06
PCB-122	ng/L	9/29/2015	< 0.06	< 0.06	< 0.06	< 0.06	< 0.06
PCB-123	ng/L	9/29/2015	< 0.06	< 0.06	< 0.06	< 0.06	< 0.06
PCB-124	ng/L	9/29/2015	< 0.12	< 0.12	< 0.12	< 0.12	< 0.12
PCB-125	ng/L	9/29/2015	< 0.36	< 0.36	< 0.36	< 0.36	< 0.36
PCB-126	ng/L	9/29/2015	< 0.06	< 0.06	< 0.06	< 0.06	< 0.06
PCB-127	ng/L	9/29/2015	< 0.06	< 0.06	< 0.06	< 0.06	< 0.06
Totals for Pentachlorobiphenyl			0.000	0.000	0.000	0.000	0.000
PCB-128	ng/L	9/29/2015	< 0.12	< 0.12	< 0.12	< 0.12	< 0.12
PCB-129	ng/L	9/29/2015	< 0.18	< 0.18	< 0.18	< 0.18	< 0.18
PCB-130	ng/L	9/29/2015	< 0.06	< 0.06	< 0.06	< 0.06	< 0.06

* = Blank Adjusted
Samples were collected 9/28-29/2015

Table 8
September 2015 Method 1668 Sampling Results
(results in ng/L)

Parameter	Unit	Date	TWBD4-01	TWBD4-02	TWBD4-03	TWBD4-04	BLANK-47297
PCB-131	ng/L	9/29/2015	< 0.06	< 0.06	< 0.06	< 0.06	< 0.06
PCB-132	ng/L	9/29/2015	< 0.06	< 0.06	< 0.06	< 0.06	< 0.06
PCB-133	ng/L	9/29/2015	< 0.06	< 0.06	< 0.06	< 0.06	< 0.06
PCB-134	ng/L	9/29/2015	< 0.12	< 0.12	< 0.12	< 0.12	< 0.12
PCB-135	ng/L	9/29/2015	< 0.12	< 0.12	< 0.12	< 0.12	< 0.12
PCB-136	ng/L	9/29/2015	< 0.06	< 0.06	< 0.06	< 0.06	< 0.06
PCB-137	ng/L	9/29/2015	< 0.06	< 0.06	< 0.06	< 0.06	< 0.06
PCB-138	ng/L	9/29/2015	< 0.18	< 0.18	< 0.18	< 0.18	< 0.18
PCB-139	ng/L	9/29/2015	< 0.12	< 0.12	< 0.12	< 0.12	< 0.12
PCB-140	ng/L	9/29/2015	< 0.12	< 0.12	< 0.12	< 0.12	< 0.12
PCB-141	ng/L	9/29/2015	< 0.06	< 0.06	< 0.06	< 0.06	< 0.06
PCB-142	ng/L	9/29/2015	< 0.06	< 0.06	< 0.06	< 0.06	< 0.06
PCB-143	ng/L	9/29/2015	< 0.12	< 0.12	< 0.12	< 0.12	< 0.12
PCB-144	ng/L	9/29/2015	< 0.06	< 0.06	< 0.06	< 0.06	< 0.06
PCB-145	ng/L	9/29/2015	< 0.06	< 0.06	< 0.06	< 0.06	< 0.06
PCB-146	ng/L	9/29/2015	< 0.06	< 0.06	< 0.06	< 0.06	< 0.06
PCB-147	ng/L	9/29/2015	< 0.12	< 0.12	< 0.12	< 0.12	< 0.12
PCB-148	ng/L	9/29/2015	< 0.06	< 0.06	< 0.06	< 0.06	< 0.06
PCB-149	ng/L	9/29/2015	< 0.12	< 0.12	< 0.12	< 0.12	< 0.12
PCB-150	ng/L	9/29/2015	< 0.06	< 0.06	< 0.06	< 0.06	< 0.06
PCB-151	ng/L	9/29/2015	< 0.12	< 0.12	< 0.12	< 0.12	< 0.12
PCB-152	ng/L	9/29/2015	< 0.06	< 0.06	< 0.06	< 0.06	< 0.06
PCB-153	ng/L	9/29/2015	< 0.12	< 0.12	< 0.12	< 0.12	< 0.12
PCB-154	ng/L	9/29/2015	< 0.06	< 0.06	< 0.06	< 0.06	< 0.06
PCB-155	ng/L	9/29/2015	< 0.06	< 0.06	< 0.06	< 0.06	< 0.06
PCB-156	ng/L	9/29/2015	< 0.12	< 0.12	< 0.12	< 0.12	< 0.12
PCB-157	ng/L	9/29/2015	< 0.12	< 0.12	< 0.12	< 0.12	< 0.12
PCB-158	ng/L	9/29/2015	< 0.06	< 0.06	< 0.06	< 0.06	< 0.06
PCB-159	ng/L	9/29/2015	< 0.06	< 0.06	< 0.06	< 0.06	< 0.06
PCB-160	ng/L	9/29/2015	< 0.06	< 0.06	< 0.06	< 0.06	< 0.06
PCB-161	ng/L	9/29/2015	< 0.06	< 0.06	< 0.06	< 0.06	< 0.06
PCB-162	ng/L	9/29/2015	< 0.06	< 0.06	< 0.06	< 0.06	< 0.06
PCB-163	ng/L	9/29/2015	< 0.18	< 0.18	< 0.18	< 0.18	< 0.18
PCB-164	ng/L	9/29/2015	< 0.06	< 0.06	< 0.06	< 0.06	< 0.06
PCB-165	ng/L	9/29/2015	< 0.06	< 0.06	< 0.06	< 0.06	< 0.06

* = Blank Adjusted
Samples were collected 9/28-29/2015

Table 8
September 2015 Method 1668 Sampling Results
(results in ng/L)

Parameter	Unit	Date	TWBD4-01	TWBD4-02	TWBD4-03	TWBD4-04	BLANK-47297
PCB-166	ng/L	9/29/2015	< 0.12	< 0.12	< 0.12	< 0.12	< 0.12
PCB-167	ng/L	9/29/2015	< 0.06	< 0.06	< 0.06	< 0.06	< 0.06
PCB-168	ng/L	9/29/2015	< 0.12	< 0.12	< 0.12	< 0.12	< 0.12
PCB-169	ng/L	9/29/2015	< 0.06	< 0.06	< 0.06	< 0.06	< 0.06
Totals for Hexachlorobiphenyl			0.000	0.000	0.000	0.000	0.000
PCB-170	ng/L	9/29/2015	< 0.06	< 0.06	< 0.06	< 0.06	< 0.06
PCB-171	ng/L	9/29/2015	< 0.12	< 0.12	< 0.12	< 0.12	< 0.12
PCB-172	ng/L	9/29/2015	< 0.06	< 0.06	< 0.06	< 0.06	< 0.06
PCB-173	ng/L	9/29/2015	< 0.12	< 0.12	< 0.12	< 0.12	< 0.12
PCB-174	ng/L	9/29/2015	< 0.06	< 0.06	< 0.06	< 0.06	< 0.06
PCB-175	ng/L	9/29/2015	< 0.06	< 0.06	< 0.06	< 0.06	< 0.06
PCB-176	ng/L	9/29/2015	< 0.06	< 0.06	< 0.06	< 0.06	< 0.06
PCB-177	ng/L	9/29/2015	< 0.06	< 0.06	< 0.06	< 0.06	< 0.06
PCB-178	ng/L	9/29/2015	< 0.06	< 0.06	< 0.06	< 0.06	< 0.06
PCB-179	ng/L	9/29/2015	< 0.06	< 0.06	< 0.06	< 0.06	< 0.06
PCB-180	ng/L	9/29/2015	< 0.12	< 0.12	< 0.12	< 0.12	< 0.12
PCB-181	ng/L	9/29/2015	< 0.06	< 0.06	< 0.06	< 0.06	< 0.06
PCB-182	ng/L	9/29/2015	< 0.06	< 0.06	< 0.06	< 0.06	< 0.06
PCB-183	ng/L	9/29/2015	< 0.12	< 0.12	< 0.12	< 0.12	< 0.12
PCB-184	ng/L	9/29/2015	< 0.06	< 0.06	< 0.06	< 0.06	< 0.06
PCB-185	ng/L	9/29/2015	< 0.12	< 0.12	< 0.12	< 0.12	< 0.12
PCB-186	ng/L	9/29/2015	< 0.06	< 0.06	< 0.06	< 0.06	< 0.06
PCB-187	ng/L	9/29/2015	< 0.06	< 0.06	< 0.06	< 0.06	< 0.06
PCB-188	ng/L	9/29/2015	< 0.06	< 0.06	< 0.06	< 0.06	< 0.06
PCB-189	ng/L	9/29/2015	< 0.06	< 0.06	< 0.06	< 0.06	< 0.06
PCB-190	ng/L	9/29/2015	< 0.06	< 0.06	< 0.06	< 0.06	< 0.06
PCB-191	ng/L	9/29/2015	< 0.06	< 0.06	< 0.06	< 0.06	< 0.06
PCB-192	ng/L	9/29/2015	< 0.06	< 0.06	< 0.06	< 0.06	< 0.06
PCB-193	ng/L	9/29/2015	< 0.12	< 0.12	< 0.12	< 0.12	< 0.12
Totals for Heptachlorobiphenyl			0.000	0.000	0.000	0.000	0.000
PCB-194	ng/L	9/29/2015	< 0.06	< 0.06	< 0.06	< 0.06	< 0.06
PCB-195	ng/L	9/29/2015	< 0.06	< 0.06	< 0.06	< 0.06	< 0.06
PCB-196	ng/L	9/29/2015	< 0.06	< 0.06	< 0.06	< 0.06	< 0.06

* = Blank Adjusted
Samples were collected 9/28-29/2015

Table 8
September 2015 Method 1668 Sampling Results
(results in ng/L)

Parameter	Unit	Date	TWBD4-01	TWBD4-02	TWBD4-03	TWBD4-04	BLANK-47297
PCB-197	ng/L	9/29/2015	< 0.12	< 0.12	< 0.12	< 0.12	< 0.12
PCB-198	ng/L	9/29/2015	< 0.12	< 0.12	< 0.12	< 0.12	< 0.12
PCB-199	ng/L	9/29/2015	< 0.12	< 0.12	< 0.12	< 0.12	< 0.12
PCB-200	ng/L	9/29/2015	< 0.12	< 0.12	< 0.12	< 0.12	< 0.12
PCB-201	ng/L	9/29/2015	< 0.06	< 0.06	< 0.06	< 0.06	< 0.06
PCB-202	ng/L	9/29/2015	< 0.06	< 0.06	< 0.06	< 0.06	< 0.06
PCB-203	ng/L	9/29/2015	< 0.06	< 0.06	< 0.06	< 0.06	< 0.06
PCB-204	ng/L	9/29/2015	< 0.06	< 0.06	< 0.06	< 0.06	< 0.06
PCB-205	ng/L	9/29/2015	< 0.06	< 0.06	< 0.06	< 0.06	< 0.06
Totals for Octachlorobiphenyl			0.000	0.000	0.000	0.000	0.000
PCB-206	ng/L	9/29/2015	< 0.06	< 0.06	< 0.06	< 0.06	< 0.06
PCB-207	ng/L	9/29/2015	< 0.06	< 0.06	< 0.06	< 0.06	< 0.06
PCB-208	ng/L	9/29/2015	< 0.06	< 0.06	< 0.06	< 0.06	< 0.06
Totals for Nonachlorobiphenyl			0.000	0.000	0.000	0.000	0.000
PCB-209	ng/L	9/29/2015	< 0.06	< 0.06	< 0.06	< 0.06	< 0.06
Totals for Decachlorobiphenyl			0.000	0.000	0.000	0.000	0.000
TOTAL PCBs ng/L			0.000	0.06	0.000	0.000	0.150

* = Blank Adjusted
Samples were collected 9/28-29/2015

TABLE 9
BUILDING 4 TEMPORARY WELL RESULTS
DECEMBER 2015

Analyte	TWBD4-01L	TWBD4-02L	TWBD4-03L	TWBD4-04L
1,1,1-Trichloroethane	< 0.5	< 25	< 0.5	< 0.5
1,1,2,2-Tetrachloroethane	< 0.5	< 25	< 0.5	< 0.5
1,1,2-Trichloroethane	< 0.5	< 25	< 0.5	< 0.5
1,1,2-Trichlorotrifluoroethane	< 1	< 50	< 1	< 1
1,1-Dichloroethane	< 0.7	< 35	< 0.7	< 0.7
1,1-Dichloroethene	< 1.3	< 65	< 1.3	< 1.3
1,2-Dichlorobenzene	< 1	< 50	< 1	< 1
1,2-Dichloroethane	< 0.5	< 25	< 0.5	< 0.5
1,2-Dichloroethene (Total)	< 5	2,630	< 5	14.3
1,2-Dichloropropane	< 0.5	< 25	< 0.5	< 0.5
1,3-Dichlorobenzene	< 1	< 50	< 1	< 1
1,4-Dichlorobenzene	< 1	< 50	< 1	< 1
1,4-Dioxane (P-Dioxane)	< 0.52	< 0.54	< 0.53	< 0.52
2-Butanone	< 5	< 250	< 5	< 5
2-Hexanone	< 5	< 250	< 5	< 5
4-Methyl-2-Pentanone	< 5	< 250	< 5	< 5
Acenaphthene	< 0.1	< 0.11	< 0.11	< 0.1
Acenaphthylene	< 0.1	< 0.11	< 0.11	< 0.1
Acetone	< 10	< 500	< 10	< 10
Anthracene	< 0.1	< 0.11	< 0.11	< 0.1
Arsenic	39	< 10	< 10	51.7
Arsenic, Dissolved	(D9) 43.4	< 10	< 10	49.4
Barium	1,720	546	471	2,260
Barium, Dissolved	(D9) 1,740	722	(D9) 493	(D9) 2,530
Benzene	< 2	< 100	2.3	< 2
Benzo(a)anthracene	< 0.1	< 0.11	< 0.11	< 0.1
Benzo(a)pyrene	< 0.1	< 0.11	< 0.11	< 0.1
Benzo(b)fluoranthene	< 0.1	< 0.11	< 0.11	< 0.1
Benzo(g,h,i)perylene	< 0.1	< 0.11	< 0.11	< 0.1
Benzo(k)fluoranthene	< 0.1	< 0.11	< 0.11	< 0.1
Bromodichloromethane	< 1	< 50	< 1	< 1
Bromoform	< 2	< 100	< 2	< 2
Bromomethane	< 3	< 150	< 3	< 3
Cadmium	< 5	< 5	< 5	< 5
Cadmium, Dissolved	< 5	< 5	< 5	< 5
Carbon Disulfide	< 5	< 250	< 5	< 5
Carbon Tetrachloride	< 1.2	< 60	< 1.2	< 1.2
Chlorobenzene	< 0.7	< 35	< 0.7	< 0.7
Chloroethane	< 5.2	< 260	< 5.2	< 5.2
Chloroform	< 0.5	< 25	< 0.5	< 0.5
Chloromethane	< 0.8	< 40	< 0.8	< 0.8
Chromium	12.4	< 5	< 5	< 5
Chromium, Dissolved	< 5	< 5	< 5	< 5
Chrysene	< 0.1	< 0.11	< 0.11	< 0.1
Dibenz(a,h)anthracene	< 0.1	< 0.11	< 0.11	< 0.1
Dibromochloromethane	< 0.9	< 45	< 0.9	< 0.9

D9 = Dissolved result is greater than the total.
Data is within laboratory control limits.

TABLE 9
BUILDING 4 TEMPORARY WELL RESULTS
DECEMBER 2015

Analyte	TWBD4-01L	TWBD4-02L	TWBD4-03L	TWBD4-04L
Ethylbenzene	< 2	< 100	< 2	< 2
Fluoranthene	< 0.1	< 0.11	< 0.11	< 0.1
Fluorene	< 0.1	< 0.11	< 0.11	< 0.1
Gasoline Range Organics	< 500	2,280	< 500	< 500
Indeno(1,2,3-cd)pyrene	< 0.1	< 0.11	< 0.11	< 0.1
Lead	14	< 5	< 5	< 5
Lead, Dissolved	< 5	< 5	< 5	< 5
Mercury	< 0.2	< 0.2	< 0.2	< 0.2
Mercury, Dissolved	< 0.2	< 0.2	< 0.2	< 0.2
Methylene Chloride	< 2.5	< 125	< 2.5	< 2.5
Naphthalene	< 0.52	< 0.54	< 0.53	< 0.52
Phenanthrene	< 0.52	< 0.54	< 0.53	< 0.52
Pyrene	< 0.1	< 0.11	< 0.11	< 0.1
Selenium	< 15	< 15	< 15	< 15
Selenium, Dissolved	< 15	< 15	< 15	< 15
Silver	< 7	< 7	< 7	< 7
Silver, Dissolved	< 7	< 7	< 7	< 7
Styrene	< 5	< 250	< 5	< 5
TPH-DRO	< 0.5	< 0.5	< 0.5	< 0.5
TPH-ORO	< 0.5	< 0.5	< 0.5	< 0.5
Tetrachloroethene	< 0.5	< 25	< 0.5	< 0.5
Toluene	< 2	< 100	< 2	< 2
Trichloroethene	< 1.2	< 60	< 1.2	< 1.2
Trichlorofluoromethane	< 5	< 250	< 5	< 5
Vinyl Chloride	< 1.8	426	< 1.8	< 1.8
Xylene (Total)	< 7	< 350	< 7	< 7
cis-1,3-Dichloropropene	< 3.4	< 170	< 3.4	< 3.4
trans-1,3-Dichloropropene	< 0.6	< 30	< 0.6	< 0.6

D9 = Dissolved result is greater than the total.
Data is within laboratory control limits.

Table 10
December 2015 Method 1668 Sampling Results
(results in ng/L)

Parameter	Unit	Date	TWBD4-01L	TWBD4-02L	TWBD4-03L	TWBD4-04L	BLANK-48204	BLANK-48291
PCB-001	ng/L	12/9/2015	< 0.06	< 0.06	< 0.06	< 0.06	< 0.06	< 0.06
PCB-002	ng/L	12/9/2015	< 0.06	< 0.06	< 0.06	< 0.06	< 0.06	< 0.06
PCB-003	ng/L	12/9/2015	< 0.06	< 0.06	< 0.06	< 0.06	< 0.06	< 0.06
Totals for Monochlorobiphenyl			0.00	0.00	0.00	0.00	0.00	0.00
PCB-004	ng/L	12/9/2015	< 0.06	< 0.06	< 0.06	< 0.06	< 0.06	< 0.06
PCB-005	ng/L	12/9/2015	< 0.06	< 0.06	< 0.06	< 0.06	< 0.06	< 0.06
PCB-006	ng/L	12/9/2015	< 0.06	< 0.06	< 0.06	< 0.06	< 0.06	< 0.06
PCB-007	ng/L	12/9/2015	< 0.06	< 0.06	< 0.06	< 0.06	< 0.06	< 0.06
PCB-008	ng/L	12/9/2015	< 0.06	0.07	0.062	< 0.06	< 0.06	< 0.06
PCB-009	ng/L	12/9/2015	< 0.06	< 0.06	< 0.06	< 0.06	< 0.06	< 0.06
PCB-010	ng/L	12/9/2015	< 0.06	< 0.06	< 0.06	< 0.06	< 0.06	< 0.06
PCB-011	ng/L	12/9/2015	* B 0.085	* < 0.06	* < 0.06	* < 0.06	0.14	0.155
PCB-012	ng/L	12/9/2015	< 0.12	< 0.12	< 0.12	< 0.12	< 0.12	< 0.12
PCB-013	ng/L	12/9/2015	< 0.12	< 0.12	< 0.12	< 0.12	< 0.12	< 0.12
PCB-014	ng/L	12/9/2015	< 0.06	< 0.06	< 0.06	< 0.06	< 0.06	< 0.06
PCB-015	ng/L	12/9/2015	< 0.06	< 0.06	< 0.06	< 0.06	< 0.06	< 0.06
Totals for Dichlorobiphenyl			0.085	0.071	0.062	0.000	0.140	0.155
PCB-016	ng/L	12/9/2015	< 0.06	< 0.06	< 0.06	< 0.06	< 0.06	< 0.06
PCB-017	ng/L	12/9/2015	< 0.06	< 0.06	< 0.06	< 0.06	< 0.06	< 0.06
PCB-018	ng/L	12/9/2015	< 0.12	< 0.12	< 0.12	< 0.12	< 0.12	< 0.12
PCB-019	ng/L	12/9/2015	< 0.06	< 0.06	< 0.06	< 0.06	< 0.06	< 0.06
PCB-020	ng/L	12/9/2015	< 0.12	< 0.12	< 0.12	< 0.12	< 0.12	< 0.12
PCB-021	ng/L	12/9/2015	< 0.12	< 0.12	< 0.12	< 0.12	< 0.12	< 0.12
PCB-022	ng/L	12/9/2015	< 0.06	< 0.06	< 0.06	< 0.06	< 0.06	< 0.06
PCB-023	ng/L	12/9/2015	< 0.06	< 0.06	< 0.06	< 0.06	< 0.06	< 0.06
PCB-024	ng/L	12/9/2015	< 0.06	< 0.06	< 0.06	< 0.06	< 0.06	< 0.06
PCB-025	ng/L	12/9/2015	< 0.06	< 0.06	< 0.06	< 0.06	< 0.06	< 0.06
PCB-026	ng/L	12/9/2015	< 0.12	< 0.12	< 0.12	< 0.12	< 0.12	< 0.12
PCB-027	ng/L	12/9/2015	< 0.06	< 0.06	< 0.06	< 0.06	< 0.06	< 0.06
PCB-028	ng/L	12/9/2015	< 0.12	< 0.12	< 0.12	< 0.12	< 0.12	< 0.12
PCB-029	ng/L	12/9/2015	< 0.12	< 0.12	< 0.12	< 0.12	< 0.12	< 0.12
PCB-030	ng/L	12/9/2015	< 0.12	< 0.12	< 0.12	< 0.12	< 0.12	< 0.12
PCB-031	ng/L	12/9/2015	< 0.06	0.08	< 0.06	< 0.06	< 0.06	< 0.06

*= Blank Adjusted B = Less than 10x higher than method blank level
Blank-48204 is associated with -01L, -02L,-04L Blank-48291 is associated with -03L
Samples collected 12/9-10/2015

Table 10
December 2015 Method 1668 Sampling Results
(results in ng/L)

Parameter	Unit	Date	TWBD4-01L	TWBD4-02L	TWBD4-03L	TWBD4-04L	BLANK-48204	BLANK-48291
PCB-032	ng/L	12/9/2015	< 0.06	< 0.06	< 0.06	< 0.06	< 0.06	< 0.06
PCB-033	ng/L	12/9/2015	< 0.12	< 0.12	< 0.12	< 0.12	< 0.12	< 0.12
PCB-034	ng/L	12/9/2015	< 0.06	< 0.06	< 0.06	< 0.06	< 0.06	< 0.06
PCB-035	ng/L	12/9/2015	< 0.06	< 0.06	< 0.06	< 0.06	< 0.06	< 0.06
PCB-036	ng/L	12/9/2015	< 0.06	< 0.06	< 0.06	< 0.06	< 0.06	< 0.06
PCB-037	ng/L	12/9/2015	< 0.06	< 0.06	< 0.06	< 0.06	< 0.06	< 0.06
PCB-038	ng/L	12/9/2015	< 0.06	< 0.06	< 0.06	< 0.06	< 0.06	< 0.06
PCB-039	ng/L	12/9/2015	< 0.06	< 0.06	< 0.06	< 0.06	< 0.06	< 0.06
Totals for Trichlorobiphenyl			0.00	0.08	0.00	0.00	0.00	0.00
PCB-040	ng/L	12/9/2015	< 0.18	< 0.18	< 0.18	< 0.18	< 0.18	< 0.18
PCB-041	ng/L	12/9/2015	< 0.18	< 0.18	< 0.18	< 0.18	< 0.18	< 0.18
PCB-042	ng/L	12/9/2015	< 0.06	< 0.06	< 0.06	< 0.06	< 0.06	< 0.06
PCB-043	ng/L	12/9/2015	< 0.12	< 0.12	< 0.12	< 0.12	< 0.12	< 0.12
PCB-044	ng/L	12/9/2015	< 0.18	< 0.18	< 0.18	< 0.18	< 0.18	< 0.18
PCB-045	ng/L	12/9/2015	< 0.12	< 0.12	< 0.12	< 0.12	< 0.12	< 0.12
PCB-046	ng/L	12/9/2015	< 0.06	< 0.06	< 0.06	< 0.06	< 0.06	< 0.06
PCB-047	ng/L	12/9/2015	< 0.18	< 0.18	< 0.18	< 0.18	< 0.18	< 0.18
PCB-048	ng/L	12/9/2015	< 0.06	< 0.06	< 0.06	< 0.06	< 0.06	< 0.06
PCB-049	ng/L	12/9/2015	< 0.12	< 0.12	< 0.12	< 0.12	< 0.12	< 0.12
PCB-050	ng/L	12/9/2015	< 0.12	< 0.12	< 0.12	< 0.12	< 0.12	< 0.12
PCB-051	ng/L	12/9/2015	< 0.12	< 0.12	< 0.12	< 0.12	< 0.12	< 0.12
PCB-052	ng/L	12/9/2015	0.071	< 0.06	< 0.06	< 0.06	< 0.06	< 0.06
PCB-053	ng/L	12/9/2015	< 0.12	< 0.12	< 0.12	< 0.12	< 0.12	< 0.12
PCB-054	ng/L	12/9/2015	< 0.06	< 0.06	< 0.06	< 0.06	< 0.06	< 0.06
PCB-055	ng/L	12/9/2015	< 0.06	< 0.06	< 0.06	< 0.06	< 0.06	< 0.06
PCB-056	ng/L	12/9/2015	< 0.06	< 0.06	< 0.06	< 0.06	< 0.06	< 0.06
PCB-057	ng/L	12/9/2015	< 0.06	< 0.06	< 0.06	< 0.06	< 0.06	< 0.06
PCB-058	ng/L	12/9/2015	< 0.06	< 0.06	< 0.06	< 0.06	< 0.06	< 0.06
PCB-059	ng/L	12/9/2015	< 0.18	< 0.18	< 0.18	< 0.18	< 0.18	< 0.18
PCB-060	ng/L	12/9/2015	< 0.06	< 0.06	< 0.06	< 0.06	< 0.06	< 0.06
PCB-061	ng/L	12/9/2015	< 0.24	< 0.24	< 0.24	< 0.24	< 0.24	< 0.24
PCB-062	ng/L	12/9/2015	< 0.18	< 0.18	< 0.18	< 0.18	< 0.18	< 0.18
PCB-063	ng/L	12/9/2015	< 0.06	< 0.06	< 0.06	< 0.06	< 0.06	< 0.06
PCB-064	ng/L	12/9/2015	< 0.06	< 0.06	< 0.06	< 0.06	< 0.06	< 0.06

*= Blank Adjusted B = Less than 10x higher than method blank level
Blank-48204 is associated with -01L, -02L,-04L Blank-48291 is associated with -03L
Samples collected 12/9-10/2015

Table 10
December 2015 Method 1668 Sampling Results
(results in ng/L)

Parameter	Unit	Date	TWBD4-01L	TWBD4-02L	TWBD4-03L	TWBD4-04L	BLANK-48204	BLANK-48291
PCB-065	ng/L	12/9/2015	< 0.18	< 0.18	< 0.18	< 0.18	< 0.18	< 0.18
PCB-066	ng/L	12/9/2015	< 0.06	< 0.06	< 0.06	< 0.06	< 0.06	< 0.06
PCB-067	ng/L	12/9/2015	< 0.06	< 0.06	< 0.06	< 0.06	< 0.06	< 0.06
PCB-068	ng/L	12/9/2015	< 0.06	< 0.06	< 0.06	< 0.06	< 0.06	< 0.06
PCB-069	ng/L	12/9/2015	< 0.12	< 0.12	< 0.12	< 0.12	< 0.12	< 0.12
PCB-070	ng/L	12/9/2015	< 0.24	< 0.24	< 0.24	< 0.24	< 0.24	< 0.24
PCB-071	ng/L	12/9/2015	< 0.18	< 0.18	< 0.18	< 0.18	< 0.18	< 0.18
PCB-072	ng/L	12/9/2015	< 0.06	< 0.06	< 0.06	< 0.06	< 0.06	< 0.06
PCB-073	ng/L	12/9/2015	< 0.06	< 0.06	< 0.06	< 0.06	< 0.06	< 0.06
PCB-074	ng/L	12/9/2015	< 0.24	< 0.24	< 0.24	< 0.24	< 0.24	< 0.24
PCB-075	ng/L	12/9/2015	< 0.18	< 0.18	< 0.18	< 0.18	< 0.18	< 0.18
PCB-076	ng/L	12/9/2015	< 0.24	< 0.24	< 0.24	< 0.24	< 0.24	< 0.24
PCB-077	ng/L	12/9/2015	< 0.06	< 0.06	< 0.06	< 0.06	< 0.06	< 0.06
PCB-078	ng/L	12/9/2015	< 0.06	< 0.06	< 0.06	< 0.06	< 0.06	< 0.06
PCB-079	ng/L	12/9/2015	< 0.06	< 0.06	< 0.06	< 0.06	< 0.06	< 0.06
PCB-080	ng/L	12/9/2015	< 0.06	< 0.06	< 0.06	< 0.06	< 0.06	< 0.06
PCB-081	ng/L	12/9/2015	< 0.06	< 0.06	< 0.06	< 0.06	< 0.06	< 0.06
Totals for Tetrachlorobiphenyl (4Cl)			0.071	0.000	0.000	0.000	0.000	0.000
PCB-082	ng/L	12/9/2015	< 0.06	< 0.06	< 0.06	< 0.06	< 0.06	< 0.06
PCB-083	ng/L	12/9/2015	< 0.06	< 0.06	< 0.06	< 0.06	< 0.06	< 0.06
PCB-084	ng/L	12/9/2015	< 0.06	< 0.06	< 0.06	< 0.06	< 0.06	< 0.06
PCB-085	ng/L	12/9/2015	< 0.18	< 0.18	< 0.18	< 0.18	< 0.18	< 0.18
PCB-086	ng/L	12/9/2015	< 0.36	< 0.36	< 0.36	< 0.36	< 0.36	< 0.36
PCB-087	ng/L	12/9/2015	< 0.36	< 0.36	< 0.36	< 0.36	< 0.36	< 0.36
PCB-088	ng/L	12/9/2015	< 0.12	< 0.12	< 0.12	< 0.12	< 0.12	< 0.12
PCB-089	ng/L	12/9/2015	< 0.06	< 0.06	< 0.06	< 0.06	< 0.06	< 0.06
PCB-090	ng/L	12/9/2015	< 0.18	< 0.18	< 0.18	< 0.18	< 0.18	< 0.18
PCB-091	ng/L	12/9/2015	< 0.12	< 0.12	< 0.12	< 0.12	< 0.12	< 0.12
PCB-092	ng/L	12/9/2015	< 0.06	< 0.06	< 0.06	< 0.06	< 0.06	< 0.06
PCB-093	ng/L	12/9/2015	< 0.24	< 0.24	< 0.24	< 0.24	< 0.24	< 0.24
PCB-094	ng/L	12/9/2015	< 0.06	< 0.06	< 0.06	< 0.06	< 0.06	< 0.06
PCB-095	ng/L	12/9/2015	< 0.06	< 0.06	< 0.06	< 0.06	< 0.06	< 0.06
PCB-096	ng/L	12/9/2015	< 0.06	< 0.06	< 0.06	< 0.06	< 0.06	< 0.06
PCB-097	ng/L	12/9/2015	< 0.36	< 0.36	< 0.36	< 0.36	< 0.36	< 0.36

*= Blank Adjusted B = Less than 10x higher than method blank level
Blank-48204 is associated with -01L, -02L,-04L Blank-48291 is associated with -03L
Samples collected 12/9-10/2015

Table 10
December 2015 Method 1668 Sampling Results
(results in ng/L)

Parameter	Unit	Date	TWBD4-01L	TWBD4-02L	TWBD4-03L	TWBD4-04L	BLANK-48204	BLANK-48291
PCB-098	ng/L	12/9/2015	< 0.24	< 0.24	< 0.24	< 0.24	< 0.24	< 0.24
PCB-099	ng/L	12/9/2015	< 0.06	< 0.06	< 0.06	< 0.06	< 0.06	< 0.06
PCB-100	ng/L	12/9/2015	< 0.24	< 0.24	< 0.24	< 0.24	< 0.24	< 0.24
PCB-101	ng/L	12/9/2015	< 0.18	< 0.18	< 0.18	< 0.18	< 0.18	< 0.18
PCB-102	ng/L	12/9/2015	< 0.24	< 0.24	< 0.24	< 0.24	< 0.24	< 0.24
PCB-103	ng/L	12/9/2015	< 0.06	< 0.06	< 0.06	< 0.06	< 0.06	< 0.06
PCB-104	ng/L	12/9/2015	< 0.06	< 0.06	< 0.06	< 0.06	< 0.06	< 0.06
PCB-105	ng/L	12/9/2015	< 0.06	< 0.06	< 0.06	< 0.06	< 0.06	< 0.06
PCB-106	ng/L	12/9/2015	< 0.06	< 0.06	< 0.06	< 0.06	< 0.06	< 0.06
PCB-107	ng/L	12/9/2015	< 0.12	< 0.12	< 0.12	< 0.12	< 0.12	< 0.12
PCB-108	ng/L	12/9/2015	< 0.36	< 0.36	< 0.36	< 0.36	< 0.36	< 0.36
PCB-109	ng/L	12/9/2015	< 0.06	< 0.06	< 0.06	< 0.06	< 0.06	< 0.06
PCB-110	ng/L	12/9/2015	< 0.12	< 0.12	< 0.12	< 0.12	< 0.12	< 0.12
PCB-111	ng/L	12/9/2015	< 0.06	< 0.06	< 0.06	< 0.06	< 0.06	< 0.06
PCB-112	ng/L	12/9/2015	< 0.06	< 0.06	< 0.06	< 0.06	< 0.06	< 0.06
PCB-113	ng/L	12/9/2015	< 0.18	< 0.18	< 0.18	< 0.18	< 0.18	< 0.18
PCB-114	ng/L	12/9/2015	< 0.06	< 0.06	< 0.06	< 0.06	< 0.06	< 0.06
PCB-115	ng/L	12/9/2015	< 0.12	< 0.12	< 0.12	< 0.12	< 0.12	< 0.12
PCB-116	ng/L	12/9/2015	< 0.18	< 0.18	< 0.18	< 0.18	< 0.18	< 0.18
PCB-117	ng/L	12/9/2015	< 0.18	< 0.18	< 0.18	< 0.18	< 0.18	< 0.18
PCB-118	ng/L	12/9/2015	< 0.06	< 0.06	< 0.06	< 0.06	< 0.06	< 0.06
PCB-119	ng/L	12/9/2015	< 0.36	< 0.36	< 0.36	< 0.36	< 0.36	< 0.36
PCB-120	ng/L	12/9/2015	< 0.06	< 0.06	< 0.06	< 0.06	< 0.06	< 0.06
PCB-121	ng/L	12/9/2015	< 0.06	< 0.06	< 0.06	< 0.06	< 0.06	< 0.06
PCB-122	ng/L	12/9/2015	< 0.06	< 0.06	< 0.06	< 0.06	< 0.06	< 0.06
PCB-123	ng/L	12/9/2015	< 0.06	< 0.06	< 0.06	< 0.06	< 0.06	< 0.06
PCB-124	ng/L	12/9/2015	< 0.12	< 0.12	< 0.12	< 0.12	< 0.12	< 0.12
PCB-125	ng/L	12/9/2015	< 0.36	< 0.36	< 0.36	< 0.36	< 0.36	< 0.36
PCB-126	ng/L	12/9/2015	< 0.06	< 0.06	< 0.06	< 0.06	< 0.06	< 0.06
PCB-127	ng/L	12/9/2015	< 0.06	< 0.06	< 0.06	< 0.06	< 0.06	< 0.06
Totals for Pentachlorobiphenyl			0.000	0.000	0.000	0.000	0.000	0.000
PCB-128	ng/L	12/9/2015	< 0.12	< 0.12	< 0.12	< 0.12	< 0.12	< 0.12
PCB-129	ng/L	12/9/2015	< 0.18	< 0.18	< 0.18	< 0.18	< 0.18	< 0.18
PCB-130	ng/L	12/9/2015	< 0.06	< 0.06	< 0.06	< 0.06	< 0.06	< 0.06

*= Blank Adjusted B = Less than 10x higher than method blank level
Blank-48204 is associated with -01L, -02L,-04L Blank-48291 is associated with -03L
Samples collected 12/9-10/2015

Table 10
December 2015 Method 1668 Sampling Results
(results in ng/L)

Parameter	Unit	Date	TWBD4-01L	TWBD4-02L	TWBD4-03L	TWBD4-04L	BLANK-48204	BLANK-48291
PCB-131	ng/L	12/9/2015	< 0.06	< 0.06	< 0.06	< 0.06	< 0.06	< 0.06
PCB-132	ng/L	12/9/2015	< 0.06	< 0.06	< 0.06	< 0.06	< 0.06	< 0.06
PCB-133	ng/L	12/9/2015	< 0.06	< 0.06	< 0.06	< 0.06	< 0.06	< 0.06
PCB-134	ng/L	12/9/2015	< 0.12	< 0.12	< 0.12	< 0.12	< 0.12	< 0.12
PCB-135	ng/L	12/9/2015	< 0.12	< 0.12	< 0.12	< 0.12	< 0.12	< 0.12
PCB-136	ng/L	12/9/2015	< 0.06	< 0.06	< 0.06	< 0.06	< 0.06	< 0.06
PCB-137	ng/L	12/9/2015	< 0.06	< 0.06	< 0.06	< 0.06	< 0.06	< 0.06
PCB-138	ng/L	12/9/2015	< 0.18	< 0.18	< 0.18	< 0.18	< 0.18	< 0.18
PCB-139	ng/L	12/9/2015	< 0.12	< 0.12	< 0.12	< 0.12	< 0.12	< 0.12
PCB-140	ng/L	12/9/2015	< 0.12	< 0.12	< 0.12	< 0.12	< 0.12	< 0.12
PCB-141	ng/L	12/9/2015	< 0.06	< 0.06	< 0.06	< 0.06	< 0.06	< 0.06
PCB-142	ng/L	12/9/2015	< 0.06	< 0.06	< 0.06	< 0.06	< 0.06	< 0.06
PCB-143	ng/L	12/9/2015	< 0.12	< 0.12	< 0.12	< 0.12	< 0.12	< 0.12
PCB-144	ng/L	12/9/2015	< 0.06	< 0.06	< 0.06	< 0.06	< 0.06	< 0.06
PCB-145	ng/L	12/9/2015	< 0.06	< 0.06	< 0.06	< 0.06	< 0.06	< 0.06
PCB-146	ng/L	12/9/2015	< 0.06	< 0.06	< 0.06	< 0.06	< 0.06	< 0.06
PCB-147	ng/L	12/9/2015	< 0.12	< 0.12	< 0.12	< 0.12	< 0.12	< 0.12
PCB-148	ng/L	12/9/2015	< 0.06	< 0.06	< 0.06	< 0.06	< 0.06	< 0.06
PCB-149	ng/L	12/9/2015	< 0.12	< 0.12	< 0.12	< 0.12	< 0.12	< 0.12
PCB-150	ng/L	12/9/2015	< 0.06	< 0.06	< 0.06	< 0.06	< 0.06	< 0.06
PCB-151	ng/L	12/9/2015	< 0.12	< 0.12	< 0.12	< 0.12	< 0.12	< 0.12
PCB-152	ng/L	12/9/2015	< 0.06	< 0.06	< 0.06	< 0.06	< 0.06	< 0.06
PCB-153	ng/L	12/9/2015	< 0.12	< 0.12	< 0.12	< 0.12	< 0.12	< 0.12
PCB-154	ng/L	12/9/2015	< 0.06	< 0.06	< 0.06	< 0.06	< 0.06	< 0.06
PCB-155	ng/L	12/9/2015	< 0.06	< 0.06	< 0.06	< 0.06	< 0.06	< 0.06
PCB-156	ng/L	12/9/2015	< 0.12	< 0.12	< 0.12	< 0.12	< 0.12	< 0.12
PCB-157	ng/L	12/9/2015	< 0.12	< 0.12	< 0.12	< 0.12	< 0.12	< 0.12
PCB-158	ng/L	12/9/2015	< 0.06	< 0.06	< 0.06	< 0.06	< 0.06	< 0.06
PCB-159	ng/L	12/9/2015	< 0.06	< 0.06	< 0.06	< 0.06	< 0.06	< 0.06
PCB-160	ng/L	12/9/2015	< 0.06	< 0.06	< 0.06	< 0.06	< 0.06	< 0.06
PCB-161	ng/L	12/9/2015	< 0.06	< 0.06	< 0.06	< 0.06	< 0.06	< 0.06
PCB-162	ng/L	12/9/2015	< 0.06	< 0.06	< 0.06	< 0.06	< 0.06	< 0.06
PCB-163	ng/L	12/9/2015	< 0.18	< 0.18	< 0.18	< 0.18	< 0.18	< 0.18
PCB-164	ng/L	12/9/2015	< 0.06	< 0.06	< 0.06	< 0.06	< 0.06	< 0.06
PCB-165	ng/L	12/9/2015	< 0.06	< 0.06	< 0.06	< 0.06	< 0.06	< 0.06

*= Blank Adjusted B = Less than 10x higher than method blank level
Blank-48204 is associated with -01L, -02L,-04L Blank-48291 is associated with -03L
Samples collected 12/9-10/2015

Table 10
December 2015 Method 1668 Sampling Results
(results in ng/L)

Parameter	Unit	Date	TWBD4-01L	TWBD4-02L	TWBD4-03L	TWBD4-04L	BLANK-48204	BLANK-48291
PCB-166	ng/L	12/9/2015	< 0.12	< 0.12	< 0.12	< 0.12	< 0.12	< 0.12
PCB-167	ng/L	12/9/2015	< 0.06	< 0.06	< 0.06	< 0.06	< 0.06	< 0.06
PCB-168	ng/L	12/9/2015	< 0.12	< 0.12	< 0.12	< 0.12	< 0.12	< 0.12
PCB-169	ng/L	12/9/2015	< 0.06	< 0.06	< 0.06	< 0.06	< 0.06	< 0.06
Totals for Hexachlorobiphenyl			0.000	0.000	0.000	0.000	0.000	0.000
PCB-170	ng/L	12/9/2015	< 0.06	< 0.06	< 0.06	< 0.06	< 0.06	< 0.06
PCB-171	ng/L	12/9/2015	< 0.12	< 0.12	< 0.12	< 0.12	< 0.12	< 0.12
PCB-172	ng/L	12/9/2015	< 0.06	< 0.06	< 0.06	< 0.06	< 0.06	< 0.06
PCB-173	ng/L	12/9/2015	< 0.12	< 0.12	< 0.12	< 0.12	< 0.12	< 0.12
PCB-174	ng/L	12/9/2015	< 0.06	< 0.06	< 0.06	< 0.06	< 0.06	< 0.06
PCB-175	ng/L	12/9/2015	< 0.06	< 0.06	< 0.06	< 0.06	< 0.06	< 0.06
PCB-176	ng/L	12/9/2015	< 0.06	< 0.06	< 0.06	< 0.06	< 0.06	< 0.06
PCB-177	ng/L	12/9/2015	< 0.06	< 0.06	< 0.06	< 0.06	< 0.06	< 0.06
PCB-178	ng/L	12/9/2015	< 0.06	< 0.06	< 0.06	< 0.06	< 0.06	< 0.06
PCB-179	ng/L	12/9/2015	< 0.06	< 0.06	< 0.06	< 0.06	< 0.06	< 0.06
PCB-180	ng/L	12/9/2015	< 0.12	< 0.12	< 0.12	< 0.12	< 0.12	< 0.12
PCB-181	ng/L	12/9/2015	< 0.06	< 0.06	< 0.06	< 0.06	< 0.06	< 0.06
PCB-182	ng/L	12/9/2015	< 0.06	< 0.06	< 0.06	< 0.06	< 0.06	< 0.06
PCB-183	ng/L	12/9/2015	< 0.12	< 0.12	< 0.12	< 0.12	< 0.12	< 0.12
PCB-184	ng/L	12/9/2015	< 0.06	< 0.06	< 0.06	< 0.06	< 0.06	< 0.06
PCB-185	ng/L	12/9/2015	< 0.12	< 0.12	< 0.12	< 0.12	< 0.12	< 0.12
PCB-186	ng/L	12/9/2015	< 0.06	< 0.06	< 0.06	< 0.06	< 0.06	< 0.06
PCB-187	ng/L	12/9/2015	< 0.06	< 0.06	< 0.06	< 0.06	< 0.06	< 0.06
PCB-188	ng/L	12/9/2015	< 0.06	< 0.06	< 0.06	< 0.06	< 0.06	< 0.06
PCB-189	ng/L	12/9/2015	< 0.06	< 0.06	< 0.06	< 0.06	< 0.06	< 0.06
PCB-190	ng/L	12/9/2015	< 0.06	< 0.06	< 0.06	< 0.06	< 0.06	< 0.06
PCB-191	ng/L	12/9/2015	< 0.06	< 0.06	< 0.06	< 0.06	< 0.06	< 0.06
PCB-192	ng/L	12/9/2015	< 0.06	< 0.06	< 0.06	< 0.06	< 0.06	< 0.06
PCB-193	ng/L	12/9/2015	< 0.12	< 0.12	< 0.12	< 0.12	< 0.12	< 0.12
Totals for Heptachlorobiphenyl			0.000	0.000	0.000	0.000	0.000	0.000
PCB-194	ng/L	12/9/2015	< 0.06	< 0.06	< 0.06	< 0.06	< 0.06	< 0.06
PCB-195	ng/L	12/9/2015	< 0.06	< 0.06	< 0.06	< 0.06	< 0.06	< 0.06
PCB-196	ng/L	12/9/2015	< 0.06	< 0.06	< 0.06	< 0.06	< 0.06	< 0.06

*= Blank Adjusted B = Less than 10x higher than method blank level
Blank-48204 is associated with -01L, -02L,-04L Blank-48291 is associated with -03L
Samples collected 12/9-10/2015

Table 10
December 2015 Method 1668 Sampling Results
(results in ng/L)

Parameter	Unit	Date	TWBD4-01L	TWBD4-02L	TWBD4-03L	TWBD4-04L	BLANK-48204	BLANK-48291
PCB-197	ng/L	12/9/2015	< 0.12	< 0.12	< 0.12	< 0.12	< 0.12	< 0.12
PCB-198	ng/L	12/9/2015	< 0.12	< 0.12	< 0.12	< 0.12	< 0.12	< 0.12
PCB-199	ng/L	12/9/2015	< 0.12	< 0.12	< 0.12	< 0.12	< 0.12	< 0.12
PCB-200	ng/L	12/9/2015	< 0.12	< 0.12	< 0.12	< 0.12	< 0.12	< 0.12
PCB-201	ng/L	12/9/2015	< 0.06	< 0.06	< 0.06	< 0.06	< 0.06	< 0.06
PCB-202	ng/L	12/9/2015	< 0.06	< 0.06	< 0.06	< 0.06	< 0.06	< 0.06
PCB-203	ng/L	12/9/2015	< 0.06	< 0.06	< 0.06	< 0.06	< 0.06	< 0.06
PCB-204	ng/L	12/9/2015	< 0.06	< 0.06	< 0.06	< 0.06	< 0.06	< 0.06
PCB-205	ng/L	12/9/2015	< 0.06	< 0.06	< 0.06	< 0.06	< 0.06	< 0.06
Totals for Octachlorobiphenyl			0.000	0.000	0.000	0.000	0.000	0.000
PCB-206	ng/L	12/9/2015	< 0.06	< 0.06	< 0.06	< 0.06	< 0.06	< 0.06
PCB-207	ng/L	12/9/2015	< 0.06	< 0.06	< 0.06	< 0.06	< 0.06	< 0.06
PCB-208	ng/L	12/9/2015	< 0.06	< 0.06	< 0.06	< 0.06	< 0.06	< 0.06
Totals for Nonachlorobiphenyl			0.000	0.000	0.000	0.000	0.000	0.000
PCB-209	ng/L	12/9/2015	< 0.06	< 0.06	< 0.06	< 0.06	< 0.06	< 0.06
Totals for Decachlorobiphenyl			0.000	0.000	0.000	0.000	0.000	0.000
TOTAL PCBs ng/L			0.156	0.15	0.062	0.000	0.140	0.155

*= Blank Adjusted B = Less than 10x higher than method blank level
Blank-48204 is associated with -01L, -02L,-04L Blank-48291 is associated with -03L
Samples collected 12/9-10/2015

Building 4
June 2015 Temporary Well Soil

Sample ID Key -

TWBD41506-01S-0623-05

TWBD41506-Temporary Well Boring Building 4 2015 June

01S - Boring #1 Soil

0623 - Sample collected June 23

05 - Depth of sample 0 - 5ft.

Pace Analytical Services, Inc.
9608 Loiret Blvd.
Lenexa, KS 66219
(913)599-5665

August 17, 2015

Request #6586

Mr. MIKE STITES
HONEYWELL FM & T, LLC
KANSAS CITY DIVISION
PO BOX 419159
KANSAS CITY, MO 641416159

Received 08/17/2015

RE: Project: Honeywell BFC
Pace Project No.: 60196979

Dear Mr. STITES:
Enclosed are the analytical results for sample(s) received by the laboratory on June 23, 2015. The results relate only to the samples included in this report. Results reported herein conform to the most current TNI standards and the laboratory's Quality Assurance Manual, where applicable, unless otherwise noted in the body of the report.

If you have any questions concerning this report, please feel free to contact me.

Sincerely,

Brad Godwin
brad.godwin@pacelabs.com
PM Lab Management

Enclosures

cc: Mr. Joe Baker, HONEYWELL FM & T, LLC
Mr. Garry LaBelle, HONEYWELL FM&T
Mr. Steve Ramm, HONEYWELL FM & T, LLC

REPORT OF LABORATORY ANALYSIS

This report shall not be reproduced, except in full,
without the written consent of Pace Analytical Services, Inc..

BD4 Soil 1507

Pace Analytical Services, Inc.
9608 Loiret Blvd.
Lenexa, KS 66219
(913)599-5665

CERTIFICATIONS

Project: Honeywell BFC
Pace Project No.: 60196979

Kansas Certification IDs
9608 Loiret Boulevard, Lenexa, KS 66219
WY STR Certification #: 2456.01
Arkansas Certification #: 13-012-0
Illinois Certification #: 003097
Iowa Certification #: 118
Kansas/NELAP Certification #: E-10116
Louisiana Certification #: 03055
Nevada Certification #: KS000212008A
Oklahoma Certification #: 9205/9935
Texas Certification #: T104704407
Utah Certification #: KS00021

This report shall not be reproduced, except in full,
without the written consent of Pace Analytical Services, Inc..

Pace Analytical Services, Inc.
9608 Loiret Blvd.
Lenexa, KS 66219
(913)599-5665

SAMPLE SUMMARY

Project: Honeywell BFC
Pace Project No.: 60196979

Lab ID	Sample ID	Matrix	Date Collected	Date Received
60196979001	**TWBD41506-01S-0623-05**	Solid	06/23/15 09:50	06/23/15 15:33
60196979002	**TWBD41506-01S-0623-510**	Solid	06/23/15 10:00	06/23/15 15:33
60196979003	**TWBD41506-01S-0623-1015**	Solid	06/23/15 10:15	06/23/15 15:33
60196979004	**TWBD41506-02S-0623-05**	Solid	06/23/15 10:45	06/23/15 15:33
60196979005	**TWBD41506-02S-0623-510**	Solid	06/23/15 11:00	06/23/15 15:33
60196979006	**TWBD41506-02S-0623-1015**	Solid	06/23/15 11:15	06/23/15 15:33
60196979007	**TWBD41506-03S-0623-05**	Solid	06/23/15 11:40	06/23/15 15:33
60196979008	**TWBD41506-03S-0623-510**	Solid	06/23/15 11:55	06/23/15 15:33
60196979009	**TWBD41506-03S-0623-1015**	Solid	06/23/15 12:10	06/23/15 15:33
60196979010	**TWBD41506-04S-0623-05**	Solid	06/23/15 12:30	06/23/15 15:33
60196979011	**TWBD41506-04S-0623-510**	Solid	06/23/15 12:45	06/23/15 15:33
60196979012	**TWBD41506-04S-0623-1015**	Solid	06/23/15 13:00	06/23/15 15:33
60196979013	**TRIP-3**	Solid	06/23/15 00:00	06/23/15 15:33
60196979014	**TRIP-4**	Solid	06/23/15 00:00	06/23/15 15:33

REPORT OF LABORATORY ANALYSIS

This report shall not be reproduced, except in full,
without the written consent of Pace Analytical Services, Inc..

Pace Analytical Services, Inc.
9608 Loiret Blvd.
Lenexa, KS 66219
(913)599-5665

SAMPLE ANALYTE COUNT

Project: Honeywell BFC
Pace Project No.: 60196979

Lab ID	Sample ID	Method	Analysts	Analytes Reported	Laboratory
60196979001	**TWBD41506-01S-0623-05**	EPA 8015B	ACW	4	PASI-K
		EPA 6010	JGP	22	PASI-K
		EPA 7471	TDS	1	PASI-K
		EPA 8270	JMT	73	PASI-K
		EPA 5035A/8260	TJT	1	PASI-K
		EPA 8260	TJT	68	PASI-K
		ASTM D2974	DWC	1	PASI-K
60196979002	**TWBD41506-01S-0623-510**	EPA 8015B	ACW	4	PASI-K
		EPA 6010	JGP	22	PASI-K
		EPA 7471	TDS	1	PASI-K
		EPA 8270	JMT	73	PASI-K
		EPA 5035A/8260	TJT	1	PASI-K
		EPA 8260	TJT	68	PASI-K
		ASTM D2974	DWC	1	PASI-K
60196979003	**TWBD41506-01S-0623-1015**	EPA 8015B	ACW	4	PASI-K
		EPA 6010	JGP	22	PASI-K
		EPA 7471	TDS	1	PASI-K
		EPA 8270	JMT	73	PASI-K
		EPA 5035A/8260	TJT	1	PASI-K
		EPA 8260	TJT	68	PASI-K
		ASTM D2974	DWC	1	PASI-K
60196979004	**TWBD41506-02S-0623-05**	EPA 8015B	ACW	4	PASI-K
		EPA 6010	JGP	22	PASI-K
		EPA 7471	TDS	1	PASI-K
		EPA 8270	JMT	73	PASI-K
		EPA 5035A/8260	TJT	1	PASI-K
		EPA 8260	TJT	68	PASI-K
		ASTM D2974	DWC	1	PASI-K
60196979005	**TWBD41506-02S-0623-510**	EPA 8015B	ACW	4	PASI-K
		EPA 6010	ZBM	22	PASI-K
		EPA 7471	TDS	1	PASI-K
		EPA 8270	JMT	73	PASI-K
		EPA 5035A/8260	TJT	1	PASI-K
		EPA 8260	TJT	68	PASI-K
		ASTM D2974	DWC	1	PASI-K
60196979006	**TWBD41506-02S-0623-1015**	EPA 8015B	ACW	4	PASI-K
		EPA 6010	JGP, ZBM	22	PASI-K

This report shall not be reproduced, except in full,
without the written consent of Pace Analytical Services, Inc..

Pace Analytical Services, Inc.
9608 Loiret Blvd.
Lenexa, KS 66219
(913)599-5665

SAMPLE ANALYTE COUNT

Project: Honeywell BFC
Pace Project No.: 60196979

Lab ID	Sample ID	Method	Analysts	Analytes Reported	Laboratory
		EPA 7471	TDS	1	PASI-K
		EPA 8270	JMT	73	PASI-K
		EPA 5035A/8260	TJT	1	PASI-K
		EPA 8260	TJT	68	PASI-K
		ASTM D2974	DWC	1	PASI-K
60196979007	**TWBD41506-03S-0623-05**	EPA 8015B	ACW	4	PASI-K
		EPA 6010	JGP, ZBM	22	PASI-K
		EPA 7471	TDS	1	PASI-K
		EPA 8270	JMT	73	PASI-K
		EPA 5035A/8260	TJT	1	PASI-K
		EPA 8260	TJT	68	PASI-K
		ASTM D2974	DWC	1	PASI-K
60196979008	**TWBD41506-03S-0623-510**	EPA 8015B	ACW	4	PASI-K
		EPA 6010	JGP, ZBM	23	PASI-K
		EPA 7471	TDS	1	PASI-K
		EPA 8270	JMT	73	PASI-K
		EPA 5035A/8260	TJT	1	PASI-K
		EPA 8260	TJT	68	PASI-K
		ASTM D2974	DWC	1	PASI-K
60196979009	**TWBD41506-03S-0623-1015**	EPA 8015B	ACW	4	PASI-K
		EPA 6010	JGP, ZBM	22	PASI-K
		EPA 7471	TDS	1	PASI-K
		EPA 8270	JMT	73	PASI-K
		EPA 5035A/8260	TJT	1	PASI-K
		EPA 8260	TJT	68	PASI-K
		ASTM D2974	DWC	1	PASI-K
60196979010	**TWBD41506-04S-0623-05**	EPA 8015B	ACW	4	PASI-K
		EPA 6010	JGP, ZBM	22	PASI-K
		EPA 7471	TDS	1	PASI-K
		EPA 8270	JMT	73	PASI-K
		EPA 5035A/8260	TJT	1	PASI-K
		EPA 8260	TJT	68	PASI-K
		ASTM D2974	DWC	1	PASI-K
60196979011	**TWBD41506-04S-0623-510**	EPA 8015B	ACW	4	PASI-K
		EPA 6010	JGP, ZBM	22	PASI-K
		EPA 7471	TDS	1	PASI-K
		EPA 8270	JMT	73	PASI-K

This report shall not be reproduced, except in full,
without the written consent of Pace Analytical Services, Inc..

Pace Analytical Services, Inc.
9608 Loiret Blvd.
Lenexa, KS 66219
(913)599-5665

SAMPLE ANALYTE COUNT

Project: Honeywell BFC
Pace Project No.: 60196979

Lab ID	Sample ID	Method	Analysts	Analytes Reported	Laboratory
		EPA 5035A/8260	TJT	1	PASI-K
		EPA 8260	TJT	68	PASI-K
		ASTM D2974	DWC	1	PASI-K
60196979012	**TWBD41506-04S-0623-1015**	EPA 8015B	ACW	4	PASI-K
		EPA 6010	JGP, ZBM	22	PASI-K
		EPA 7471	TDS	1	PASI-K
		EPA 8270	JMT	73	PASI-K
		EPA 5035A/8260	TJT	1	PASI-K
		EPA 8260	TJT	68	PASI-K
		ASTM D2974	DWC	1	PASI-K
60196979013	**TRIP-3**	EPA 5035A/8260	TJT	1	PASI-K
		EPA 8260	TJT	68	PASI-K
60196979014	**TRIP-4**	EPA 5035A/8260	TJT	1	PASI-K
		EPA 8260	JKL	68	PASI-K

This report shall not be reproduced, except in full,
without the written consent of Pace Analytical Services, Inc..

Pace Analytical Services, Inc.
9608 Loiret Blvd.
Lenexa, KS 66219
(913)599-5665

ANALYTICAL RESULTS

Project: Honeywell BFC
Pace Project No.: 60196979

Sample: TWBD41506-01S-0623-05 **Lab ID: 60196979001** Collected: 06/23/15 09:50 Received: 06/23/15 15:33 Matrix: Solid

Results reported on a "dry weight" basis and are adjusted for percent moisture, sample size and any dilutions.

Parameters	Results	Units	Report Limit	DF	Prepared	Analyzed	CAS No.	Qual
8015B Diesel Range Organics	Analytical Method: EPA 8015B Preparation Method: EPA 3546							
TPH-DRO (C10-C28)	ND	mg/kg	12.4	1	07/01/15 00:00	07/06/15 14:29		
TPH-ORO (C28-C35)	ND	mg/kg	12.4	1	07/01/15 00:00	07/06/15 14:29		
Surrogates								
n-Tetracosane (S)	86	%	18-139	1	07/01/15 00:00	07/06/15 14:29	646-31-1	
p-Terphenyl (S)	80	%	51-120	1	07/01/15 00:00	07/06/15 14:29	92-94-4	
6010 MET ICP Red. Interference	Analytical Method: EPA 6010 Preparation Method: EPA 3050							
Aluminum	**19100**	mg/kg	9.8	1	06/26/15 15:00	06/30/15 17:57	7429-90-5	
Antimony	**3.4**	mg/kg	1.3	1	06/26/15 15:00	06/30/15 17:57	7440-36-0	
Arsenic	**4.9**	mg/kg	1.3	1	06/26/15 15:00	06/30/15 17:57	7440-38-2	
Barium	**141**	mg/kg	1.3	1	06/26/15 15:00	06/30/15 17:57	7440-39-3	
Beryllium	**0.87**	mg/kg	0.13	1	06/26/15 15:00	06/30/15 17:57	7440-41-7	
Cadmium	ND	mg/kg	0.65	1	06/26/15 15:00	06/30/15 17:57	7440-43-9	
Calcium	**8790**	mg/kg	13.1	1	06/26/15 15:00	06/30/15 17:57	7440-70-2	
Chromium	**22.7**	mg/kg	0.65	1	06/26/15 15:00	06/30/15 17:57	7440-47-3	
Cobalt	**8.4**	mg/kg	0.65	1	06/26/15 15:00	06/30/15 17:57	7440-48-4	
Copper	**14.6**	mg/kg	1.3	1	06/26/15 15:00	06/30/15 17:57	7440-50-8	
Iron	**20100**	mg/kg	6.5	1	06/26/15 15:00	06/30/15 17:57	7439-89-6	
Lead	**13.7**	mg/kg	1.3	1	06/26/15 15:00	06/30/15 17:57	7439-92-1	
Magnesium	**3310**	mg/kg	6.5	1	06/26/15 15:00	06/30/15 17:57	7439-95-4	
Manganese	**371**	mg/kg	0.65	1	06/26/15 15:00	06/30/15 17:57	7439-96-5	
Nickel	**16.8**	mg/kg	0.65	1	06/26/15 15:00	06/30/15 17:57	7440-02-0	
Potassium	**2550**	mg/kg	65.3	1	06/26/15 15:00	06/30/15 17:57	7440-09-7	
Selenium	ND	mg/kg	2.0	1	06/26/15 15:00	06/30/15 17:57	7782-49-2	
Silver	ND	mg/kg	0.91	1	06/26/15 15:00	06/30/15 17:57	7440-22-4	
Sodium	**1670**	mg/kg	65.3	1	06/26/15 15:00	06/30/15 17:57	7440-23-5	
Thallium	ND	mg/kg	2.6	1	06/26/15 15:00	06/30/15 17:57	7440-28-0	
Vanadium	**31.7**	mg/kg	1.3	1	06/26/15 15:00	06/30/15 17:57	7440-62-2	
Zinc	**62.8**	mg/kg	13.1	1	06/26/15 15:00	06/30/15 17:57	7440-66-6	
7471 Mercury	Analytical Method: EPA 7471 Preparation Method: EPA 7471							
Mercury	ND	mg/kg	0.052	1	07/06/15 09:30	07/06/15 12:56	7439-97-6	R1
8270 MSSV Semivolatiles	Analytical Method: EPA 8270 Preparation Method: EPA 3546							
Acenaphthene	ND	ug/kg	411	1	07/01/15 00:00	07/06/15 08:59	83-32-9	
Acenaphthylene	ND	ug/kg	411	1	07/01/15 00:00	07/06/15 08:59	208-96-8	
Anthracene	ND	ug/kg	411	1	07/01/15 00:00	07/06/15 08:59	120-12-7	
Benzo(a)anthracene	ND	ug/kg	411	1	07/01/15 00:00	07/06/15 08:59	56-55-3	
Benzo(a)pyrene	ND	ug/kg	411	1	07/01/15 00:00	07/06/15 08:59	50-32-8	
Benzo(b)fluoranthene	ND	ug/kg	411	1	07/01/15 00:00	07/06/15 08:59	205-99-2	
Benzo(g,h,i)perylene	ND	ug/kg	411	1	07/01/15 00:00	07/06/15 08:59	191-24-2	
Benzo(k)fluoranthene	ND	ug/kg	411	1	07/01/15 00:00	07/06/15 08:59	207-08-9	
Benzoic acid	ND	ug/kg	2080	1	07/01/15 00:00	07/06/15 08:59	65-85-0	
Benzyl alcohol	ND	ug/kg	822	1	07/01/15 00:00	07/06/15 08:59	100-51-6	
4-Bromophenylphenyl ether	ND	ug/kg	411	1	07/01/15 00:00	07/06/15 08:59	101-55-3	

This report shall not be reproduced, except in full,
without the written consent of Pace Analytical Services, Inc..

Pace Analytical Services, Inc.
9608 Loiret Blvd.
Lenexa, KS 66219
(913)599-5665

ANALYTICAL RESULTS

Project: Honeywell BFC
Pace Project No.: 60196979

Sample: TWBD41506-01S-0623-05 **Lab ID: 60196979001** Collected: 06/23/15 09:50 Received: 06/23/15 15:33 Matrix: Solid

Results reported on a "dry weight" basis and are adjusted for percent moisture, sample size and any dilutions.

Parameters	Results	Units	Report Limit	DF	Prepared	Analyzed	CAS No.	Qual
8270 MSSV Semivolatiles	Analytical Method: EPA 8270 Preparation Method: EPA 3546							
Butylbenzylphthalate	ND	ug/kg	411	1	07/01/15 00:00	07/06/15 08:59	85-68-7	
Carbazole	ND	ug/kg	411	1	07/01/15 00:00	07/06/15 08:59	86-74-8	
4-Chloro-3-methylphenol	ND	ug/kg	822	1	07/01/15 00:00	07/06/15 08:59	59-50-7	
4-Chloroaniline	ND	ug/kg	822	1	07/01/15 00:00	07/06/15 08:59	106-47-8	
bis(2-Chloroethoxy)methane	ND	ug/kg	411	1	07/01/15 00:00	07/06/15 08:59	111-91-1	
bis(2-Chloroethyl) ether	ND	ug/kg	411	1	07/01/15 00:00	07/06/15 08:59	111-44-4	
bis(2-Chloroisopropyl) ether	ND	ug/kg	411	1	07/01/15 00:00	07/06/15 08:59	39638-32-9	
2-Chloronaphthalene	ND	ug/kg	411	1	07/01/15 00:00	07/06/15 08:59	91-58-7	
2-Chlorophenol	ND	ug/kg	411	1	07/01/15 00:00	07/06/15 08:59	95-57-8	
4-Chlorophenylphenyl ether	ND	ug/kg	411	1	07/01/15 00:00	07/06/15 08:59	7005-72-3	
Chrysene	ND	ug/kg	411	1	07/01/15 00:00	07/06/15 08:59	218-01-9	
Dibenz(a,h)anthracene	ND	ug/kg	411	1	07/01/15 00:00	07/06/15 08:59	53-70-3	
Dibenzofuran	ND	ug/kg	411	1	07/01/15 00:00	07/06/15 08:59	132-64-9	
1,2-Dichlorobenzene	ND	ug/kg	411	1	07/01/15 00:00	07/06/15 08:59	95-50-1	
1,3-Dichlorobenzene	ND	ug/kg	411	1	07/01/15 00:00	07/06/15 08:59	541-73-1	
1,4-Dichlorobenzene	ND	ug/kg	411	1	07/01/15 00:00	07/06/15 08:59	106-46-7	
3,3'-Dichlorobenzidine	ND	ug/kg	822	1	07/01/15 00:00	07/06/15 08:59	91-94-1	
2,4-Dichlorophenol	ND	ug/kg	411	1	07/01/15 00:00	07/06/15 08:59	120-83-2	
Diethylphthalate	ND	ug/kg	411	1	07/01/15 00:00	07/06/15 08:59	84-66-2	
2,4-Dimethylphenol	ND	ug/kg	411	1	07/01/15 00:00	07/06/15 08:59	105-67-9	
Dimethylphthalate	ND	ug/kg	411	1	07/01/15 00:00	07/06/15 08:59	131-11-3	
Di-n-butylphthalate	ND	ug/kg	411	1	07/01/15 00:00	07/06/15 08:59	84-74-2	
4,6-Dinitro-2-methylphenol	ND	ug/kg	2080	1	07/01/15 00:00	07/06/15 08:59	534-52-1	
2,4-Dinitrophenol	ND	ug/kg	2080	1	07/01/15 00:00	07/06/15 08:59	51-28-5	
2,4-Dinitrotoluene	ND	ug/kg	411	1	07/01/15 00:00	07/06/15 08:59	121-14-2	
2,6-Dinitrotoluene	ND	ug/kg	411	1	07/01/15 00:00	07/06/15 08:59	606-20-2	
Di-n-octylphthalate	ND	ug/kg	411	1	07/01/15 00:00	07/06/15 08:59	117-84-0	
bis(2-Ethylhexyl)phthalate	ND	ug/kg	411	1	07/01/15 00:00	07/06/15 08:59	117-81-7	
Fluoranthene	ND	ug/kg	411	1	07/01/15 00:00	07/06/15 08:59	206-44-0	
Fluorene	ND	ug/kg	411	1	07/01/15 00:00	07/06/15 08:59	86-73-7	
Hexachloro-1,3-butadiene	ND	ug/kg	411	1	07/01/15 00:00	07/06/15 08:59	87-68-3	
Hexachlorobenzene	ND	ug/kg	411	1	07/01/15 00:00	07/06/15 08:59	118-74-1	
Hexachlorocyclopentadiene	ND	ug/kg	411	1	07/01/15 00:00	07/06/15 08:59	77-47-4	
Hexachloroethane	ND	ug/kg	411	1	07/01/15 00:00	07/06/15 08:59	67-72-1	
Indeno(1,2,3-cd)pyrene	ND	ug/kg	411	1	07/01/15 00:00	07/06/15 08:59	193-39-5	
Isophorone	ND	ug/kg	411	1	07/01/15 00:00	07/06/15 08:59	78-59-1	
2-Methylnaphthalene	ND	ug/kg	411	1	07/01/15 00:00	07/06/15 08:59	91-57-6	
2-Methylphenol(o-Cresol)	ND	ug/kg	411	1	07/01/15 00:00	07/06/15 08:59	95-48-7	
3&4-Methylphenol(m&p Cresol)	ND	ug/kg	411	1	07/01/15 00:00	07/06/15 08:59		
Naphthalene	ND	ug/kg	411	1	07/01/15 00:00	07/06/15 08:59	91-20-3	
2-Nitroaniline	ND	ug/kg	822	1	07/01/15 00:00	07/06/15 08:59	88-74-4	
3-Nitroaniline	ND	ug/kg	822	1	07/01/15 00:00	07/06/15 08:59	99-09-2	
4-Nitroaniline	ND	ug/kg	822	1	07/01/15 00:00	07/06/15 08:59	100-01-6	
Nitrobenzene	ND	ug/kg	411	1	07/01/15 00:00	07/06/15 08:59	98-95-3	
2-Nitrophenol	ND	ug/kg	411	1	07/01/15 00:00	07/06/15 08:59	88-75-5	
4-Nitrophenol	ND	ug/kg	2080	1	07/01/15 00:00	07/06/15 08:59	100-02-7	

REPORT OF LABORATORY ANALYSIS

This report shall not be reproduced, except in full,
without the written consent of Pace Analytical Services, Inc..

Pace Analytical Services, Inc.
9608 Loiret Blvd.
Lenexa, KS 66219
(913)599-5665

ANALYTICAL RESULTS

Project: Honeywell BFC
Pace Project No.: 60196979

Sample: TWBD41506-01S-0623-05 **Lab ID: 60196979001** Collected: 06/23/15 09:50 Received: 06/23/15 15:33 Matrix: Solid

Results reported on a "dry weight" basis and are adjusted for percent moisture, sample size and any dilutions.

Parameters	Results	Units	Report Limit	DF	Prepared	Analyzed	CAS No.	Qual
8270 MSSV Semivolatiles	Analytical Method: EPA 8270 Preparation Method: EPA 3546							
N-Nitroso-di-n-propylamine	ND	ug/kg	411	1	07/01/15 00:00	07/06/15 08:59	621-64-7	
N-Nitrosodiphenylamine	ND	ug/kg	411	1	07/01/15 00:00	07/06/15 08:59	86-30-6	
Pentachlorophenol	ND	ug/kg	2080	1	07/01/15 00:00	07/06/15 08:59	87-86-5	
Phenanthrene	ND	ug/kg	411	1	07/01/15 00:00	07/06/15 08:59	85-01-8	
Phenol	ND	ug/kg	411	1	07/01/15 00:00	07/06/15 08:59	108-95-2	
Pyrene	ND	ug/kg	411	1	07/01/15 00:00	07/06/15 08:59	129-00-0	
Pyridine	ND	ug/kg	411	1	07/01/15 00:00	07/06/15 08:59	110-86-1	
1,2,4-Trichlorobenzene	ND	ug/kg	411	1	07/01/15 00:00	07/06/15 08:59	120-82-1	
2,4,5-Trichlorophenol	ND	ug/kg	411	1	07/01/15 00:00	07/06/15 08:59	95-95-4	
2,4,6-Trichlorophenol	ND	ug/kg	411	1	07/01/15 00:00	07/06/15 08:59	88-06-2	
Surrogates								
Nitrobenzene-d5 (S)	77	%	44-115	1	07/01/15 00:00	07/06/15 08:59	4165-60-0	
2-Fluorobiphenyl (S)	80	%	57-117	1	07/01/15 00:00	07/06/15 08:59	321-60-8	
Terphenyl-d14 (S)	81	%	45-129	1	07/01/15 00:00	07/06/15 08:59	1718-51-0	
Phenol-d6 (S)	80	%	46-104	1	07/01/15 00:00	07/06/15 08:59	13127-88-3	
2-Fluorophenol (S)	77	%	29-110	1	07/01/15 00:00	07/06/15 08:59	367-12-4	
2,4,6-Tribromophenol (S)	75	%	28-122	1	07/01/15 00:00	07/06/15 08:59	118-79-6	
8260 MSV GRO and Oxygenates	Analytical Method: EPA 5035A/8260							
TPH-GRO	ND	mg/kg	0.48	1		06/24/15 13:33		
8260 MSV 5035A VOA	Analytical Method: EPA 8260							
Acetone	ND	ug/kg	19.3	1		06/24/15 13:33	67-64-1	
Benzene	ND	ug/kg	4.8	1		06/24/15 13:33	71-43-2	
Bromobenzene	ND	ug/kg	4.8	1		06/24/15 13:33	108-86-1	
Bromochloromethane	ND	ug/kg	4.8	1		06/24/15 13:33	74-97-5	
Bromodichloromethane	ND	ug/kg	4.8	1		06/24/15 13:33	75-27-4	
Bromoform	ND	ug/kg	4.8	1		06/24/15 13:33	75-25-2	
Bromomethane	ND	ug/kg	4.8	1		06/24/15 13:33	74-83-9	
2-Butanone (MEK)	ND	ug/kg	9.6	1		06/24/15 13:33	78-93-3	
n-Butylbenzene	ND	ug/kg	4.8	1		06/24/15 13:33	104-51-8	
sec-Butylbenzene	ND	ug/kg	4.8	1		06/24/15 13:33	135-98-8	
tert-Butylbenzene	ND	ug/kg	4.8	1		06/24/15 13:33	98-06-6	
Carbon disulfide	ND	ug/kg	4.8	1		06/24/15 13:33	75-15-0	
Carbon tetrachloride	ND	ug/kg	4.8	1		06/24/15 13:33	56-23-5	
Chlorobenzene	ND	ug/kg	4.8	1		06/24/15 13:33	108-90-7	
Chloroethane	ND	ug/kg	4.8	1		06/24/15 13:33	75-00-3	
Chloroform	ND	ug/kg	4.8	1		06/24/15 13:33	67-66-3	
Chloromethane	ND	ug/kg	4.8	1		06/24/15 13:33	74-87-3	
2-Chlorotoluene	ND	ug/kg	4.8	1		06/24/15 13:33	95-49-8	
4-Chlorotoluene	ND	ug/kg	4.8	1		06/24/15 13:33	106-43-4	
1,2-Dibromo-3-chloropropane	ND	ug/kg	9.6	1		06/24/15 13:33	96-12-8	
Dibromochloromethane	ND	ug/kg	4.8	1		06/24/15 13:33	124-48-1	
1,2-Dibromoethane (EDB)	ND	ug/kg	4.8	1		06/24/15 13:33	106-93-4	
Dibromomethane	ND	ug/kg	4.8	1		06/24/15 13:33	74-95-3	
1,2-Dichlorobenzene	ND	ug/kg	4.8	1		06/24/15 13:33	95-50-1	

REPORT OF LABORATORY ANALYSIS

This report shall not be reproduced, except in full,
without the written consent of Pace Analytical Services, Inc..

Pace Analytical Services, Inc.
9608 Loiret Blvd.
Lenexa, KS 66219
(913)599-5665

ANALYTICAL RESULTS

Project: Honeywell BFC
Pace Project No.: 60196979

Sample: TWBD41506-01S-0623-05 **Lab ID: 60196979001** Collected: 06/23/15 09:50 Received: 06/23/15 15:33 Matrix: Solid

Results reported on a "dry weight" basis and are adjusted for percent moisture, sample size and any dilutions.

Parameters	Results	Units	Report Limit	DF	Prepared	Analyzed	CAS No.	Qual
8260 MSV 5035A VOA	Analytical Method: EPA 8260							
1,3-Dichlorobenzene	ND	ug/kg	4.8	1		06/24/15 13:33	541-73-1	
1,4-Dichlorobenzene	ND	ug/kg	4.8	1		06/24/15 13:33	106-46-7	
Dichlorodifluoromethane	ND	ug/kg	4.8	1		06/24/15 13:33	75-71-8	
1,1-Dichloroethane	ND	ug/kg	4.8	1		06/24/15 13:33	75-34-3	
1,2-Dichloroethane	ND	ug/kg	4.8	1		06/24/15 13:33	107-06-2	
1,2-Dichloroethene (Total)	ND	ug/kg	4.8	1		06/24/15 13:33	540-59-0	
1,1-Dichloroethene	ND	ug/kg	4.8	1		06/24/15 13:33	75-35-4	
cis-1,2-Dichloroethene	ND	ug/kg	4.8	1		06/24/15 13:33	156-59-2	
trans-1,2-Dichloroethene	ND	ug/kg	4.8	1		06/24/15 13:33	156-60-5	
1,2-Dichloropropane	ND	ug/kg	4.8	1		06/24/15 13:33	78-87-5	
1,3-Dichloropropane	ND	ug/kg	4.8	1		06/24/15 13:33	142-28-9	
2,2-Dichloropropane	ND	ug/kg	4.8	1		06/24/15 13:33	594-20-7	
1,1-Dichloropropene	ND	ug/kg	4.8	1		06/24/15 13:33	563-58-6	
cis-1,3-Dichloropropene	ND	ug/kg	4.8	1		06/24/15 13:33	10061-01-5	
trans-1,3-Dichloropropene	ND	ug/kg	4.8	1		06/24/15 13:33	10061-02-6	
Ethylbenzene	ND	ug/kg	4.8	1		06/24/15 13:33	100-41-4	
Hexachloro-1,3-butadiene	ND	ug/kg	4.8	1		06/24/15 13:33	87-68-3	
2-Hexanone	ND	ug/kg	19.3	1		06/24/15 13:33	591-78-6	
Isopropylbenzene (Cumene)	ND	ug/kg	4.8	1		06/24/15 13:33	98-82-8	
p-Isopropyltoluene	ND	ug/kg	4.8	1		06/24/15 13:33	99-87-6	
Methylene chloride	ND	ug/kg	4.8	1		06/24/15 13:33	75-09-2	
4-Methyl-2-pentanone (MIBK)	ND	ug/kg	9.6	1		06/24/15 13:33	108-10-1	
Methyl-tert-butyl ether	ND	ug/kg	4.8	1		06/24/15 13:33	1634-04-4	
Naphthalene	ND	ug/kg	9.6	1		06/24/15 13:33	91-20-3	
n-Propylbenzene	ND	ug/kg	4.8	1		06/24/15 13:33	103-65-1	
Styrene	ND	ug/kg	4.8	1		06/24/15 13:33	100-42-5	
1,1,1,2-Tetrachloroethane	ND	ug/kg	4.8	1		06/24/15 13:33	630-20-6	
1,1,2,2-Tetrachloroethane	ND	ug/kg	4.8	1		06/24/15 13:33	79-34-5	
Tetrachloroethene	ND	ug/kg	4.8	1		06/24/15 13:33	127-18-4	
Toluene	ND	ug/kg	4.8	1		06/24/15 13:33	108-88-3	
1,2,3-Trichlorobenzene	ND	ug/kg	4.8	1		06/24/15 13:33	87-61-6	
1,2,4-Trichlorobenzene	ND	ug/kg	4.8	1		06/24/15 13:33	120-82-1	
1,1,1-Trichloroethane	ND	ug/kg	4.8	1		06/24/15 13:33	71-55-6	
1,1,2-Trichloroethane	ND	ug/kg	4.8	1		06/24/15 13:33	79-00-5	
Trichloroethene	ND	ug/kg	4.8	1		06/24/15 13:33	79-01-6	
Trichlorofluoromethane	ND	ug/kg	4.8	1		06/24/15 13:33	75-69-4	
1,2,3-Trichloropropane	ND	ug/kg	4.8	1		06/24/15 13:33	96-18-4	
1,2,4-Trimethylbenzene	ND	ug/kg	4.8	1		06/24/15 13:33	95-63-6	
1,3,5-Trimethylbenzene	ND	ug/kg	4.8	1		06/24/15 13:33	108-67-8	
Vinyl chloride	ND	ug/kg	4.8	1		06/24/15 13:33	75-01-4	
Xylene (Total)	ND	ug/kg	4.8	1		06/24/15 13:33	1330-20-7	
Surrogates								
Toluene-d8 (S)	97	%	82-137	1		06/24/15 13:33	2037-26-5	
4-Bromofluorobenzene (S)	98	%	82-119	1		06/24/15 13:33	460-00-4	
1,2-Dichloroethane-d4 (S)	107	%	81-142	1		06/24/15 13:33	17060-07-0	

REPORT OF LABORATORY ANALYSIS

This report shall not be reproduced, except in full,
without the written consent of Pace Analytical Services, Inc..

Pace Analytical Services, Inc.
9608 Loiret Blvd.
Lenexa, KS 66219
(913)599-5665

ANALYTICAL RESULTS

Project: Honeywell BFC
Pace Project No.: 60196979

Sample: TWBD41506-01S-0623-05 **Lab ID: 60196979001** Collected: 06/23/15 09:50 Received: 06/23/15 15:33 Matrix: Solid

Results reported on a "dry weight" basis and are adjusted for percent moisture, sample size and any dilutions.

Parameters	Results	Units	Report Limit	DF	Prepared	Analyzed	CAS No.	Qual
Percent Moisture	Analytical Method: ASTM D2974							
Percent Moisture	**20.2**	%	0.50	1		06/24/15 00:00		

REPORT OF LABORATORY ANALYSIS

This report shall not be reproduced, except in full,
without the written consent of Pace Analytical Services, Inc..

Pace Analytical Services, Inc.
9608 Loiret Blvd.
Lenexa, KS 66219
(913)599-5665

ANALYTICAL RESULTS

Project: Honeywell BFC
Pace Project No.: 60196979

Sample: TWBD41506-01S-0623-510 **Lab ID: 60196979002** Collected: 06/23/15 10:00 Received: 06/23/15 15:33 Matrix: Solid

Results reported on a "dry weight" basis and are adjusted for percent moisture, sample size and any dilutions.

Parameters	Results	Units	Report Limit	DF	Prepared	Analyzed	CAS No.	Qual
8015B Diesel Range Organics	Analytical Method: EPA 8015B Preparation Method: EPA 3546							
TPH-DRO (C10-C28)	ND	mg/kg	12.2	1	07/01/15 00:00	07/06/15 14:37		
TPH-ORO (C28-C35)	ND	mg/kg	12.2	1	07/01/15 00:00	07/06/15 14:37		
Surrogates								
n-Tetracosane (S)	83	%	18-139	1	07/01/15 00:00	07/06/15 14:37	646-31-1	
p-Terphenyl (S)	80	%	51-120	1	07/01/15 00:00	07/06/15 14:37	92-94-4	
6010 MET ICP Red. Interference	Analytical Method: EPA 6010 Preparation Method: EPA 3050							
Aluminum	**20300**	mg/kg	7.5	1	06/26/15 15:00	06/30/15 18:00	7429-90-5	
Antimony	**2.7**	mg/kg	1.0	1	06/26/15 15:00	06/30/15 18:00	7440-36-0	
Arsenic	**10.5**	mg/kg	1.0	1	06/26/15 15:00	06/30/15 18:00	7440-38-2	
Barium	**268**	mg/kg	1.0	1	06/26/15 15:00	06/30/15 18:00	7440-39-3	
Beryllium	**0.96**	mg/kg	0.10	1	06/26/15 15:00	06/30/15 18:00	7440-41-7	
Cadmium	**0.89**	mg/kg	0.50	1	06/26/15 15:00	06/30/15 18:00	7440-43-9	
Calcium	**20400**	mg/kg	10	1	06/26/15 15:00	06/30/15 18:00	7440-70-2	
Chromium	**24.8**	mg/kg	0.50	1	06/26/15 15:00	06/30/15 18:00	7440-47-3	
Cobalt	**21.5**	mg/kg	0.50	1	06/26/15 15:00	06/30/15 18:00	7440-48-4	
Copper	**20.7**	mg/kg	1.0	1	06/26/15 15:00	06/30/15 18:00	7440-50-8	
Iron	**22400**	mg/kg	5.0	1	06/26/15 15:00	06/30/15 18:00	7439-89-6	
Lead	**18.6**	mg/kg	1.0	1	06/26/15 15:00	06/30/15 18:00	7439-92-1	
Magnesium	**3370**	mg/kg	5.0	1	06/26/15 15:00	06/30/15 18:00	7439-95-4	
Manganese	**1940**	mg/kg	0.50	1	06/26/15 15:00	06/30/15 18:00	7439-96-5	
Nickel	**42.1**	mg/kg	0.50	1	06/26/15 15:00	06/30/15 18:00	7440-02-0	
Potassium	**2740**	mg/kg	49.9	1	06/26/15 15:00	06/30/15 18:00	7440-09-7	
Selenium	ND	mg/kg	1.5	1	06/26/15 15:00	07/01/15 12:52	7782-49-2	
Silver	ND	mg/kg	0.70	1	06/26/15 15:00	06/30/15 18:00	7440-22-4	
Sodium	**3120**	mg/kg	49.9	1	06/26/15 15:00	06/30/15 18:00	7440-23-5	
Thallium	**3.4**	mg/kg	2.0	1	06/26/15 15:00	06/30/15 18:00	7440-28-0	
Vanadium	**47.1**	mg/kg	1.0	1	06/26/15 15:00	06/30/15 18:00	7440-62-2	
Zinc	**62.8**	mg/kg	10	1	06/26/15 15:00	06/30/15 18:00	7440-66-6	
7471 Mercury	Analytical Method: EPA 7471 Preparation Method: EPA 7471							
Mercury	ND	mg/kg	0.046	1	07/06/15 09:30	07/06/15 13:02	7439-97-6	
8270 MSSV Semivolatiles	Analytical Method: EPA 8270 Preparation Method: EPA 3546							
Acenaphthene	ND	ug/kg	407	1	07/01/15 00:00	07/06/15 10:22	83-32-9	
Acenaphthylene	ND	ug/kg	407	1	07/01/15 00:00	07/06/15 10:22	208-96-8	
Anthracene	ND	ug/kg	407	1	07/01/15 00:00	07/06/15 10:22	120-12-7	
Benzo(a)anthracene	ND	ug/kg	407	1	07/01/15 00:00	07/06/15 10:22	56-55-3	
Benzo(a)pyrene	ND	ug/kg	407	1	07/01/15 00:00	07/06/15 10:22	50-32-8	
Benzo(b)fluoranthene	ND	ug/kg	407	1	07/01/15 00:00	07/06/15 10:22	205-99-2	
Benzo(g,h,i)perylene	ND	ug/kg	407	1	07/01/15 00:00	07/06/15 10:22	191-24-2	
Benzo(k)fluoranthene	ND	ug/kg	407	1	07/01/15 00:00	07/06/15 10:22	207-08-9	
Benzoic acid	ND	ug/kg	2060	1	07/01/15 00:00	07/06/15 10:22	65-85-0	M1
Benzyl alcohol	ND	ug/kg	815	1	07/01/15 00:00	07/06/15 10:22	100-51-6	
4-Bromophenylphenyl ether	ND	ug/kg	407	1	07/01/15 00:00	07/06/15 10:22	101-55-3	

This report shall not be reproduced, except in full,
without the written consent of Pace Analytical Services, Inc..

Pace Analytical Services, Inc.
9608 Loiret Blvd.
Lenexa, KS 66219
(913)599-5665

ANALYTICAL RESULTS

Project: Honeywell BFC
Pace Project No.: 60196979

Sample: TWBD41506-01S-0623-510 **Lab ID: 60196979002** Collected: 06/23/15 10:00 Received: 06/23/15 15:33 Matrix: Solid

Results reported on a "dry weight" basis and are adjusted for percent moisture, sample size and any dilutions.

Parameters	Results	Units	Report Limit	DF	Prepared	Analyzed	CAS No.	Qual
8270 MSSV Semivolatiles	Analytical Method: EPA 8270 Preparation Method: EPA 3546							
Butylbenzylphthalate	ND	ug/kg	407	1	07/01/15 00:00	07/06/15 10:22	85-68-7	
Carbazole	ND	ug/kg	407	1	07/01/15 00:00	07/06/15 10:22	86-74-8	
4-Chloro-3-methylphenol	ND	ug/kg	815	1	07/01/15 00:00	07/06/15 10:22	59-50-7	
4-Chloroaniline	ND	ug/kg	815	1	07/01/15 00:00	07/06/15 10:22	106-47-8	
bis(2-Chloroethoxy)methane	ND	ug/kg	407	1	07/01/15 00:00	07/06/15 10:22	111-91-1	
bis(2-Chloroethyl) ether	ND	ug/kg	407	1	07/01/15 00:00	07/06/15 10:22	111-44-4	
bis(2-Chloroisopropyl) ether	ND	ug/kg	407	1	07/01/15 00:00	07/06/15 10:22	39638-32-9	
2-Chloronaphthalene	ND	ug/kg	407	1	07/01/15 00:00	07/06/15 10:22	91-58-7	
2-Chlorophenol	ND	ug/kg	407	1	07/01/15 00:00	07/06/15 10:22	95-57-8	
4-Chlorophenylphenyl ether	ND	ug/kg	407	1	07/01/15 00:00	07/06/15 10:22	7005-72-3	
Chrysene	ND	ug/kg	407	1	07/01/15 00:00	07/06/15 10:22	218-01-9	
Dibenz(a,h)anthracene	ND	ug/kg	407	1	07/01/15 00:00	07/06/15 10:22	53-70-3	
Dibenzofuran	ND	ug/kg	407	1	07/01/15 00:00	07/06/15 10:22	132-64-9	
1,2-Dichlorobenzene	ND	ug/kg	407	1	07/01/15 00:00	07/06/15 10:22	95-50-1	
1,3-Dichlorobenzene	ND	ug/kg	407	1	07/01/15 00:00	07/06/15 10:22	541-73-1	
1,4-Dichlorobenzene	ND	ug/kg	407	1	07/01/15 00:00	07/06/15 10:22	106-46-7	
3,3'-Dichlorobenzidine	ND	ug/kg	815	1	07/01/15 00:00	07/06/15 10:22	91-94-1	
2,4-Dichlorophenol	ND	ug/kg	407	1	07/01/15 00:00	07/06/15 10:22	120-83-2	
Diethylphthalate	ND	ug/kg	407	1	07/01/15 00:00	07/06/15 10:22	84-66-2	
2,4-Dimethylphenol	ND	ug/kg	407	1	07/01/15 00:00	07/06/15 10:22	105-67-9	
Dimethylphthalate	ND	ug/kg	407	1	07/01/15 00:00	07/06/15 10:22	131-11-3	
Di-n-butylphthalate	ND	ug/kg	407	1	07/01/15 00:00	07/06/15 10:22	84-74-2	
4,6-Dinitro-2-methylphenol	ND	ug/kg	2060	1	07/01/15 00:00	07/06/15 10:22	534-52-1	
2,4-Dinitrophenol	ND	ug/kg	2060	1	07/01/15 00:00	07/06/15 10:22	51-28-5	
2,4-Dinitrotoluene	ND	ug/kg	407	1	07/01/15 00:00	07/06/15 10:22	121-14-2	
2,6-Dinitrotoluene	ND	ug/kg	407	1	07/01/15 00:00	07/06/15 10:22	606-20-2	
Di-n-octylphthalate	ND	ug/kg	407	1	07/01/15 00:00	07/06/15 10:22	117-84-0	
bis(2-Ethylhexyl)phthalate	ND	ug/kg	407	1	07/01/15 00:00	07/06/15 10:22	117-81-7	
Fluoranthene	ND	ug/kg	407	1	07/01/15 00:00	07/06/15 10:22	206-44-0	
Fluorene	ND	ug/kg	407	1	07/01/15 00:00	07/06/15 10:22	86-73-7	
Hexachloro-1,3-butadiene	ND	ug/kg	407	1	07/01/15 00:00	07/06/15 10:22	87-68-3	
Hexachlorobenzene	ND	ug/kg	407	1	07/01/15 00:00	07/06/15 10:22	118-74-1	
Hexachlorocyclopentadiene	ND	ug/kg	407	1	07/01/15 00:00	07/06/15 10:22	77-47-4	
Hexachloroethane	ND	ug/kg	407	1	07/01/15 00:00	07/06/15 10:22	67-72-1	
Indeno(1,2,3-cd)pyrene	ND	ug/kg	407	1	07/01/15 00:00	07/06/15 10:22	193-39-5	
Isophorone	ND	ug/kg	407	1	07/01/15 00:00	07/06/15 10:22	78-59-1	
2-Methylnaphthalene	ND	ug/kg	407	1	07/01/15 00:00	07/06/15 10:22	91-57-6	
2-Methylphenol(o-Cresol)	ND	ug/kg	407	1	07/01/15 00:00	07/06/15 10:22	95-48-7	
3&4-Methylphenol(m&p Cresol)	ND	ug/kg	407	1	07/01/15 00:00	07/06/15 10:22		
Naphthalene	ND	ug/kg	407	1	07/01/15 00:00	07/06/15 10:22	91-20-3	
2-Nitroaniline	ND	ug/kg	815	1	07/01/15 00:00	07/06/15 10:22	88-74-4	
3-Nitroaniline	ND	ug/kg	815	1	07/01/15 00:00	07/06/15 10:22	99-09-2	
4-Nitroaniline	ND	ug/kg	815	1	07/01/15 00:00	07/06/15 10:22	100-01-6	
Nitrobenzene	ND	ug/kg	407	1	07/01/15 00:00	07/06/15 10:22	98-95-3	
2-Nitrophenol	ND	ug/kg	407	1	07/01/15 00:00	07/06/15 10:22	88-75-5	
4-Nitrophenol	ND	ug/kg	2060	1	07/01/15 00:00	07/06/15 10:22	100-02-7	

REPORT OF LABORATORY ANALYSIS

This report shall not be reproduced, except in full,
without the written consent of Pace Analytical Services, Inc..

Pace Analytical Services, Inc.
9608 Loiret Blvd.
Lenexa, KS 66219
(913)599-5665

ANALYTICAL RESULTS

Project: Honeywell BFC
Pace Project No.: 60196979

Sample: TWBD41506-01S-0623-510 **Lab ID: 60196979002** Collected: 06/23/15 10:00 Received: 06/23/15 15:33 Matrix: Solid

Results reported on a "dry weight" basis and are adjusted for percent moisture, sample size and any dilutions.

Parameters	Results	Units	Report Limit	DF	Prepared	Analyzed	CAS No.	Qual
8270 MSSV Semivolatiles	Analytical Method: EPA 8270 Preparation Method: EPA 3546							
N-Nitroso-di-n-propylamine	ND	ug/kg	407	1	07/01/15 00:00	07/06/15 10:22	621-64-7	
N-Nitrosodiphenylamine	ND	ug/kg	407	1	07/01/15 00:00	07/06/15 10:22	86-30-6	
Pentachlorophenol	ND	ug/kg	2060	1	07/01/15 00:00	07/06/15 10:22	87-86-5	
Phenanthrene	ND	ug/kg	407	1	07/01/15 00:00	07/06/15 10:22	85-01-8	
Phenol	ND	ug/kg	407	1	07/01/15 00:00	07/06/15 10:22	108-95-2	
Pyrene	ND	ug/kg	407	1	07/01/15 00:00	07/06/15 10:22	129-00-0	
Pyridine	ND	ug/kg	407	1	07/01/15 00:00	07/06/15 10:22	110-86-1	
1,2,4-Trichlorobenzene	ND	ug/kg	407	1	07/01/15 00:00	07/06/15 10:22	120-82-1	
2,4,5-Trichlorophenol	ND	ug/kg	407	1	07/01/15 00:00	07/06/15 10:22	95-95-4	
2,4,6-Trichlorophenol	ND	ug/kg	407	1	07/01/15 00:00	07/06/15 10:22	88-06-2	
Surrogates								
Nitrobenzene-d5 (S)	85	%	44-115	1	07/01/15 00:00	07/06/15 10:22	4165-60-0	
2-Fluorobiphenyl (S)	86	%	57-117	1	07/01/15 00:00	07/06/15 10:22	321-60-8	
Terphenyl-d14 (S)	93	%	45-129	1	07/01/15 00:00	07/06/15 10:22	1718-51-0	
Phenol-d6 (S)	85	%	46-104	1	07/01/15 00:00	07/06/15 10:22	13127-88-3	
2-Fluorophenol (S)	75	%	29-110	1	07/01/15 00:00	07/06/15 10:22	367-12-4	
2,4,6-Tribromophenol (S)	45	%	28-122	1	07/01/15 00:00	07/06/15 10:22	118-79-6	
8260 MSV GRO and Oxygenates	Analytical Method: EPA 5035A/8260							
TPH-GRO	ND	mg/kg	0.45	1		06/24/15 13:48		
8260 MSV 5035A VOA	Analytical Method: EPA 8260							
Acetone	ND	ug/kg	18.0	1		06/24/15 13:48	67-64-1	
Benzene	ND	ug/kg	4.5	1		06/24/15 13:48	71-43-2	
Bromobenzene	ND	ug/kg	4.5	1		06/24/15 13:48	108-86-1	
Bromochloromethane	ND	ug/kg	4.5	1		06/24/15 13:48	74-97-5	
Bromodichloromethane	ND	ug/kg	4.5	1		06/24/15 13:48	75-27-4	
Bromoform	ND	ug/kg	4.5	1		06/24/15 13:48	75-25-2	
Bromomethane	ND	ug/kg	4.5	1		06/24/15 13:48	74-83-9	
2-Butanone (MEK)	ND	ug/kg	9.0	1		06/24/15 13:48	78-93-3	
n-Butylbenzene	ND	ug/kg	4.5	1		06/24/15 13:48	104-51-8	
sec-Butylbenzene	ND	ug/kg	4.5	1		06/24/15 13:48	135-98-8	
tert-Butylbenzene	ND	ug/kg	4.5	1		06/24/15 13:48	98-06-6	
Carbon disulfide	ND	ug/kg	4.5	1		06/24/15 13:48	75-15-0	
Carbon tetrachloride	ND	ug/kg	4.5	1		06/24/15 13:48	56-23-5	
Chlorobenzene	ND	ug/kg	4.5	1		06/24/15 13:48	108-90-7	
Chloroethane	ND	ug/kg	4.5	1		06/24/15 13:48	75-00-3	
Chloroform	ND	ug/kg	4.5	1		06/24/15 13:48	67-66-3	
Chloromethane	ND	ug/kg	4.5	1		06/24/15 13:48	74-87-3	
2-Chlorotoluene	ND	ug/kg	4.5	1		06/24/15 13:48	95-49-8	
4-Chlorotoluene	ND	ug/kg	4.5	1		06/24/15 13:48	106-43-4	
1,2-Dibromo-3-chloropropane	ND	ug/kg	9.0	1		06/24/15 13:48	96-12-8	
Dibromochloromethane	ND	ug/kg	4.5	1		06/24/15 13:48	124-48-1	
1,2-Dibromoethane (EDB)	ND	ug/kg	4.5	1		06/24/15 13:48	106-93-4	
Dibromomethane	ND	ug/kg	4.5	1		06/24/15 13:48	74-95-3	
1,2-Dichlorobenzene	ND	ug/kg	4.5	1		06/24/15 13:48	95-50-1	

REPORT OF LABORATORY ANALYSIS

This report shall not be reproduced, except in full,
without the written consent of Pace Analytical Services, Inc..

Pace Analytical Services, Inc.
9608 Loiret Blvd.
Lenexa, KS 66219
(913)599-5665

ANALYTICAL RESULTS

Project: Honeywell BFC
Pace Project No.: 60196979

Sample: TWBD41506-01S-0623-510 **Lab ID: 60196979002** Collected: 06/23/15 10:00 Received: 06/23/15 15:33 Matrix: Solid

Results reported on a "dry weight" basis and are adjusted for percent moisture, sample size and any dilutions.

Parameters	Results	Units	Report Limit	DF	Prepared	Analyzed	CAS No.	Qual
8260 MSV 5035A VOA	Analytical Method: EPA 8260							
1,3-Dichlorobenzene	ND	ug/kg	4.5	1		06/24/15 13:48	541-73-1	
1,4-Dichlorobenzene	ND	ug/kg	4.5	1		06/24/15 13:48	106-46-7	
Dichlorodifluoromethane	ND	ug/kg	4.5	1		06/24/15 13:48	75-71-8	
1,1-Dichloroethane	ND	ug/kg	4.5	1		06/24/15 13:48	75-34-3	
1,2-Dichloroethane	ND	ug/kg	4.5	1		06/24/15 13:48	107-06-2	
1,2-Dichloroethene (Total)	ND	ug/kg	4.5	1		06/24/15 13:48	540-59-0	
1,1-Dichloroethene	ND	ug/kg	4.5	1		06/24/15 13:48	75-35-4	
cis-1,2-Dichloroethene	ND	ug/kg	4.5	1		06/24/15 13:48	156-59-2	
trans-1,2-Dichloroethene	ND	ug/kg	4.5	1		06/24/15 13:48	156-60-5	
1,2-Dichloropropane	ND	ug/kg	4.5	1		06/24/15 13:48	78-87-5	
1,3-Dichloropropane	ND	ug/kg	4.5	1		06/24/15 13:48	142-28-9	
2,2-Dichloropropane	ND	ug/kg	4.5	1		06/24/15 13:48	594-20-7	
1,1-Dichloropropene	ND	ug/kg	4.5	1		06/24/15 13:48	563-58-6	
cis-1,3-Dichloropropene	ND	ug/kg	4.5	1		06/24/15 13:48	10061-01-5	
trans-1,3-Dichloropropene	ND	ug/kg	4.5	1		06/24/15 13:48	10061-02-6	
Ethylbenzene	ND	ug/kg	4.5	1		06/24/15 13:48	100-41-4	
Hexachloro-1,3-butadiene	ND	ug/kg	4.5	1		06/24/15 13:48	87-68-3	
2-Hexanone	ND	ug/kg	18.0	1		06/24/15 13:48	591-78-6	
Isopropylbenzene (Cumene)	ND	ug/kg	4.5	1		06/24/15 13:48	98-82-8	
p-Isopropyltoluene	ND	ug/kg	4.5	1		06/24/15 13:48	99-87-6	
Methylene chloride	ND	ug/kg	4.5	1		06/24/15 13:48	75-09-2	
4-Methyl-2-pentanone (MIBK)	ND	ug/kg	9.0	1		06/24/15 13:48	108-10-1	
Methyl-tert-butyl ether	ND	ug/kg	4.5	1		06/24/15 13:48	1634-04-4	
Naphthalene	ND	ug/kg	9.0	1		06/24/15 13:48	91-20-3	
n-Propylbenzene	ND	ug/kg	4.5	1		06/24/15 13:48	103-65-1	
Styrene	ND	ug/kg	4.5	1		06/24/15 13:48	100-42-5	
1,1,1,2-Tetrachloroethane	ND	ug/kg	4.5	1		06/24/15 13:48	630-20-6	
1,1,2,2-Tetrachloroethane	ND	ug/kg	4.5	1		06/24/15 13:48	79-34-5	
Tetrachloroethene	ND	ug/kg	4.5	1		06/24/15 13:48	127-18-4	
Toluene	ND	ug/kg	4.5	1		06/24/15 13:48	108-88-3	
1,2,3-Trichlorobenzene	ND	ug/kg	4.5	1		06/24/15 13:48	87-61-6	
1,2,4-Trichlorobenzene	ND	ug/kg	4.5	1		06/24/15 13:48	120-82-1	
1,1,1-Trichloroethane	ND	ug/kg	4.5	1		06/24/15 13:48	71-55-6	
1,1,2-Trichloroethane	ND	ug/kg	4.5	1		06/24/15 13:48	79-00-5	
Trichloroethene	ND	ug/kg	4.5	1		06/24/15 13:48	79-01-6	
Trichlorofluoromethane	ND	ug/kg	4.5	1		06/24/15 13:48	75-69-4	
1,2,3-Trichloropropane	ND	ug/kg	4.5	1		06/24/15 13:48	96-18-4	
1,2,4-Trimethylbenzene	ND	ug/kg	4.5	1		06/24/15 13:48	95-63-6	
1,3,5-Trimethylbenzene	ND	ug/kg	4.5	1		06/24/15 13:48	108-67-8	
Vinyl chloride	ND	ug/kg	4.5	1		06/24/15 13:48	75-01-4	
Xylene (Total)	ND	ug/kg	4.5	1		06/24/15 13:48	1330-20-7	
Surrogates								
Toluene-d8 (S)	97	%	82-137	1		06/24/15 13:48	2037-26-5	
4-Bromofluorobenzene (S)	98	%	82-119	1		06/24/15 13:48	460-00-4	
1,2-Dichloroethane-d4 (S)	106	%	81-142	1		06/24/15 13:48	17060-07-0	

REPORT OF LABORATORY ANALYSIS

This report shall not be reproduced, except in full,
without the written consent of Pace Analytical Services, Inc..

Pace Analytical Services, Inc.
9608 Loiret Blvd.
Lenexa, KS 66219
(913)599-5665

ANALYTICAL RESULTS

Project: Honeywell BFC
Pace Project No.: 60196979

Sample: TWBD41506-01S-0623-510 **Lab ID: 60196979002** Collected: 06/23/15 10:00 Received: 06/23/15 15:33 Matrix: Solid

Results reported on a "dry weight" basis and are adjusted for percent moisture, sample size and any dilutions.

Parameters	Results	Units	Report Limit	DF	Prepared	Analyzed	CAS No.	Qual
Percent Moisture	Analytical Method: ASTM D2974							
Percent Moisture	**19.3**	%	0.50	1		06/24/15 00:00		

REPORT OF LABORATORY ANALYSIS

This report shall not be reproduced, except in full,
without the written consent of Pace Analytical Services, Inc..

Pace Analytical Services, Inc.
9608 Loiret Blvd.
Lenexa, KS 66219
(913)599-5665

ANALYTICAL RESULTS

Project: Honeywell BFC
Pace Project No.: 60196979

Sample: TWBD41506-01S-0623-1015 **Lab ID: 60196979003** Collected: 06/23/15 10:15 Received: 06/23/15 15:33 Matrix: Solid

Results reported on a "dry weight" basis and are adjusted for percent moisture, sample size and any dilutions.

Parameters	Results	Units	Report Limit	DF	Prepared	Analyzed	CAS No.	Qual
8015B Diesel Range Organics	Analytical Method: EPA 8015B Preparation Method: EPA 3546							
TPH-DRO (C10-C28)	ND	mg/kg	12.7	1	07/01/15 00:00	07/06/15 14:44		
TPH-ORO (C28-C35)	ND	mg/kg	12.7	1	07/01/15 00:00	07/06/15 14:44		
Surrogates								
n-Tetracosane (S)	81	%	18-139	1	07/01/15 00:00	07/06/15 14:44	646-31-1	
p-Terphenyl (S)	79	%	51-120	1	07/01/15 00:00	07/06/15 14:44	92-94-4	
6010 MET ICP Red. Interference	Analytical Method: EPA 6010 Preparation Method: EPA 3050							
Aluminum	**20100**	mg/kg	9.2	1	06/26/15 15:00	06/30/15 18:03	7429-90-5	
Antimony	**2.9**	mg/kg	1.2	1	06/26/15 15:00	06/30/15 18:03	7440-36-0	
Arsenic	**8.1**	mg/kg	1.2	1	06/26/15 15:00	06/30/15 18:03	7440-38-2	
Barium	**206**	mg/kg	1.2	1	06/26/15 15:00	06/30/15 18:03	7440-39-3	
Beryllium	**0.88**	mg/kg	0.12	1	06/26/15 15:00	06/30/15 18:03	7440-41-7	
Cadmium	ND	mg/kg	0.61	1	06/26/15 15:00	06/30/15 18:03	7440-43-9	
Calcium	**4370**	mg/kg	12.3	1	06/26/15 15:00	06/30/15 18:03	7440-70-2	
Chromium	**22.8**	mg/kg	0.61	1	06/26/15 15:00	06/30/15 18:03	7440-47-3	
Cobalt	**8.6**	mg/kg	0.61	1	06/26/15 15:00	06/30/15 18:03	7440-48-4	
Copper	**16.5**	mg/kg	1.2	1	06/26/15 15:00	06/30/15 18:03	7440-50-8	
Iron	**21900**	mg/kg	6.1	1	06/26/15 15:00	06/30/15 18:03	7439-89-6	
Lead	**14.4**	mg/kg	1.2	1	06/26/15 15:00	06/30/15 18:03	7439-92-1	
Magnesium	**3520**	mg/kg	6.1	1	06/26/15 15:00	06/30/15 18:03	7439-95-4	
Manganese	**640**	mg/kg	0.61	1	06/26/15 15:00	06/30/15 18:03	7439-96-5	
Nickel	**22.0**	mg/kg	0.61	1	06/26/15 15:00	06/30/15 18:03	7440-02-0	
Potassium	**2820**	mg/kg	61.4	1	06/26/15 15:00	06/30/15 18:03	7440-09-7	
Selenium	ND	mg/kg	1.8	1	06/26/15 15:00	06/30/15 18:03	7782-49-2	
Silver	ND	mg/kg	0.86	1	06/26/15 15:00	06/30/15 18:03	7440-22-4	
Sodium	**1160**	mg/kg	61.4	1	06/26/15 15:00	06/30/15 18:03	7440-23-5	
Thallium	ND	mg/kg	2.5	1	06/26/15 15:00	06/30/15 18:03	7440-28-0	
Vanadium	**39.8**	mg/kg	1.2	1	06/26/15 15:00	06/30/15 18:03	7440-62-2	
Zinc	**68.8**	mg/kg	12.3	1	06/26/15 15:00	06/30/15 18:03	7440-66-6	
7471 Mercury	Analytical Method: EPA 7471 Preparation Method: EPA 7471							
Mercury	ND	mg/kg	0.066	1	07/06/15 09:30	07/06/15 13:05	7439-97-6	
8270 MSSV Semivolatiles	Analytical Method: EPA 8270 Preparation Method: EPA 3546							
Acenaphthene	ND	ug/kg	433	1	07/01/15 00:00	07/06/15 11:24	83-32-9	
Acenaphthylene	ND	ug/kg	433	1	07/01/15 00:00	07/06/15 11:24	208-96-8	
Anthracene	ND	ug/kg	433	1	07/01/15 00:00	07/06/15 11:24	120-12-7	
Benzo(a)anthracene	ND	ug/kg	433	1	07/01/15 00:00	07/06/15 11:24	56-55-3	
Benzo(a)pyrene	ND	ug/kg	433	1	07/01/15 00:00	07/06/15 11:24	50-32-8	
Benzo(b)fluoranthene	ND	ug/kg	433	1	07/01/15 00:00	07/06/15 11:24	205-99-2	
Benzo(g,h,i)perylene	ND	ug/kg	433	1	07/01/15 00:00	07/06/15 11:24	191-24-2	
Benzo(k)fluoranthene	ND	ug/kg	433	1	07/01/15 00:00	07/06/15 11:24	207-08-9	
Benzoic acid	ND	ug/kg	2190	1	07/01/15 00:00	07/06/15 11:24	65-85-0	
Benzyl alcohol	ND	ug/kg	865	1	07/01/15 00:00	07/06/15 11:24	100-51-6	
4-Bromophenylphenyl ether	ND	ug/kg	433	1	07/01/15 00:00	07/06/15 11:24	101-55-3	

REPORT OF LABORATORY ANALYSIS

This report shall not be reproduced, except in full,
without the written consent of Pace Analytical Services, Inc..

Pace Analytical Services, Inc.
9608 Loiret Blvd.
Lenexa, KS 66219
(913)599-5665

ANALYTICAL RESULTS

Project: Honeywell BFC
Pace Project No.: 60196979

Sample: TWBD41506-01S-0623-1015 **Lab ID: 60196979003** Collected: 06/23/15 10:15 Received: 06/23/15 15:33 Matrix: Solid

Results reported on a "dry weight" basis and are adjusted for percent moisture, sample size and any dilutions.

Parameters	Results	Units	Report Limit	DF	Prepared	Analyzed	CAS No.	Qual
8270 MSSV Semivolatiles	Analytical Method: EPA 8270 Preparation Method: EPA 3546							
Butylbenzylphthalate	ND	ug/kg	433	1	07/01/15 00:00	07/06/15 11:24	85-68-7	
Carbazole	ND	ug/kg	433	1	07/01/15 00:00	07/06/15 11:24	86-74-8	
4-Chloro-3-methylphenol	ND	ug/kg	865	1	07/01/15 00:00	07/06/15 11:24	59-50-7	
4-Chloroaniline	ND	ug/kg	865	1	07/01/15 00:00	07/06/15 11:24	106-47-8	
bis(2-Chloroethoxy)methane	ND	ug/kg	433	1	07/01/15 00:00	07/06/15 11:24	111-91-1	
bis(2-Chloroethyl) ether	ND	ug/kg	433	1	07/01/15 00:00	07/06/15 11:24	111-44-4	
bis(2-Chloroisopropyl) ether	ND	ug/kg	433	1	07/01/15 00:00	07/06/15 11:24	39638-32-9	
2-Chloronaphthalene	ND	ug/kg	433	1	07/01/15 00:00	07/06/15 11:24	91-58-7	
2-Chlorophenol	ND	ug/kg	433	1	07/01/15 00:00	07/06/15 11:24	95-57-8	
4-Chlorophenylphenyl ether	ND	ug/kg	433	1	07/01/15 00:00	07/06/15 11:24	7005-72-3	
Chrysene	ND	ug/kg	433	1	07/01/15 00:00	07/06/15 11:24	218-01-9	
Dibenz(a,h)anthracene	ND	ug/kg	433	1	07/01/15 00:00	07/06/15 11:24	53-70-3	
Dibenzofuran	ND	ug/kg	433	1	07/01/15 00:00	07/06/15 11:24	132-64-9	
1,2-Dichlorobenzene	ND	ug/kg	433	1	07/01/15 00:00	07/06/15 11:24	95-50-1	
1,3-Dichlorobenzene	ND	ug/kg	433	1	07/01/15 00:00	07/06/15 11:24	541-73-1	
1,4-Dichlorobenzene	ND	ug/kg	433	1	07/01/15 00:00	07/06/15 11:24	106-46-7	
3,3'-Dichlorobenzidine	ND	ug/kg	865	1	07/01/15 00:00	07/06/15 11:24	91-94-1	
2,4-Dichlorophenol	ND	ug/kg	433	1	07/01/15 00:00	07/06/15 11:24	120-83-2	
Diethylphthalate	ND	ug/kg	433	1	07/01/15 00:00	07/06/15 11:24	84-66-2	
2,4-Dimethylphenol	ND	ug/kg	433	1	07/01/15 00:00	07/06/15 11:24	105-67-9	
Dimethylphthalate	ND	ug/kg	433	1	07/01/15 00:00	07/06/15 11:24	131-11-3	
Di-n-butylphthalate	ND	ug/kg	433	1	07/01/15 00:00	07/06/15 11:24	84-74-2	
4,6-Dinitro-2-methylphenol	ND	ug/kg	2190	1	07/01/15 00:00	07/06/15 11:24	534-52-1	
2,4-Dinitrophenol	ND	ug/kg	2190	1	07/01/15 00:00	07/06/15 11:24	51-28-5	
2,4-Dinitrotoluene	ND	ug/kg	433	1	07/01/15 00:00	07/06/15 11:24	121-14-2	
2,6-Dinitrotoluene	ND	ug/kg	433	1	07/01/15 00:00	07/06/15 11:24	606-20-2	
Di-n-octylphthalate	ND	ug/kg	433	1	07/01/15 00:00	07/06/15 11:24	117-84-0	
bis(2-Ethylhexyl)phthalate	ND	ug/kg	433	1	07/01/15 00:00	07/06/15 11:24	117-81-7	
Fluoranthene	ND	ug/kg	433	1	07/01/15 00:00	07/06/15 11:24	206-44-0	
Fluorene	ND	ug/kg	433	1	07/01/15 00:00	07/06/15 11:24	86-73-7	
Hexachloro-1,3-butadiene	ND	ug/kg	433	1	07/01/15 00:00	07/06/15 11:24	87-68-3	
Hexachlorobenzene	ND	ug/kg	433	1	07/01/15 00:00	07/06/15 11:24	118-74-1	
Hexachlorocyclopentadiene	ND	ug/kg	433	1	07/01/15 00:00	07/06/15 11:24	77-47-4	
Hexachloroethane	ND	ug/kg	433	1	07/01/15 00:00	07/06/15 11:24	67-72-1	
Indeno(1,2,3-cd)pyrene	ND	ug/kg	433	1	07/01/15 00:00	07/06/15 11:24	193-39-5	
Isophorone	ND	ug/kg	433	1	07/01/15 00:00	07/06/15 11:24	78-59-1	
2-Methylnaphthalene	ND	ug/kg	433	1	07/01/15 00:00	07/06/15 11:24	91-57-6	
2-Methylphenol(o-Cresol)	ND	ug/kg	433	1	07/01/15 00:00	07/06/15 11:24	95-48-7	
3&4-Methylphenol(m&p Cresol)	ND	ug/kg	433	1	07/01/15 00:00	07/06/15 11:24		
Naphthalene	ND	ug/kg	433	1	07/01/15 00:00	07/06/15 11:24	91-20-3	
2-Nitroaniline	ND	ug/kg	865	1	07/01/15 00:00	07/06/15 11:24	88-74-4	
3-Nitroaniline	ND	ug/kg	865	1	07/01/15 00:00	07/06/15 11:24	99-09-2	
4-Nitroaniline	ND	ug/kg	865	1	07/01/15 00:00	07/06/15 11:24	100-01-6	
Nitrobenzene	ND	ug/kg	433	1	07/01/15 00:00	07/06/15 11:24	98-95-3	
2-Nitrophenol	ND	ug/kg	433	1	07/01/15 00:00	07/06/15 11:24	88-75-5	

This report shall not be reproduced, except in full,
without the written consent of Pace Analytical Services, Inc..

Pace Analytical Services, Inc.
9608 Loiret Blvd.
Lenexa, KS 66219
(913)599-5665

ANALYTICAL RESULTS

Project: Honeywell BFC
Pace Project No.: 60196979

Sample: TWBD41506-01S-0623-1015 **Lab ID: 60196979003** Collected: 06/23/15 10:15 Received: 06/23/15 15:33 Matrix: Solid

Results reported on a "dry weight" basis and are adjusted for percent moisture, sample size and any dilutions.

Parameters	Results	Units	Report Limit	DF	Prepared	Analyzed	CAS No.	Qual
8270 MSSV Semivolatiles	Analytical Method: EPA 8270 Preparation Method: EPA 3546							
4-Nitrophenol	ND	ug/kg	2190	1	07/01/15 00:00	07/06/15 11:24	100-02-7	
N-Nitroso-di-n-propylamine	ND	ug/kg	433	1	07/01/15 00:00	07/06/15 11:24	621-64-7	
N-Nitrosodiphenylamine	ND	ug/kg	433	1	07/01/15 00:00	07/06/15 11:24	86-30-6	
Pentachlorophenol	ND	ug/kg	2190	1	07/01/15 00:00	07/06/15 11:24	87-86-5	
Phenanthrene	ND	ug/kg	433	1	07/01/15 00:00	07/06/15 11:24	85-01-8	
Phenol	ND	ug/kg	433	1	07/01/15 00:00	07/06/15 11:24	108-95-2	
Pyrene	ND	ug/kg	433	1	07/01/15 00:00	07/06/15 11:24	129-00-0	
Pyridine	ND	ug/kg	433	1	07/01/15 00:00	07/06/15 11:24	110-86-1	
1,2,4-Trichlorobenzene	ND	ug/kg	433	1	07/01/15 00:00	07/06/15 11:24	120-82-1	
2,4,5-Trichlorophenol	ND	ug/kg	433	1	07/01/15 00:00	07/06/15 11:24	95-95-4	
2,4,6-Trichlorophenol	ND	ug/kg	433	1	07/01/15 00:00	07/06/15 11:24	88-06-2	
Surrogates								
Nitrobenzene-d5 (S)	78	%	44-115	1	07/01/15 00:00	07/06/15 11:24	4165-60-0	
2-Fluorobiphenyl (S)	80	%	57-117	1	07/01/15 00:00	07/06/15 11:24	321-60-8	
Terphenyl-d14 (S)	86	%	45-129	1	07/01/15 00:00	07/06/15 11:24	1718-51-0	
Phenol-d6 (S)	82	%	46-104	1	07/01/15 00:00	07/06/15 11:24	13127-88-3	
2-Fluorophenol (S)	78	%	29-110	1	07/01/15 00:00	07/06/15 11:24	367-12-4	
2,4,6-Tribromophenol (S)	79	%	28-122	1	07/01/15 00:00	07/06/15 11:24	118-79-6	
8260 MSV GRO and Oxygenates	Analytical Method: EPA 5035A/8260							
TPH-GRO	ND	mg/kg	0.55	1		06/24/15 14:03		
8260 MSV 5035A VOA	Analytical Method: EPA 8260							
Acetone	ND	ug/kg	21.9	1		06/24/15 14:03	67-64-1	
Benzene	ND	ug/kg	5.5	1		06/24/15 14:03	71-43-2	
Bromobenzene	ND	ug/kg	5.5	1		06/24/15 14:03	108-86-1	
Bromochloromethane	ND	ug/kg	5.5	1		06/24/15 14:03	74-97-5	
Bromodichloromethane	ND	ug/kg	5.5	1		06/24/15 14:03	75-27-4	
Bromoform	ND	ug/kg	5.5	1		06/24/15 14:03	75-25-2	
Bromomethane	ND	ug/kg	5.5	1		06/24/15 14:03	74-83-9	
2-Butanone (MEK)	ND	ug/kg	10.9	1		06/24/15 14:03	78-93-3	
n-Butylbenzene	ND	ug/kg	5.5	1		06/24/15 14:03	104-51-8	
sec-Butylbenzene	ND	ug/kg	5.5	1		06/24/15 14:03	135-98-8	
tert-Butylbenzene	ND	ug/kg	5.5	1		06/24/15 14:03	98-06-6	
Carbon disulfide	ND	ug/kg	5.5	1		06/24/15 14:03	75-15-0	
Carbon tetrachloride	ND	ug/kg	5.5	1		06/24/15 14:03	56-23-5	
Chlorobenzene	ND	ug/kg	5.5	1		06/24/15 14:03	108-90-7	
Chloroethane	ND	ug/kg	5.5	1		06/24/15 14:03	75-00-3	
Chloroform	ND	ug/kg	5.5	1		06/24/15 14:03	67-66-3	
Chloromethane	ND	ug/kg	5.5	1		06/24/15 14:03	74-87-3	
2-Chlorotoluene	ND	ug/kg	5.5	1		06/24/15 14:03	95-49-8	
4-Chlorotoluene	ND	ug/kg	5.5	1		06/24/15 14:03	106-43-4	
1,2-Dibromo-3-chloropropane	ND	ug/kg	10.9	1		06/24/15 14:03	96-12-8	
Dibromochloromethane	ND	ug/kg	5.5	1		06/24/15 14:03	124-48-1	
1,2-Dibromoethane (EDB)	ND	ug/kg	5.5	1		06/24/15 14:03	106-93-4	

REPORT OF LABORATORY ANALYSIS

This report shall not be reproduced, except in full,
without the written consent of Pace Analytical Services, Inc..

Pace Analytical Services, Inc.
9608 Loiret Blvd.
Lenexa, KS 66219
(913)599-5665

ANALYTICAL RESULTS

Project: Honeywell BFC
Pace Project No.: 60196979

Sample: TWBD41506-01S-0623-1015 **Lab ID: 60196979003** Collected: 06/23/15 10:15 Received: 06/23/15 15:33 Matrix: Solid

Results reported on a "dry weight" basis and are adjusted for percent moisture, sample size and any dilutions.

Parameters	Results	Units	Report Limit	DF	Prepared	Analyzed	CAS No.	Qual
8260 MSV 5035A VOA	Analytical Method: EPA 8260							
Dibromomethane	ND	ug/kg	5.5	1		06/24/15 14:03	74-95-3	
1,2-Dichlorobenzene	ND	ug/kg	5.5	1		06/24/15 14:03	95-50-1	
1,3-Dichlorobenzene	ND	ug/kg	5.5	1		06/24/15 14:03	541-73-1	
1,4-Dichlorobenzene	ND	ug/kg	5.5	1		06/24/15 14:03	106-46-7	
Dichlorodifluoromethane	ND	ug/kg	5.5	1		06/24/15 14:03	75-71-8	
1,1-Dichloroethane	ND	ug/kg	5.5	1		06/24/15 14:03	75-34-3	
1,2-Dichloroethane	ND	ug/kg	5.5	1		06/24/15 14:03	107-06-2	
1,2-Dichloroethene (Total)	ND	ug/kg	5.5	1		06/24/15 14:03	540-59-0	
1,1-Dichloroethene	ND	ug/kg	5.5	1		06/24/15 14:03	75-35-4	
cis-1,2-Dichloroethene	ND	ug/kg	5.5	1		06/24/15 14:03	156-59-2	
trans-1,2-Dichloroethene	ND	ug/kg	5.5	1		06/24/15 14:03	156-60-5	
1,2-Dichloropropane	ND	ug/kg	5.5	1		06/24/15 14:03	78-87-5	
1,3-Dichloropropane	ND	ug/kg	5.5	1		06/24/15 14:03	142-28-9	
2,2-Dichloropropane	ND	ug/kg	5.5	1		06/24/15 14:03	594-20-7	
1,1-Dichloropropene	ND	ug/kg	5.5	1		06/24/15 14:03	563-58-6	
cis-1,3-Dichloropropene	ND	ug/kg	5.5	1		06/24/15 14:03	10061-01-5	
trans-1,3-Dichloropropene	ND	ug/kg	5.5	1		06/24/15 14:03	10061-02-6	
Ethylbenzene	ND	ug/kg	5.5	1		06/24/15 14:03	100-41-4	
Hexachloro-1,3-butadiene	ND	ug/kg	5.5	1		06/24/15 14:03	87-68-3	
2-Hexanone	ND	ug/kg	21.9	1		06/24/15 14:03	591-78-6	
Isopropylbenzene (Cumene)	ND	ug/kg	5.5	1		06/24/15 14:03	98-82-8	
p-Isopropyltoluene	ND	ug/kg	5.5	1		06/24/15 14:03	99-87-6	
Methylene chloride	ND	ug/kg	5.5	1		06/24/15 14:03	75-09-2	
4-Methyl-2-pentanone (MIBK)	ND	ug/kg	10.9	1		06/24/15 14:03	108-10-1	
Methyl-tert-butyl ether	ND	ug/kg	5.5	1		06/24/15 14:03	1634-04-4	
Naphthalene	ND	ug/kg	10.9	1		06/24/15 14:03	91-20-3	
n-Propylbenzene	ND	ug/kg	5.5	1		06/24/15 14:03	103-65-1	
Styrene	ND	ug/kg	5.5	1		06/24/15 14:03	100-42-5	
1,1,1,2-Tetrachloroethane	ND	ug/kg	5.5	1		06/24/15 14:03	630-20-6	
1,1,2,2-Tetrachloroethane	ND	ug/kg	5.5	1		06/24/15 14:03	79-34-5	
Tetrachloroethene	ND	ug/kg	5.5	1		06/24/15 14:03	127-18-4	
Toluene	ND	ug/kg	5.5	1		06/24/15 14:03	108-88-3	
1,2,3-Trichlorobenzene	ND	ug/kg	5.5	1		06/24/15 14:03	87-61-6	
1,2,4-Trichlorobenzene	ND	ug/kg	5.5	1		06/24/15 14:03	120-82-1	
1,1,1-Trichloroethane	ND	ug/kg	5.5	1		06/24/15 14:03	71-55-6	
1,1,2-Trichloroethane	ND	ug/kg	5.5	1		06/24/15 14:03	79-00-5	
Trichloroethene	ND	ug/kg	5.5	1		06/24/15 14:03	79-01-6	
Trichlorofluoromethane	ND	ug/kg	5.5	1		06/24/15 14:03	75-69-4	
1,2,3-Trichloropropane	ND	ug/kg	5.5	1		06/24/15 14:03	96-18-4	
1,2,4-Trimethylbenzene	ND	ug/kg	5.5	1		06/24/15 14:03	95-63-6	
1,3,5-Trimethylbenzene	ND	ug/kg	5.5	1		06/24/15 14:03	108-67-8	
Vinyl chloride	ND	ug/kg	5.5	1		06/24/15 14:03	75-01-4	
Xylene (Total)	ND	ug/kg	5.5	1		06/24/15 14:03	1330-20-7	
Surrogates								
Toluene-d8 (S)	97	%	82-137	1		06/24/15 14:03	2037-26-5	

REPORT OF LABORATORY ANALYSIS

This report shall not be reproduced, except in full,
without the written consent of Pace Analytical Services, Inc..

Pace Analytical Services, Inc.
9608 Loiret Blvd.
Lenexa, KS 66219
(913)599-5665

ANALYTICAL RESULTS

Project: Honeywell BFC
Pace Project No.: 60196979

Sample: TWBD41506-01S-0623-1015 **Lab ID: 60196979003** Collected: 06/23/15 10:15 Received: 06/23/15 15:33 Matrix: Solid

Results reported on a "dry weight" basis and are adjusted for percent moisture, sample size and any dilutions.

Parameters	Results	Units	Report Limit	DF	Prepared	Analyzed	CAS No.	Qual
8260 MSV 5035A VOA	Analytical Method: EPA 8260							
Surrogates								
4-Bromofluorobenzene (S)	100	%	82-119	1		06/24/15 14:03	460-00-4	
1,2-Dichloroethane-d4 (S)	106	%	81-142	1		06/24/15 14:03	17060-07-0	
Percent Moisture	Analytical Method: ASTM D2974							
Percent Moisture	**24.6**	%	0.50	1		06/24/15 00:00		

REPORT OF LABORATORY ANALYSIS

This report shall not be reproduced, except in full,
without the written consent of Pace Analytical Services, Inc..

Pace Analytical Services, Inc.
9608 Loiret Blvd.
Lenexa, KS 66219
(913)599-5665

ANALYTICAL RESULTS

Project: Honeywell BFC
Pace Project No.: 60196979

Sample: TWBD41506-02S-0623-05 **Lab ID: 60196979004** Collected: 06/23/15 10:45 Received: 06/23/15 15:33 Matrix: Solid

Results reported on a "dry weight" basis and are adjusted for percent moisture, sample size and any dilutions.

Parameters	Results	Units	Report Limit	DF	Prepared	Analyzed	CAS No.	Qual
8015B Diesel Range Organics	Analytical Method: EPA 8015B Preparation Method: EPA 3546							
TPH-DRO (C10-C28)	ND	mg/kg	12.2	1	07/01/15 00:00	07/06/15 14:52		
TPH-ORO (C28-C35)	ND	mg/kg	12.2	1	07/01/15 00:00	07/06/15 14:52		
Surrogates								
n-Tetracosane (S)	92	%	18-139	1	07/01/15 00:00	07/06/15 14:52	646-31-1	
p-Terphenyl (S)	82	%	51-120	1	07/01/15 00:00	07/06/15 14:52	92-94-4	
6010 MET ICP Red. Interference	Analytical Method: EPA 6010 Preparation Method: EPA 3050							
Aluminum	**20000**	mg/kg	13.4	2	06/26/15 15:00	07/01/15 12:56	7429-90-5	
Antimony	**3.4**	mg/kg	1.8	2	06/26/15 15:00	07/01/15 12:56	7440-36-0	
Arsenic	**11.7**	mg/kg	0.90	1	06/26/15 15:00	06/30/15 18:07	7440-38-2	
Barium	**624**	mg/kg	0.90	1	06/26/15 15:00	06/30/15 18:07	7440-39-3	
Beryllium	**1.0**	mg/kg	0.18	2	06/26/15 15:00	07/01/15 12:56	7440-41-7	
Cadmium	**1.6**	mg/kg	0.45	1	06/26/15 15:00	06/30/15 18:07	7440-43-9	
Calcium	**4260**	mg/kg	17.9	2	06/26/15 15:00	07/01/15 12:56	7440-70-2	
Chromium	**23.0**	mg/kg	0.90	2	06/26/15 15:00	07/01/15 12:56	7440-47-3	
Cobalt	**38.5**	mg/kg	0.90	2	06/26/15 15:00	07/01/15 12:56	7440-48-4	
Copper	**20.7**	mg/kg	1.8	2	06/26/15 15:00	07/01/15 12:56	7440-50-8	
Iron	**24700**	mg/kg	9.0	2	06/26/15 15:00	07/01/15 12:56	7439-89-6	
Lead	**32.4**	mg/kg	0.90	1	06/26/15 15:00	06/30/15 18:07	7439-92-1	
Magnesium	**2840**	mg/kg	9.0	2	06/26/15 15:00	07/01/15 12:56	7439-95-4	
Manganese	**4470**	mg/kg	0.90	2	06/26/15 15:00	07/01/15 12:56	7439-96-5	
Nickel	**58.4**	mg/kg	0.90	2	06/26/15 15:00	07/01/15 12:56	7440-02-0	
Potassium	**2440**	mg/kg	89.6	2	06/26/15 15:00	07/01/15 12:56	7440-09-7	
Selenium	ND	mg/kg	2.7	2	06/26/15 15:00	07/01/15 12:56	7782-49-2	D3
Silver	ND	mg/kg	0.63	1	06/26/15 15:00	06/30/15 18:07	7440-22-4	
Sodium	**3870**	mg/kg	89.6	2	06/26/15 15:00	07/01/15 12:56	7440-23-5	
Thallium	**7.7**	mg/kg	3.6	2	06/26/15 15:00	07/01/15 12:56	7440-28-0	
Vanadium	**57.7**	mg/kg	1.8	2	06/26/15 15:00	07/01/15 12:56	7440-62-2	
Zinc	**60.2**	mg/kg	17.9	2	06/26/15 15:00	07/01/15 12:56	7440-66-6	
7471 Mercury	Analytical Method: EPA 7471 Preparation Method: EPA 7471							
Mercury	ND	mg/kg	0.049	1	07/06/15 09:30	07/06/15 13:07	7439-97-6	
8270 MSSV Semivolatiles	Analytical Method: EPA 8270 Preparation Method: EPA 3546							
Acenaphthene	ND	ug/kg	402	1	07/01/15 00:00	07/06/15 11:45	83-32-9	
Acenaphthylene	ND	ug/kg	402	1	07/01/15 00:00	07/06/15 11:45	208-96-8	
Anthracene	ND	ug/kg	402	1	07/01/15 00:00	07/06/15 11:45	120-12-7	
Benzo(a)anthracene	ND	ug/kg	402	1	07/01/15 00:00	07/06/15 11:45	56-55-3	
Benzo(a)pyrene	ND	ug/kg	402	1	07/01/15 00:00	07/06/15 11:45	50-32-8	
Benzo(b)fluoranthene	ND	ug/kg	402	1	07/01/15 00:00	07/06/15 11:45	205-99-2	
Benzo(g,h,i)perylene	ND	ug/kg	402	1	07/01/15 00:00	07/06/15 11:45	191-24-2	
Benzo(k)fluoranthene	ND	ug/kg	402	1	07/01/15 00:00	07/06/15 11:45	207-08-9	
Benzoic acid	ND	ug/kg	2040	1	07/01/15 00:00	07/06/15 11:45	65-85-0	
Benzyl alcohol	ND	ug/kg	805	1	07/01/15 00:00	07/06/15 11:45	100-51-6	
4-Bromophenylphenyl ether	ND	ug/kg	402	1	07/01/15 00:00	07/06/15 11:45	101-55-3	

This report shall not be reproduced, except in full,
without the written consent of Pace Analytical Services, Inc..

Pace Analytical Services, Inc.
9608 Loiret Blvd.
Lenexa, KS 66219
(913)599-5665

ANALYTICAL RESULTS

Project: Honeywell BFC
Pace Project No.: 60196979

Sample: TWBD41506-02S-0623-05 **Lab ID: 60196979004** Collected: 06/23/15 10:45 Received: 06/23/15 15:33 Matrix: Solid

Results reported on a "dry weight" basis and are adjusted for percent moisture, sample size and any dilutions.

Parameters	Results	Units	Report Limit	DF	Prepared	Analyzed	CAS No.	Qual
8270 MSSV Semivolatiles	Analytical Method: EPA 8270 Preparation Method: EPA 3546							
Butylbenzylphthalate	ND	ug/kg	402	1	07/01/15 00:00	07/06/15 11:45	85-68-7	
Carbazole	ND	ug/kg	402	1	07/01/15 00:00	07/06/15 11:45	86-74-8	
4-Chloro-3-methylphenol	ND	ug/kg	805	1	07/01/15 00:00	07/06/15 11:45	59-50-7	
4-Chloroaniline	ND	ug/kg	805	1	07/01/15 00:00	07/06/15 11:45	106-47-8	
bis(2-Chloroethoxy)methane	ND	ug/kg	402	1	07/01/15 00:00	07/06/15 11:45	111-91-1	
bis(2-Chloroethyl) ether	ND	ug/kg	402	1	07/01/15 00:00	07/06/15 11:45	111-44-4	
bis(2-Chloroisopropyl) ether	ND	ug/kg	402	1	07/01/15 00:00	07/06/15 11:45	39638-32-9	
2-Chloronaphthalene	ND	ug/kg	402	1	07/01/15 00:00	07/06/15 11:45	91-58-7	
2-Chlorophenol	ND	ug/kg	402	1	07/01/15 00:00	07/06/15 11:45	95-57-8	
4-Chlorophenylphenyl ether	ND	ug/kg	402	1	07/01/15 00:00	07/06/15 11:45	7005-72-3	
Chrysene	ND	ug/kg	402	1	07/01/15 00:00	07/06/15 11:45	218-01-9	
Dibenz(a,h)anthracene	ND	ug/kg	402	1	07/01/15 00:00	07/06/15 11:45	53-70-3	
Dibenzofuran	ND	ug/kg	402	1	07/01/15 00:00	07/06/15 11:45	132-64-9	
1,2-Dichlorobenzene	ND	ug/kg	402	1	07/01/15 00:00	07/06/15 11:45	95-50-1	
1,3-Dichlorobenzene	ND	ug/kg	402	1	07/01/15 00:00	07/06/15 11:45	541-73-1	
1,4-Dichlorobenzene	ND	ug/kg	402	1	07/01/15 00:00	07/06/15 11:45	106-46-7	
3,3'-Dichlorobenzidine	ND	ug/kg	805	1	07/01/15 00:00	07/06/15 11:45	91-94-1	
2,4-Dichlorophenol	ND	ug/kg	402	1	07/01/15 00:00	07/06/15 11:45	120-83-2	
Diethylphthalate	ND	ug/kg	402	1	07/01/15 00:00	07/06/15 11:45	84-66-2	
2,4-Dimethylphenol	ND	ug/kg	402	1	07/01/15 00:00	07/06/15 11:45	105-67-9	
Dimethylphthalate	ND	ug/kg	402	1	07/01/15 00:00	07/06/15 11:45	131-11-3	
Di-n-butylphthalate	ND	ug/kg	402	1	07/01/15 00:00	07/06/15 11:45	84-74-2	
4,6-Dinitro-2-methylphenol	ND	ug/kg	2040	1	07/01/15 00:00	07/06/15 11:45	534-52-1	
2,4-Dinitrophenol	ND	ug/kg	2040	1	07/01/15 00:00	07/06/15 11:45	51-28-5	
2,4-Dinitrotoluene	ND	ug/kg	402	1	07/01/15 00:00	07/06/15 11:45	121-14-2	
2,6-Dinitrotoluene	ND	ug/kg	402	1	07/01/15 00:00	07/06/15 11:45	606-20-2	
Di-n-octylphthalate	ND	ug/kg	402	1	07/01/15 00:00	07/06/15 11:45	117-84-0	
bis(2-Ethylhexyl)phthalate	ND	ug/kg	402	1	07/01/15 00:00	07/06/15 11:45	117-81-7	
Fluoranthene	ND	ug/kg	402	1	07/01/15 00:00	07/06/15 11:45	206-44-0	
Fluorene	ND	ug/kg	402	1	07/01/15 00:00	07/06/15 11:45	86-73-7	
Hexachloro-1,3-butadiene	ND	ug/kg	402	1	07/01/15 00:00	07/06/15 11:45	87-68-3	
Hexachlorobenzene	ND	ug/kg	402	1	07/01/15 00:00	07/06/15 11:45	118-74-1	
Hexachlorocyclopentadiene	ND	ug/kg	402	1	07/01/15 00:00	07/06/15 11:45	77-47-4	
Hexachloroethane	ND	ug/kg	402	1	07/01/15 00:00	07/06/15 11:45	67-72-1	
Indeno(1,2,3-cd)pyrene	ND	ug/kg	402	1	07/01/15 00:00	07/06/15 11:45	193-39-5	
Isophorone	ND	ug/kg	402	1	07/01/15 00:00	07/06/15 11:45	78-59-1	
2-Methylnaphthalene	ND	ug/kg	402	1	07/01/15 00:00	07/06/15 11:45	91-57-6	
2-Methylphenol(o-Cresol)	ND	ug/kg	402	1	07/01/15 00:00	07/06/15 11:45	95-48-7	
3&4-Methylphenol(m&p Cresol)	ND	ug/kg	402	1	07/01/15 00:00	07/06/15 11:45		
Naphthalene	ND	ug/kg	402	1	07/01/15 00:00	07/06/15 11:45	91-20-3	
2-Nitroaniline	ND	ug/kg	805	1	07/01/15 00:00	07/06/15 11:45	88-74-4	
3-Nitroaniline	ND	ug/kg	805	1	07/01/15 00:00	07/06/15 11:45	99-09-2	
4-Nitroaniline	ND	ug/kg	805	1	07/01/15 00:00	07/06/15 11:45	100-01-6	
Nitrobenzene	ND	ug/kg	402	1	07/01/15 00:00	07/06/15 11:45	98-95-3	
2-Nitrophenol	ND	ug/kg	402	1	07/01/15 00:00	07/06/15 11:45	88-75-5	
4-Nitrophenol	ND	ug/kg	2040	1	07/01/15 00:00	07/06/15 11:45	100-02-7	

This report shall not be reproduced, except in full,
without the written consent of Pace Analytical Services, Inc..

Pace Analytical Services, Inc.
9608 Loiret Blvd.
Lenexa, KS 66219
(913)599-5665

ANALYTICAL RESULTS

Project: Honeywell BFC
Pace Project No.: 60196979

Sample: TWBD41506-02S-0623-05 **Lab ID: 60196979004** Collected: 06/23/15 10:45 Received: 06/23/15 15:33 Matrix: Solid

Results reported on a "dry weight" basis and are adjusted for percent moisture, sample size and any dilutions.

Parameters	Results	Units	Report Limit	DF	Prepared	Analyzed	CAS No.	Qual
8270 MSSV Semivolatiles	Analytical Method: EPA 8270 Preparation Method: EPA 3546							
N-Nitroso-di-n-propylamine	ND	ug/kg	402	1	07/01/15 00:00	07/06/15 11:45	621-64-7	
N-Nitrosodiphenylamine	ND	ug/kg	402	1	07/01/15 00:00	07/06/15 11:45	86-30-6	
Pentachlorophenol	ND	ug/kg	2040	1	07/01/15 00:00	07/06/15 11:45	87-86-5	
Phenanthrene	ND	ug/kg	402	1	07/01/15 00:00	07/06/15 11:45	85-01-8	
Phenol	ND	ug/kg	402	1	07/01/15 00:00	07/06/15 11:45	108-95-2	
Pyrene	ND	ug/kg	402	1	07/01/15 00:00	07/06/15 11:45	129-00-0	
Pyridine	ND	ug/kg	402	1	07/01/15 00:00	07/06/15 11:45	110-86-1	
1,2,4-Trichlorobenzene	ND	ug/kg	402	1	07/01/15 00:00	07/06/15 11:45	120-82-1	
2,4,5-Trichlorophenol	ND	ug/kg	402	1	07/01/15 00:00	07/06/15 11:45	95-95-4	
2,4,6-Trichlorophenol	ND	ug/kg	402	1	07/01/15 00:00	07/06/15 11:45	88-06-2	
Surrogates								
Nitrobenzene-d5 (S)	74	%	44-115	1	07/01/15 00:00	07/06/15 11:45	4165-60-0	
2-Fluorobiphenyl (S)	77	%	57-117	1	07/01/15 00:00	07/06/15 11:45	321-60-8	
Terphenyl-d14 (S)	84	%	45-129	1	07/01/15 00:00	07/06/15 11:45	1718-51-0	
Phenol-d6 (S)	78	%	46-104	1	07/01/15 00:00	07/06/15 11:45	13127-88-3	
2-Fluorophenol (S)	75	%	29-110	1	07/01/15 00:00	07/06/15 11:45	367-12-4	
2,4,6-Tribromophenol (S)	76	%	28-122	1	07/01/15 00:00	07/06/15 11:45	118-79-6	
8260 MSV GRO and Oxygenates	Analytical Method: EPA 5035A/8260							
TPH-GRO	ND	mg/kg	0.49	1		06/24/15 14:19		
8260 MSV 5035A VOA	Analytical Method: EPA 8260							
Acetone	ND	ug/kg	19.7	1		06/24/15 14:19	67-64-1	
Benzene	ND	ug/kg	4.9	1		06/24/15 14:19	71-43-2	
Bromobenzene	ND	ug/kg	4.9	1		06/24/15 14:19	108-86-1	
Bromochloromethane	ND	ug/kg	4.9	1		06/24/15 14:19	74-97-5	
Bromodichloromethane	ND	ug/kg	4.9	1		06/24/15 14:19	75-27-4	
Bromoform	ND	ug/kg	4.9	1		06/24/15 14:19	75-25-2	
Bromomethane	ND	ug/kg	4.9	1		06/24/15 14:19	74-83-9	
2-Butanone (MEK)	ND	ug/kg	9.8	1		06/24/15 14:19	78-93-3	
n-Butylbenzene	ND	ug/kg	4.9	1		06/24/15 14:19	104-51-8	
sec-Butylbenzene	ND	ug/kg	4.9	1		06/24/15 14:19	135-98-8	
tert-Butylbenzene	ND	ug/kg	4.9	1		06/24/15 14:19	98-06-6	
Carbon disulfide	ND	ug/kg	4.9	1		06/24/15 14:19	75-15-0	
Carbon tetrachloride	ND	ug/kg	4.9	1		06/24/15 14:19	56-23-5	
Chlorobenzene	ND	ug/kg	4.9	1		06/24/15 14:19	108-90-7	
Chloroethane	ND	ug/kg	4.9	1		06/24/15 14:19	75-00-3	
Chloroform	ND	ug/kg	4.9	1		06/24/15 14:19	67-66-3	
Chloromethane	ND	ug/kg	4.9	1		06/24/15 14:19	74-87-3	
2-Chlorotoluene	ND	ug/kg	4.9	1		06/24/15 14:19	95-49-8	
4-Chlorotoluene	ND	ug/kg	4.9	1		06/24/15 14:19	106-43-4	
1,2-Dibromo-3-chloropropane	ND	ug/kg	9.8	1		06/24/15 14:19	96-12-8	
Dibromochloromethane	ND	ug/kg	4.9	1		06/24/15 14:19	124-48-1	
1,2-Dibromoethane (EDB)	ND	ug/kg	4.9	1		06/24/15 14:19	106-93-4	
Dibromomethane	ND	ug/kg	4.9	1		06/24/15 14:19	74-95-3	
1,2-Dichlorobenzene	ND	ug/kg	4.9	1		06/24/15 14:19	95-50-1	

REPORT OF LABORATORY ANALYSIS

This report shall not be reproduced, except in full,
without the written consent of Pace Analytical Services, Inc..

Pace Analytical Services, Inc.
9608 Loiret Blvd.
Lenexa, KS 66219
(913)599-5665

ANALYTICAL RESULTS

Project: Honeywell BFC
Pace Project No.: 60196979

Sample: TWBD41506-02S-0623-05 **Lab ID: 60196979004** Collected: 06/23/15 10:45 Received: 06/23/15 15:33 Matrix: Solid

Results reported on a "dry weight" basis and are adjusted for percent moisture, sample size and any dilutions.

Parameters	Results	Units	Report Limit	DF	Prepared	Analyzed	CAS No.	Qual
8260 MSV 5035A VOA	Analytical Method: EPA 8260							
1,3-Dichlorobenzene	ND	ug/kg	4.9	1		06/24/15 14:19	541-73-1	
1,4-Dichlorobenzene	ND	ug/kg	4.9	1		06/24/15 14:19	106-46-7	
Dichlorodifluoromethane	ND	ug/kg	4.9	1		06/24/15 14:19	75-71-8	
1,1-Dichloroethane	ND	ug/kg	4.9	1		06/24/15 14:19	75-34-3	
1,2-Dichloroethane	ND	ug/kg	4.9	1		06/24/15 14:19	107-06-2	
1,2-Dichloroethene (Total)	ND	ug/kg	4.9	1		06/24/15 14:19	540-59-0	
1,1-Dichloroethene	ND	ug/kg	4.9	1		06/24/15 14:19	75-35-4	
cis-1,2-Dichloroethene	ND	ug/kg	4.9	1		06/24/15 14:19	156-59-2	
trans-1,2-Dichloroethene	ND	ug/kg	4.9	1		06/24/15 14:19	156-60-5	
1,2-Dichloropropane	ND	ug/kg	4.9	1		06/24/15 14:19	78-87-5	
1,3-Dichloropropane	ND	ug/kg	4.9	1		06/24/15 14:19	142-28-9	
2,2-Dichloropropane	ND	ug/kg	4.9	1		06/24/15 14:19	594-20-7	
1,1-Dichloropropene	ND	ug/kg	4.9	1		06/24/15 14:19	563-58-6	
cis-1,3-Dichloropropene	ND	ug/kg	4.9	1		06/24/15 14:19	10061-01-5	
trans-1,3-Dichloropropene	ND	ug/kg	4.9	1		06/24/15 14:19	10061-02-6	
Ethylbenzene	ND	ug/kg	4.9	1		06/24/15 14:19	100-41-4	
Hexachloro-1,3-butadiene	ND	ug/kg	4.9	1		06/24/15 14:19	87-68-3	
2-Hexanone	ND	ug/kg	19.7	1		06/24/15 14:19	591-78-6	
Isopropylbenzene (Cumene)	ND	ug/kg	4.9	1		06/24/15 14:19	98-82-8	
p-Isopropyltoluene	ND	ug/kg	4.9	1		06/24/15 14:19	99-87-6	
Methylene chloride	ND	ug/kg	4.9	1		06/24/15 14:19	75-09-2	
4-Methyl-2-pentanone (MIBK)	ND	ug/kg	9.8	1		06/24/15 14:19	108-10-1	
Methyl-tert-butyl ether	ND	ug/kg	4.9	1		06/24/15 14:19	1634-04-4	
Naphthalene	ND	ug/kg	9.8	1		06/24/15 14:19	91-20-3	
n-Propylbenzene	ND	ug/kg	4.9	1		06/24/15 14:19	103-65-1	
Styrene	ND	ug/kg	4.9	1		06/24/15 14:19	100-42-5	
1,1,1,2-Tetrachloroethane	ND	ug/kg	4.9	1		06/24/15 14:19	630-20-6	
1,1,2,2-Tetrachloroethane	ND	ug/kg	4.9	1		06/24/15 14:19	79-34-5	
Tetrachloroethene	ND	ug/kg	4.9	1		06/24/15 14:19	127-18-4	
Toluene	ND	ug/kg	4.9	1		06/24/15 14:19	108-88-3	
1,2,3-Trichlorobenzene	ND	ug/kg	4.9	1		06/24/15 14:19	87-61-6	
1,2,4-Trichlorobenzene	ND	ug/kg	4.9	1		06/24/15 14:19	120-82-1	
1,1,1-Trichloroethane	ND	ug/kg	4.9	1		06/24/15 14:19	71-55-6	
1,1,2-Trichloroethane	ND	ug/kg	4.9	1		06/24/15 14:19	79-00-5	
Trichloroethene	ND	ug/kg	4.9	1		06/24/15 14:19	79-01-6	
Trichlorofluoromethane	ND	ug/kg	4.9	1		06/24/15 14:19	75-69-4	
1,2,3-Trichloropropane	ND	ug/kg	4.9	1		06/24/15 14:19	96-18-4	
1,2,4-Trimethylbenzene	ND	ug/kg	4.9	1		06/24/15 14:19	95-63-6	
1,3,5-Trimethylbenzene	ND	ug/kg	4.9	1		06/24/15 14:19	108-67-8	
Vinyl chloride	ND	ug/kg	4.9	1		06/24/15 14:19	75-01-4	
Xylene (Total)	ND	ug/kg	4.9	1		06/24/15 14:19	1330-20-7	
Surrogates								
Toluene-d8 (S)	97	%	82-137	1		06/24/15 14:19	2037-26-5	
4-Bromofluorobenzene (S)	99	%	82-119	1		06/24/15 14:19	460-00-4	
1,2-Dichloroethane-d4 (S)	106	%	81-142	1		06/24/15 14:19	17060-07-0	

REPORT OF LABORATORY ANALYSIS

This report shall not be reproduced, except in full,
without the written consent of Pace Analytical Services, Inc..

Pace Analytical Services, Inc.
9608 Loiret Blvd.
Lenexa, KS 66219
(913)599-5665

ANALYTICAL RESULTS

Project: Honeywell BFC
Pace Project No.: 60196979

Sample: TWBD41506-02S-0623-05 **Lab ID: 60196979004** Collected: 06/23/15 10:45 Received: 06/23/15 15:33 Matrix: Solid

Results reported on a "dry weight" basis and are adjusted for percent moisture, sample size and any dilutions.

Parameters	Results	Units	Report Limit	DF	Prepared	Analyzed	CAS No.	Qual
Percent Moisture	Analytical Method: ASTM D2974							
Percent Moisture	**19.1**	%	0.50	1		06/24/15 00:00		

REPORT OF LABORATORY ANALYSIS

This report shall not be reproduced, except in full,
without the written consent of Pace Analytical Services, Inc..

Pace Analytical Services, Inc.
9608 Loiret Blvd.
Lenexa, KS 66219
(913)599-5665

ANALYTICAL RESULTS

Project: Honeywell BFC
Pace Project No.: 60196979

Sample: TWBD41506-02S-0623-510 **Lab ID: 60196979005** Collected: 06/23/15 11:00 Received: 06/23/15 15:33 Matrix: Solid

Results reported on a "dry weight" basis and are adjusted for percent moisture, sample size and any dilutions.

Parameters	Results	Units	Report Limit	DF	Prepared	Analyzed	CAS No.	Qual
8015B Diesel Range Organics	Analytical Method: EPA 8015B Preparation Method: EPA 3546							
TPH-DRO (C10-C28)	ND	mg/kg	12.5	1	07/01/15 00:00	07/06/15 14:59		
TPH-ORO (C28-C35)	ND	mg/kg	12.5	1	07/01/15 00:00	07/06/15 14:59		
Surrogates								
n-Tetracosane (S)	91	%	18-139	1	07/01/15 00:00	07/06/15 14:59	646-31-1	
p-Terphenyl (S)	79	%	51-120	1	07/01/15 00:00	07/06/15 14:59	92-94-4	
6010 MET ICP Red. Interference	Analytical Method: EPA 6010 Preparation Method: EPA 3050							
Aluminum	**18200**	mg/kg	7.5	1	06/26/15 15:00	07/02/15 17:02	7429-90-5	
Antimony	ND	mg/kg	1.0	1	06/26/15 15:00	06/30/15 13:36	7440-36-0	
Arsenic	**12.8**	mg/kg	1.0	1	06/26/15 15:00	06/30/15 13:36	7440-38-2	
Barium	**199**	mg/kg	1.0	1	06/26/15 15:00	06/30/15 13:36	7440-39-3	M1
Beryllium	**0.90**	mg/kg	0.10	1	06/26/15 15:00	07/02/15 17:02	7440-41-7	
Cadmium	ND	mg/kg	0.50	1	06/26/15 15:00	06/30/15 13:36	7440-43-9	
Calcium	**5450**	mg/kg	10	1	06/26/15 15:00	07/02/15 17:02	7440-70-2	
Chromium	**19.7**	mg/kg	0.50	1	06/26/15 15:00	06/30/15 13:36	7440-47-3	
Cobalt	**7.8**	mg/kg	0.50	1	06/26/15 15:00	07/02/15 17:02	7440-48-4	
Copper	**17.6**	mg/kg	1.0	1	06/26/15 15:00	06/30/15 13:36	7440-50-8	
Iron	**21300**	mg/kg	5.0	1	06/26/15 15:00	07/02/15 17:02	7439-89-6	
Lead	**11.7**	mg/kg	1.0	1	06/26/15 15:00	06/30/15 13:36	7439-92-1	
Magnesium	**2920**	mg/kg	5.0	1	06/26/15 15:00	07/02/15 17:02	7439-95-4	
Manganese	**533**	mg/kg	0.50	1	06/26/15 15:00	07/02/15 17:02	7439-96-5	
Nickel	**22.5**	mg/kg	0.50	1	06/26/15 15:00	06/30/15 13:36	7440-02-0	
Potassium	**2270**	mg/kg	50.0	1	06/26/15 15:00	06/30/15 13:36	7440-09-7	M1
Selenium	ND	mg/kg	1.5	1	06/26/15 15:00	06/30/15 13:36	7782-49-2	
Silver	ND	mg/kg	0.70	1	06/26/15 15:00	06/30/15 13:36	7440-22-4	
Sodium	**1040**	mg/kg	50.0	1	06/26/15 15:00	07/02/15 17:02	7440-23-5	
Thallium	ND	mg/kg	2.0	1	06/26/15 15:00	07/02/15 17:02	7440-28-0	
Vanadium	**43.0**	mg/kg	1.0	1	06/26/15 15:00	07/02/15 17:02	7440-62-2	
Zinc	**56.6**	mg/kg	10	1	06/26/15 15:00	06/30/15 13:36	7440-66-6	
7471 Mercury	Analytical Method: EPA 7471 Preparation Method: EPA 7471							
Mercury	ND	mg/kg	0.050	1	07/06/15 09:30	07/06/15 13:09	7439-97-6	
8270 MSSV Semivolatiles	Analytical Method: EPA 8270 Preparation Method: EPA 3546							
Acenaphthene	ND	ug/kg	407	1	07/01/15 00:00	07/06/15 12:06	83-32-9	
Acenaphthylene	ND	ug/kg	407	1	07/01/15 00:00	07/06/15 12:06	208-96-8	
Anthracene	ND	ug/kg	407	1	07/01/15 00:00	07/06/15 12:06	120-12-7	
Benzo(a)anthracene	ND	ug/kg	407	1	07/01/15 00:00	07/06/15 12:06	56-55-3	
Benzo(a)pyrene	ND	ug/kg	407	1	07/01/15 00:00	07/06/15 12:06	50-32-8	
Benzo(b)fluoranthene	ND	ug/kg	407	1	07/01/15 00:00	07/06/15 12:06	205-99-2	
Benzo(g,h,i)perylene	ND	ug/kg	407	1	07/01/15 00:00	07/06/15 12:06	191-24-2	
Benzo(k)fluoranthene	ND	ug/kg	407	1	07/01/15 00:00	07/06/15 12:06	207-08-9	
Benzoic acid	ND	ug/kg	2060	1	07/01/15 00:00	07/06/15 12:06	65-85-0	
Benzyl alcohol	ND	ug/kg	813	1	07/01/15 00:00	07/06/15 12:06	100-51-6	
4-Bromophenylphenyl ether	ND	ug/kg	407	1	07/01/15 00:00	07/06/15 12:06	101-55-3	

This report shall not be reproduced, except in full,
without the written consent of Pace Analytical Services, Inc..

Pace Analytical Services, Inc.
9608 Loiret Blvd.
Lenexa, KS 66219
(913)599-5665

ANALYTICAL RESULTS

Project: Honeywell BFC
Pace Project No.: 60196979

Sample: TWBD41506-02S-0623-510 **Lab ID: 60196979005** Collected: 06/23/15 11:00 Received: 06/23/15 15:33 Matrix: Solid

Results reported on a "dry weight" basis and are adjusted for percent moisture, sample size and any dilutions.

Parameters	Results	Units	Report Limit	DF	Prepared	Analyzed	CAS No.	Qual
8270 MSSV Semivolatiles	Analytical Method: EPA 8270 Preparation Method: EPA 3546							
Butylbenzylphthalate	ND	ug/kg	407	1	07/01/15 00:00	07/06/15 12:06	85-68-7	
Carbazole	ND	ug/kg	407	1	07/01/15 00:00	07/06/15 12:06	86-74-8	
4-Chloro-3-methylphenol	ND	ug/kg	813	1	07/01/15 00:00	07/06/15 12:06	59-50-7	
4-Chloroaniline	ND	ug/kg	813	1	07/01/15 00:00	07/06/15 12:06	106-47-8	
bis(2-Chloroethoxy)methane	ND	ug/kg	407	1	07/01/15 00:00	07/06/15 12:06	111-91-1	
bis(2-Chloroethyl) ether	ND	ug/kg	407	1	07/01/15 00:00	07/06/15 12:06	111-44-4	
bis(2-Chloroisopropyl) ether	ND	ug/kg	407	1	07/01/15 00:00	07/06/15 12:06	39638-32-9	
2-Chloronaphthalene	ND	ug/kg	407	1	07/01/15 00:00	07/06/15 12:06	91-58-7	
2-Chlorophenol	ND	ug/kg	407	1	07/01/15 00:00	07/06/15 12:06	95-57-8	
4-Chlorophenylphenyl ether	ND	ug/kg	407	1	07/01/15 00:00	07/06/15 12:06	7005-72-3	
Chrysene	ND	ug/kg	407	1	07/01/15 00:00	07/06/15 12:06	218-01-9	
Dibenz(a,h)anthracene	ND	ug/kg	407	1	07/01/15 00:00	07/06/15 12:06	53-70-3	
Dibenzofuran	ND	ug/kg	407	1	07/01/15 00:00	07/06/15 12:06	132-64-9	
1,2-Dichlorobenzene	ND	ug/kg	407	1	07/01/15 00:00	07/06/15 12:06	95-50-1	
1,3-Dichlorobenzene	ND	ug/kg	407	1	07/01/15 00:00	07/06/15 12:06	541-73-1	
1,4-Dichlorobenzene	ND	ug/kg	407	1	07/01/15 00:00	07/06/15 12:06	106-46-7	
3,3'-Dichlorobenzidine	ND	ug/kg	813	1	07/01/15 00:00	07/06/15 12:06	91-94-1	
2,4-Dichlorophenol	ND	ug/kg	407	1	07/01/15 00:00	07/06/15 12:06	120-83-2	
Diethylphthalate	ND	ug/kg	407	1	07/01/15 00:00	07/06/15 12:06	84-66-2	
2,4-Dimethylphenol	ND	ug/kg	407	1	07/01/15 00:00	07/06/15 12:06	105-67-9	
Dimethylphthalate	ND	ug/kg	407	1	07/01/15 00:00	07/06/15 12:06	131-11-3	
Di-n-butylphthalate	ND	ug/kg	407	1	07/01/15 00:00	07/06/15 12:06	84-74-2	
4,6-Dinitro-2-methylphenol	ND	ug/kg	2060	1	07/01/15 00:00	07/06/15 12:06	534-52-1	
2,4-Dinitrophenol	ND	ug/kg	2060	1	07/01/15 00:00	07/06/15 12:06	51-28-5	
2,4-Dinitrotoluene	ND	ug/kg	407	1	07/01/15 00:00	07/06/15 12:06	121-14-2	
2,6-Dinitrotoluene	ND	ug/kg	407	1	07/01/15 00:00	07/06/15 12:06	606-20-2	
Di-n-octylphthalate	ND	ug/kg	407	1	07/01/15 00:00	07/06/15 12:06	117-84-0	
bis(2-Ethylhexyl)phthalate	ND	ug/kg	407	1	07/01/15 00:00	07/06/15 12:06	117-81-7	
Fluoranthene	ND	ug/kg	407	1	07/01/15 00:00	07/06/15 12:06	206-44-0	
Fluorene	ND	ug/kg	407	1	07/01/15 00:00	07/06/15 12:06	86-73-7	
Hexachloro-1,3-butadiene	ND	ug/kg	407	1	07/01/15 00:00	07/06/15 12:06	87-68-3	
Hexachlorobenzene	ND	ug/kg	407	1	07/01/15 00:00	07/06/15 12:06	118-74-1	
Hexachlorocyclopentadiene	ND	ug/kg	407	1	07/01/15 00:00	07/06/15 12:06	77-47-4	
Hexachloroethane	ND	ug/kg	407	1	07/01/15 00:00	07/06/15 12:06	67-72-1	
Indeno(1,2,3-cd)pyrene	ND	ug/kg	407	1	07/01/15 00:00	07/06/15 12:06	193-39-5	
Isophorone	ND	ug/kg	407	1	07/01/15 00:00	07/06/15 12:06	78-59-1	
2-Methylnaphthalene	ND	ug/kg	407	1	07/01/15 00:00	07/06/15 12:06	91-57-6	
2-Methylphenol(o-Cresol)	ND	ug/kg	407	1	07/01/15 00:00	07/06/15 12:06	95-48-7	
3&4-Methylphenol(m&p Cresol)	ND	ug/kg	407	1	07/01/15 00:00	07/06/15 12:06		
Naphthalene	ND	ug/kg	407	1	07/01/15 00:00	07/06/15 12:06	91-20-3	
2-Nitroaniline	ND	ug/kg	813	1	07/01/15 00:00	07/06/15 12:06	88-74-4	
3-Nitroaniline	ND	ug/kg	813	1	07/01/15 00:00	07/06/15 12:06	99-09-2	
4-Nitroaniline	ND	ug/kg	813	1	07/01/15 00:00	07/06/15 12:06	100-01-6	
Nitrobenzene	ND	ug/kg	407	1	07/01/15 00:00	07/06/15 12:06	98-95-3	
2-Nitrophenol	ND	ug/kg	407	1	07/01/15 00:00	07/06/15 12:06	88-75-5	
4-Nitrophenol	ND	ug/kg	2060	1	07/01/15 00:00	07/06/15 12:06	100-02-7	

REPORT OF LABORATORY ANALYSIS

This report shall not be reproduced, except in full,
without the written consent of Pace Analytical Services, Inc..

Pace Analytical Services, Inc.
9608 Loiret Blvd.
Lenexa, KS 66219
(913)599-5665

ANALYTICAL RESULTS

Project: Honeywell BFC
Pace Project No.: 60196979

Sample: TWBD41506-02S-0623-510 **Lab ID: 60196979005** Collected: 06/23/15 11:00 Received: 06/23/15 15:33 Matrix: Solid

Results reported on a "dry weight" basis and are adjusted for percent moisture, sample size and any dilutions.

Parameters	Results	Units	Report Limit	DF	Prepared	Analyzed	CAS No.	Qual
8270 MSSV Semivolatiles	Analytical Method: EPA 8270 Preparation Method: EPA 3546							
N-Nitroso-di-n-propylamine	ND	ug/kg	407	1	07/01/15 00:00	07/06/15 12:06	621-64-7	
N-Nitrosodiphenylamine	ND	ug/kg	407	1	07/01/15 00:00	07/06/15 12:06	86-30-6	
Pentachlorophenol	ND	ug/kg	2060	1	07/01/15 00:00	07/06/15 12:06	87-86-5	
Phenanthrene	ND	ug/kg	407	1	07/01/15 00:00	07/06/15 12:06	85-01-8	
Phenol	ND	ug/kg	407	1	07/01/15 00:00	07/06/15 12:06	108-95-2	
Pyrene	ND	ug/kg	407	1	07/01/15 00:00	07/06/15 12:06	129-00-0	
Pyridine	ND	ug/kg	407	1	07/01/15 00:00	07/06/15 12:06	110-86-1	
1,2,4-Trichlorobenzene	ND	ug/kg	407	1	07/01/15 00:00	07/06/15 12:06	120-82-1	
2,4,5-Trichlorophenol	ND	ug/kg	407	1	07/01/15 00:00	07/06/15 12:06	95-95-4	
2,4,6-Trichlorophenol	ND	ug/kg	407	1	07/01/15 00:00	07/06/15 12:06	88-06-2	
Surrogates								
Nitrobenzene-d5 (S)	81	%	44-115	1	07/01/15 00:00	07/06/15 12:06	4165-60-0	
2-Fluorobiphenyl (S)	84	%	57-117	1	07/01/15 00:00	07/06/15 12:06	321-60-8	
Terphenyl-d14 (S)	93	%	45-129	1	07/01/15 00:00	07/06/15 12:06	1718-51-0	
Phenol-d6 (S)	84	%	46-104	1	07/01/15 00:00	07/06/15 12:06	13127-88-3	
2-Fluorophenol (S)	80	%	29-110	1	07/01/15 00:00	07/06/15 12:06	367-12-4	
2,4,6-Tribromophenol (S)	83	%	28-122	1	07/01/15 00:00	07/06/15 12:06	118-79-6	
8260 MSV GRO and Oxygenates	Analytical Method: EPA 5035A/8260							
TPH-GRO	ND	mg/kg	0.50	1		06/24/15 14:34		
8260 MSV 5035A VOA	Analytical Method: EPA 8260							
Acetone	ND	ug/kg	19.9	1		06/24/15 14:34	67-64-1	
Benzene	ND	ug/kg	5.0	1		06/24/15 14:34	71-43-2	
Bromobenzene	ND	ug/kg	5.0	1		06/24/15 14:34	108-86-1	
Bromochloromethane	ND	ug/kg	5.0	1		06/24/15 14:34	74-97-5	
Bromodichloromethane	ND	ug/kg	5.0	1		06/24/15 14:34	75-27-4	
Bromoform	ND	ug/kg	5.0	1		06/24/15 14:34	75-25-2	
Bromomethane	ND	ug/kg	5.0	1		06/24/15 14:34	74-83-9	
2-Butanone (MEK)	ND	ug/kg	10	1		06/24/15 14:34	78-93-3	
n-Butylbenzene	ND	ug/kg	5.0	1		06/24/15 14:34	104-51-8	
sec-Butylbenzene	ND	ug/kg	5.0	1		06/24/15 14:34	135-98-8	
tert-Butylbenzene	ND	ug/kg	5.0	1		06/24/15 14:34	98-06-6	
Carbon disulfide	ND	ug/kg	5.0	1		06/24/15 14:34	75-15-0	
Carbon tetrachloride	ND	ug/kg	5.0	1		06/24/15 14:34	56-23-5	
Chlorobenzene	ND	ug/kg	5.0	1		06/24/15 14:34	108-90-7	
Chloroethane	ND	ug/kg	5.0	1		06/24/15 14:34	75-00-3	
Chloroform	ND	ug/kg	5.0	1		06/24/15 14:34	67-66-3	
Chloromethane	ND	ug/kg	5.0	1		06/24/15 14:34	74-87-3	
2-Chlorotoluene	ND	ug/kg	5.0	1		06/24/15 14:34	95-49-8	
4-Chlorotoluene	ND	ug/kg	5.0	1		06/24/15 14:34	106-43-4	
1,2-Dibromo-3-chloropropane	ND	ug/kg	10	1		06/24/15 14:34	96-12-8	
Dibromochloromethane	ND	ug/kg	5.0	1		06/24/15 14:34	124-48-1	
1,2-Dibromoethane (EDB)	ND	ug/kg	5.0	1		06/24/15 14:34	106-93-4	
Dibromomethane	ND	ug/kg	5.0	1		06/24/15 14:34	74-95-3	
1,2-Dichlorobenzene	ND	ug/kg	5.0	1		06/24/15 14:34	95-50-1	

REPORT OF LABORATORY ANALYSIS

This report shall not be reproduced, except in full,
without the written consent of Pace Analytical Services, Inc..

Pace Analytical Services, Inc.
9608 Loiret Blvd.
Lenexa, KS 66219
(913)599-5665

ANALYTICAL RESULTS

Project: Honeywell BFC
Pace Project No.: 60196979

Sample: TWBD41506-02S-0623-510 **Lab ID: 60196979005** Collected: 06/23/15 11:00 Received: 06/23/15 15:33 Matrix: Solid

Results reported on a "dry weight" basis and are adjusted for percent moisture, sample size and any dilutions.

Parameters	Results	Units	Report Limit	DF	Prepared	Analyzed	CAS No.	Qual
8260 MSV 5035A VOA	Analytical Method: EPA 8260							
1,3-Dichlorobenzene	ND	ug/kg	5.0	1		06/24/15 14:34	541-73-1	
1,4-Dichlorobenzene	ND	ug/kg	5.0	1		06/24/15 14:34	106-46-7	
Dichlorodifluoromethane	ND	ug/kg	5.0	1		06/24/15 14:34	75-71-8	
1,1-Dichloroethane	ND	ug/kg	5.0	1		06/24/15 14:34	75-34-3	
1,2-Dichloroethane	ND	ug/kg	5.0	1		06/24/15 14:34	107-06-2	
1,2-Dichloroethene (Total)	ND	ug/kg	5.0	1		06/24/15 14:34	540-59-0	
1,1-Dichloroethene	ND	ug/kg	5.0	1		06/24/15 14:34	75-35-4	
cis-1,2-Dichloroethene	ND	ug/kg	5.0	1		06/24/15 14:34	156-59-2	
trans-1,2-Dichloroethene	ND	ug/kg	5.0	1		06/24/15 14:34	156-60-5	
1,2-Dichloropropane	ND	ug/kg	5.0	1		06/24/15 14:34	78-87-5	
1,3-Dichloropropane	ND	ug/kg	5.0	1		06/24/15 14:34	142-28-9	
2,2-Dichloropropane	ND	ug/kg	5.0	1		06/24/15 14:34	594-20-7	
1,1-Dichloropropene	ND	ug/kg	5.0	1		06/24/15 14:34	563-58-6	
cis-1,3-Dichloropropene	ND	ug/kg	5.0	1		06/24/15 14:34	10061-01-5	
trans-1,3-Dichloropropene	ND	ug/kg	5.0	1		06/24/15 14:34	10061-02-6	
Ethylbenzene	ND	ug/kg	5.0	1		06/24/15 14:34	100-41-4	
Hexachloro-1,3-butadiene	ND	ug/kg	5.0	1		06/24/15 14:34	87-68-3	
2-Hexanone	ND	ug/kg	19.9	1		06/24/15 14:34	591-78-6	
Isopropylbenzene (Cumene)	ND	ug/kg	5.0	1		06/24/15 14:34	98-82-8	
p-Isopropyltoluene	ND	ug/kg	5.0	1		06/24/15 14:34	99-87-6	
Methylene chloride	ND	ug/kg	5.0	1		06/24/15 14:34	75-09-2	
4-Methyl-2-pentanone (MIBK)	ND	ug/kg	10	1		06/24/15 14:34	108-10-1	
Methyl-tert-butyl ether	ND	ug/kg	5.0	1		06/24/15 14:34	1634-04-4	
Naphthalene	ND	ug/kg	10	1		06/24/15 14:34	91-20-3	
n-Propylbenzene	ND	ug/kg	5.0	1		06/24/15 14:34	103-65-1	
Styrene	ND	ug/kg	5.0	1		06/24/15 14:34	100-42-5	
1,1,1,2-Tetrachloroethane	ND	ug/kg	5.0	1		06/24/15 14:34	630-20-6	
1,1,2,2-Tetrachloroethane	ND	ug/kg	5.0	1		06/24/15 14:34	79-34-5	
Tetrachloroethene	ND	ug/kg	5.0	1		06/24/15 14:34	127-18-4	
Toluene	ND	ug/kg	5.0	1		06/24/15 14:34	108-88-3	
1,2,3-Trichlorobenzene	ND	ug/kg	5.0	1		06/24/15 14:34	87-61-6	
1,2,4-Trichlorobenzene	ND	ug/kg	5.0	1		06/24/15 14:34	120-82-1	
1,1,1-Trichloroethane	ND	ug/kg	5.0	1		06/24/15 14:34	71-55-6	
1,1,2-Trichloroethane	ND	ug/kg	5.0	1		06/24/15 14:34	79-00-5	
Trichloroethene	ND	ug/kg	5.0	1		06/24/15 14:34	79-01-6	
Trichlorofluoromethane	ND	ug/kg	5.0	1		06/24/15 14:34	75-69-4	
1,2,3-Trichloropropane	ND	ug/kg	5.0	1		06/24/15 14:34	96-18-4	
1,2,4-Trimethylbenzene	ND	ug/kg	5.0	1		06/24/15 14:34	95-63-6	
1,3,5-Trimethylbenzene	ND	ug/kg	5.0	1		06/24/15 14:34	108-67-8	
Vinyl chloride	ND	ug/kg	5.0	1		06/24/15 14:34	75-01-4	
Xylene (Total)	ND	ug/kg	5.0	1		06/24/15 14:34	1330-20-7	
Surrogates								
Toluene-d8 (S)	98	%	82-137	1		06/24/15 14:34	2037-26-5	
4-Bromofluorobenzene (S)	101	%	82-119	1		06/24/15 14:34	460-00-4	
1,2-Dichloroethane-d4 (S)	105	%	81-142	1		06/24/15 14:34	17060-07-0	

REPORT OF LABORATORY ANALYSIS

This report shall not be reproduced, except in full,
without the written consent of Pace Analytical Services, Inc..

Pace Analytical Services, Inc.
9608 Loiret Blvd.
Lenexa, KS 66219
(913)599-5665

ANALYTICAL RESULTS

Project: Honeywell BFC
Pace Project No.: 60196979

Sample: TWBD41506-02S-0623-510 **Lab ID: 60196979005** Collected: 06/23/15 11:00 Received: 06/23/15 15:33 Matrix: Solid

Results reported on a "dry weight" basis and are adjusted for percent moisture, sample size and any dilutions.

Parameters	Results	Units	Report Limit	DF	Prepared	Analyzed	CAS No.	Qual
Percent Moisture	Analytical Method: ASTM D2974							
Percent Moisture	**20.6**	%	0.50	1		06/24/15 00:00		

REPORT OF LABORATORY ANALYSIS

This report shall not be reproduced, except in full,
without the written consent of Pace Analytical Services, Inc..

Pace Analytical Services, Inc.
9608 Loiret Blvd.
Lenexa, KS 66219
(913)599-5665

ANALYTICAL RESULTS

Project: Honeywell BFC
Pace Project No.: 60196979

Sample: TWBD41506-02S-0623-1015 **Lab ID: 60196979006** Collected: 06/23/15 11:15 Received: 06/23/15 15:33 Matrix: Solid

Results reported on a "dry weight" basis and are adjusted for percent moisture, sample size and any dilutions.

Parameters	Results	Units	Report Limit	DF	Prepared	Analyzed	CAS No.	Qual
8015B Diesel Range Organics	Analytical Method: EPA 8015B Preparation Method: EPA 3546							
TPH-DRO (C10-C28)	ND	mg/kg	12.5	1	07/01/15 00:00	07/06/15 15:06		
TPH-ORO (C28-C35)	ND	mg/kg	12.5	1	07/01/15 00:00	07/06/15 15:06		
Surrogates								
n-Tetracosane (S)	84	%	18-139	1	07/01/15 00:00	07/06/15 15:06	646-31-1	
p-Terphenyl (S)	83	%	51-120	1	07/01/15 00:00	07/06/15 15:06	92-94-4	
6010 MET ICP Red. Interference	Analytical Method: EPA 6010 Preparation Method: EPA 3050							
Aluminum	**18700**	mg/kg	7.3	1	06/26/15 15:00	06/30/15 13:48	7429-90-5	
Antimony	ND	mg/kg	0.97	1	06/26/15 15:00	08/14/15 12:30	7440-36-0	
Arsenic	**9.1**	mg/kg	0.97	1	06/26/15 15:00	06/30/15 13:48	7440-38-2	
Barium	**211**	mg/kg	0.97	1	06/26/15 15:00	06/30/15 13:48	7440-39-3	
Beryllium	**0.86**	mg/kg	0.097	1	06/26/15 15:00	06/30/15 13:48	7440-41-7	
Cadmium	**0.57**	mg/kg	0.48	1	06/26/15 15:00	06/30/15 13:48	7440-43-9	
Calcium	**5200**	mg/kg	9.7	1	06/26/15 15:00	06/30/15 13:48	7440-70-2	
Chromium	**20.7**	mg/kg	0.48	1	06/26/15 15:00	06/30/15 13:48	7440-47-3	
Cobalt	**11.1**	mg/kg	0.48	1	06/26/15 15:00	06/30/15 13:48	7440-48-4	
Copper	**16.7**	mg/kg	0.97	1	06/26/15 15:00	06/30/15 13:48	7440-50-8	
Iron	**18800**	mg/kg	4.8	1	06/26/15 15:00	06/30/15 13:48	7439-89-6	
Lead	**14.2**	mg/kg	0.97	1	06/26/15 15:00	06/30/15 13:48	7439-92-1	
Magnesium	**2570**	mg/kg	4.8	1	06/26/15 15:00	08/14/15 12:30	7439-95-4	
Manganese	**1120**	mg/kg	0.48	1	06/26/15 15:00	06/30/15 13:48	7439-96-5	
Nickel	**29.2**	mg/kg	0.48	1	06/26/15 15:00	06/30/15 13:48	7440-02-0	
Potassium	**2280**	mg/kg	48.4	1	06/26/15 15:00	06/30/15 13:48	7440-09-7	
Selenium	ND	mg/kg	1.5	1	06/26/15 15:00	06/30/15 13:48	7782-49-2	
Silver	ND	mg/kg	0.68	1	06/26/15 15:00	06/30/15 13:48	7440-22-4	
Sodium	**214**	mg/kg	48.4	1	06/26/15 15:00	06/30/15 13:48	7440-23-5	
Thallium	ND	mg/kg	1.9	1	06/26/15 15:00	06/30/15 13:48	7440-28-0	
Vanadium	**39.5**	mg/kg	0.97	1	06/26/15 15:00	06/30/15 13:48	7440-62-2	
Zinc	**57.6**	mg/kg	9.7	1	06/26/15 15:00	06/30/15 13:48	7440-66-6	
7471 Mercury	Analytical Method: EPA 7471 Preparation Method: EPA 7471							
Mercury	ND	mg/kg	0.052	1	07/06/15 09:30	07/06/15 13:11	7439-97-6	
8270 MSSV Semivolatiles	Analytical Method: EPA 8270 Preparation Method: EPA 3546							
Acenaphthene	ND	ug/kg	415	1	07/01/15 00:00	07/06/15 12:27	83-32-9	
Acenaphthylene	ND	ug/kg	415	1	07/01/15 00:00	07/06/15 12:27	208-96-8	
Anthracene	ND	ug/kg	415	1	07/01/15 00:00	07/06/15 12:27	120-12-7	
Benzo(a)anthracene	ND	ug/kg	415	1	07/01/15 00:00	07/06/15 12:27	56-55-3	
Benzo(a)pyrene	ND	ug/kg	415	1	07/01/15 00:00	07/06/15 12:27	50-32-8	
Benzo(b)fluoranthene	ND	ug/kg	415	1	07/01/15 00:00	07/06/15 12:27	205-99-2	
Benzo(g,h,i)perylene	ND	ug/kg	415	1	07/01/15 00:00	07/06/15 12:27	191-24-2	
Benzo(k)fluoranthene	ND	ug/kg	415	1	07/01/15 00:00	07/06/15 12:27	207-08-9	
Benzoic acid	ND	ug/kg	2100	1	07/01/15 00:00	07/06/15 12:27	65-85-0	
Benzyl alcohol	ND	ug/kg	829	1	07/01/15 00:00	07/06/15 12:27	100-51-6	
4-Bromophenylphenyl ether	ND	ug/kg	415	1	07/01/15 00:00	07/06/15 12:27	101-55-3	

This report shall not be reproduced, except in full,
without the written consent of Pace Analytical Services, Inc..

Pace Analytical Services, Inc.
9608 Loiret Blvd.
Lenexa, KS 66219
(913)599-5665

ANALYTICAL RESULTS

Project: Honeywell BFC
Pace Project No.: 60196979

Sample: TWBD41506-02S-0623-1015 **Lab ID: 60196979006** Collected: 06/23/15 11:15 Received: 06/23/15 15:33 Matrix: Solid

Results reported on a "dry weight" basis and are adjusted for percent moisture, sample size and any dilutions.

Parameters	Results	Units	Report Limit	DF	Prepared	Analyzed	CAS No.	Qual
8270 MSSV Semivolatiles	Analytical Method: EPA 8270 Preparation Method: EPA 3546							
Butylbenzylphthalate	ND	ug/kg	415	1	07/01/15 00:00	07/06/15 12:27	85-68-7	
Carbazole	ND	ug/kg	415	1	07/01/15 00:00	07/06/15 12:27	86-74-8	
4-Chloro-3-methylphenol	ND	ug/kg	829	1	07/01/15 00:00	07/06/15 12:27	59-50-7	
4-Chloroaniline	ND	ug/kg	829	1	07/01/15 00:00	07/06/15 12:27	106-47-8	
bis(2-Chloroethoxy)methane	ND	ug/kg	415	1	07/01/15 00:00	07/06/15 12:27	111-91-1	
bis(2-Chloroethyl) ether	ND	ug/kg	415	1	07/01/15 00:00	07/06/15 12:27	111-44-4	
bis(2-Chloroisopropyl) ether	ND	ug/kg	415	1	07/01/15 00:00	07/06/15 12:27	39638-32-9	
2-Chloronaphthalene	ND	ug/kg	415	1	07/01/15 00:00	07/06/15 12:27	91-58-7	
2-Chlorophenol	ND	ug/kg	415	1	07/01/15 00:00	07/06/15 12:27	95-57-8	
4-Chlorophenylphenyl ether	ND	ug/kg	415	1	07/01/15 00:00	07/06/15 12:27	7005-72-3	
Chrysene	ND	ug/kg	415	1	07/01/15 00:00	07/06/15 12:27	218-01-9	
Dibenz(a,h)anthracene	ND	ug/kg	415	1	07/01/15 00:00	07/06/15 12:27	53-70-3	
Dibenzofuran	ND	ug/kg	415	1	07/01/15 00:00	07/06/15 12:27	132-64-9	
1,2-Dichlorobenzene	ND	ug/kg	415	1	07/01/15 00:00	07/06/15 12:27	95-50-1	
1,3-Dichlorobenzene	ND	ug/kg	415	1	07/01/15 00:00	07/06/15 12:27	541-73-1	
1,4-Dichlorobenzene	ND	ug/kg	415	1	07/01/15 00:00	07/06/15 12:27	106-46-7	
3,3'-Dichlorobenzidine	ND	ug/kg	829	1	07/01/15 00:00	07/06/15 12:27	91-94-1	
2,4-Dichlorophenol	ND	ug/kg	415	1	07/01/15 00:00	07/06/15 12:27	120-83-2	
Diethylphthalate	ND	ug/kg	415	1	07/01/15 00:00	07/06/15 12:27	84-66-2	
2,4-Dimethylphenol	ND	ug/kg	415	1	07/01/15 00:00	07/06/15 12:27	105-67-9	
Dimethylphthalate	ND	ug/kg	415	1	07/01/15 00:00	07/06/15 12:27	131-11-3	
Di-n-butylphthalate	ND	ug/kg	415	1	07/01/15 00:00	07/06/15 12:27	84-74-2	
4,6-Dinitro-2-methylphenol	ND	ug/kg	2100	1	07/01/15 00:00	07/06/15 12:27	534-52-1	
2,4-Dinitrophenol	ND	ug/kg	2100	1	07/01/15 00:00	07/06/15 12:27	51-28-5	
2,4-Dinitrotoluene	ND	ug/kg	415	1	07/01/15 00:00	07/06/15 12:27	121-14-2	
2,6-Dinitrotoluene	ND	ug/kg	415	1	07/01/15 00:00	07/06/15 12:27	606-20-2	
Di-n-octylphthalate	ND	ug/kg	415	1	07/01/15 00:00	07/06/15 12:27	117-84-0	
bis(2-Ethylhexyl)phthalate	ND	ug/kg	415	1	07/01/15 00:00	07/06/15 12:27	117-81-7	
Fluoranthene	ND	ug/kg	415	1	07/01/15 00:00	07/06/15 12:27	206-44-0	
Fluorene	ND	ug/kg	415	1	07/01/15 00:00	07/06/15 12:27	86-73-7	
Hexachloro-1,3-butadiene	ND	ug/kg	415	1	07/01/15 00:00	07/06/15 12:27	87-68-3	
Hexachlorobenzene	ND	ug/kg	415	1	07/01/15 00:00	07/06/15 12:27	118-74-1	
Hexachlorocyclopentadiene	ND	ug/kg	415	1	07/01/15 00:00	07/06/15 12:27	77-47-4	
Hexachloroethane	ND	ug/kg	415	1	07/01/15 00:00	07/06/15 12:27	67-72-1	
Indeno(1,2,3-cd)pyrene	ND	ug/kg	415	1	07/01/15 00:00	07/06/15 12:27	193-39-5	
Isophorone	ND	ug/kg	415	1	07/01/15 00:00	07/06/15 12:27	78-59-1	
2-Methylnaphthalene	ND	ug/kg	415	1	07/01/15 00:00	07/06/15 12:27	91-57-6	
2-Methylphenol(o-Cresol)	ND	ug/kg	415	1	07/01/15 00:00	07/06/15 12:27	95-48-7	
3&4-Methylphenol(m&p Cresol)	ND	ug/kg	415	1	07/01/15 00:00	07/06/15 12:27		
Naphthalene	ND	ug/kg	415	1	07/01/15 00:00	07/06/15 12:27	91-20-3	
2-Nitroaniline	ND	ug/kg	829	1	07/01/15 00:00	07/06/15 12:27	88-74-4	
3-Nitroaniline	ND	ug/kg	829	1	07/01/15 00:00	07/06/15 12:27	99-09-2	
4-Nitroaniline	ND	ug/kg	829	1	07/01/15 00:00	07/06/15 12:27	100-01-6	
Nitrobenzene	ND	ug/kg	415	1	07/01/15 00:00	07/06/15 12:27	98-95-3	
2-Nitrophenol	ND	ug/kg	415	1	07/01/15 00:00	07/06/15 12:27	88-75-5	

This report shall not be reproduced, except in full,
without the written consent of Pace Analytical Services, Inc..

Pace Analytical Services, Inc.
9608 Loiret Blvd.
Lenexa, KS 66219
(913)599-5665

ANALYTICAL RESULTS

Project: Honeywell BFC
Pace Project No.: 60196979

Sample: TWBD41506-02S-0623-1015 **Lab ID: 60196979006** Collected: 06/23/15 11:15 Received: 06/23/15 15:33 Matrix: Solid

Results reported on a "dry weight" basis and are adjusted for percent moisture, sample size and any dilutions.

Parameters	Results	Units	Report Limit	DF	Prepared	Analyzed	CAS No.	Qual
8270 MSSV Semivolatiles	Analytical Method: EPA 8270 Preparation Method: EPA 3546							
4-Nitrophenol	ND	ug/kg	2100	1	07/01/15 00:00	07/06/15 12:27	100-02-7	
N-Nitroso-di-n-propylamine	ND	ug/kg	415	1	07/01/15 00:00	07/06/15 12:27	621-64-7	
N-Nitrosodiphenylamine	ND	ug/kg	415	1	07/01/15 00:00	07/06/15 12:27	86-30-6	
Pentachlorophenol	ND	ug/kg	2100	1	07/01/15 00:00	07/06/15 12:27	87-86-5	
Phenanthrene	ND	ug/kg	415	1	07/01/15 00:00	07/06/15 12:27	85-01-8	
Phenol	ND	ug/kg	415	1	07/01/15 00:00	07/06/15 12:27	108-95-2	
Pyrene	ND	ug/kg	415	1	07/01/15 00:00	07/06/15 12:27	129-00-0	
Pyridine	ND	ug/kg	415	1	07/01/15 00:00	07/06/15 12:27	110-86-1	
1,2,4-Trichlorobenzene	ND	ug/kg	415	1	07/01/15 00:00	07/06/15 12:27	120-82-1	
2,4,5-Trichlorophenol	ND	ug/kg	415	1	07/01/15 00:00	07/06/15 12:27	95-95-4	
2,4,6-Trichlorophenol	ND	ug/kg	415	1	07/01/15 00:00	07/06/15 12:27	88-06-2	
Surrogates								
Nitrobenzene-d5 (S)	74	%	44-115	1	07/01/15 00:00	07/06/15 12:27	4165-60-0	
2-Fluorobiphenyl (S)	76	%	57-117	1	07/01/15 00:00	07/06/15 12:27	321-60-8	
Terphenyl-d14 (S)	86	%	45-129	1	07/01/15 00:00	07/06/15 12:27	1718-51-0	
Phenol-d6 (S)	73	%	46-104	1	07/01/15 00:00	07/06/15 12:27	13127-88-3	
2-Fluorophenol (S)	70	%	29-110	1	07/01/15 00:00	07/06/15 12:27	367-12-4	
2,4,6-Tribromophenol (S)	75	%	28-122	1	07/01/15 00:00	07/06/15 12:27	118-79-6	
8260 MSV GRO and Oxygenates	Analytical Method: EPA 5035A/8260							
TPH-GRO	ND	mg/kg	0.59	1		06/24/15 14:49		
8260 MSV 5035A VOA	Analytical Method: EPA 8260							
Acetone	ND	ug/kg	23.5	1		06/24/15 14:49	67-64-1	
Benzene	ND	ug/kg	5.9	1		06/24/15 14:49	71-43-2	
Bromobenzene	ND	ug/kg	5.9	1		06/24/15 14:49	108-86-1	
Bromochloromethane	ND	ug/kg	5.9	1		06/24/15 14:49	74-97-5	
Bromodichloromethane	ND	ug/kg	5.9	1		06/24/15 14:49	75-27-4	
Bromoform	ND	ug/kg	5.9	1		06/24/15 14:49	75-25-2	
Bromomethane	ND	ug/kg	5.9	1		06/24/15 14:49	74-83-9	
2-Butanone (MEK)	ND	ug/kg	11.7	1		06/24/15 14:49	78-93-3	
n-Butylbenzene	ND	ug/kg	5.9	1		06/24/15 14:49	104-51-8	
sec-Butylbenzene	ND	ug/kg	5.9	1		06/24/15 14:49	135-98-8	
tert-Butylbenzene	ND	ug/kg	5.9	1		06/24/15 14:49	98-06-6	
Carbon disulfide	ND	ug/kg	5.9	1		06/24/15 14:49	75-15-0	
Carbon tetrachloride	ND	ug/kg	5.9	1		06/24/15 14:49	56-23-5	
Chlorobenzene	ND	ug/kg	5.9	1		06/24/15 14:49	108-90-7	
Chloroethane	ND	ug/kg	5.9	1		06/24/15 14:49	75-00-3	
Chloroform	ND	ug/kg	5.9	1		06/24/15 14:49	67-66-3	
Chloromethane	ND	ug/kg	5.9	1		06/24/15 14:49	74-87-3	
2-Chlorotoluene	ND	ug/kg	5.9	1		06/24/15 14:49	95-49-8	
4-Chlorotoluene	ND	ug/kg	5.9	1		06/24/15 14:49	106-43-4	
1,2-Dibromo-3-chloropropane	ND	ug/kg	11.7	1		06/24/15 14:49	96-12-8	
Dibromochloromethane	ND	ug/kg	5.9	1		06/24/15 14:49	124-48-1	
1,2-Dibromoethane (EDB)	ND	ug/kg	5.9	1		06/24/15 14:49	106-93-4	

REPORT OF LABORATORY ANALYSIS

This report shall not be reproduced, except in full,
without the written consent of Pace Analytical Services, Inc..

Pace Analytical Services, Inc.
9608 Loiret Blvd.
Lenexa, KS 66219
(913)599-5665

ANALYTICAL RESULTS

Project: Honeywell BFC
Pace Project No.: 60196979

Sample: TWBD41506-02S-0623-1015 **Lab ID: 60196979006** Collected: 06/23/15 11:15 Received: 06/23/15 15:33 Matrix: Solid

Results reported on a "dry weight" basis and are adjusted for percent moisture, sample size and any dilutions.

Parameters	Results	Units	Report Limit	DF	Prepared	Analyzed	CAS No.	Qual
8260 MSV 5035A VOA	Analytical Method: EPA 8260							
Dibromomethane	ND	ug/kg	5.9	1		06/24/15 14:49	74-95-3	
1,2-Dichlorobenzene	ND	ug/kg	5.9	1		06/24/15 14:49	95-50-1	
1,3-Dichlorobenzene	ND	ug/kg	5.9	1		06/24/15 14:49	541-73-1	
1,4-Dichlorobenzene	ND	ug/kg	5.9	1		06/24/15 14:49	106-46-7	
Dichlorodifluoromethane	ND	ug/kg	5.9	1		06/24/15 14:49	75-71-8	
1,1-Dichloroethane	ND	ug/kg	5.9	1		06/24/15 14:49	75-34-3	
1,2-Dichloroethane	ND	ug/kg	5.9	1		06/24/15 14:49	107-06-2	
1,2-Dichloroethene (Total)	ND	ug/kg	5.9	1		06/24/15 14:49	540-59-0	
1,1-Dichloroethene	ND	ug/kg	5.9	1		06/24/15 14:49	75-35-4	
cis-1,2-Dichloroethene	ND	ug/kg	5.9	1		06/24/15 14:49	156-59-2	
trans-1,2-Dichloroethene	ND	ug/kg	5.9	1		06/24/15 14:49	156-60-5	
1,2-Dichloropropane	ND	ug/kg	5.9	1		06/24/15 14:49	78-87-5	
1,3-Dichloropropane	ND	ug/kg	5.9	1		06/24/15 14:49	142-28-9	
2,2-Dichloropropane	ND	ug/kg	5.9	1		06/24/15 14:49	594-20-7	
1,1-Dichloropropene	ND	ug/kg	5.9	1		06/24/15 14:49	563-58-6	
cis-1,3-Dichloropropene	ND	ug/kg	5.9	1		06/24/15 14:49	10061-01-5	
trans-1,3-Dichloropropene	ND	ug/kg	5.9	1		06/24/15 14:49	10061-02-6	
Ethylbenzene	ND	ug/kg	5.9	1		06/24/15 14:49	100-41-4	
Hexachloro-1,3-butadiene	ND	ug/kg	5.9	1		06/24/15 14:49	87-68-3	
2-Hexanone	ND	ug/kg	23.5	1		06/24/15 14:49	591-78-6	
Isopropylbenzene (Cumene)	ND	ug/kg	5.9	1		06/24/15 14:49	98-82-8	
p-Isopropyltoluene	ND	ug/kg	5.9	1		06/24/15 14:49	99-87-6	
Methylene chloride	ND	ug/kg	5.9	1		06/24/15 14:49	75-09-2	
4-Methyl-2-pentanone (MIBK)	ND	ug/kg	11.7	1		06/24/15 14:49	108-10-1	
Methyl-tert-butyl ether	ND	ug/kg	5.9	1		06/24/15 14:49	1634-04-4	
Naphthalene	ND	ug/kg	11.7	1		06/24/15 14:49	91-20-3	
n-Propylbenzene	ND	ug/kg	5.9	1		06/24/15 14:49	103-65-1	
Styrene	ND	ug/kg	5.9	1		06/24/15 14:49	100-42-5	
1,1,1,2-Tetrachloroethane	ND	ug/kg	5.9	1		06/24/15 14:49	630-20-6	
1,1,2,2-Tetrachloroethane	ND	ug/kg	5.9	1		06/24/15 14:49	79-34-5	
Tetrachloroethene	ND	ug/kg	5.9	1		06/24/15 14:49	127-18-4	
Toluene	ND	ug/kg	5.9	1		06/24/15 14:49	108-88-3	
1,2,3-Trichlorobenzene	ND	ug/kg	5.9	1		06/24/15 14:49	87-61-6	
1,2,4-Trichlorobenzene	ND	ug/kg	5.9	1		06/24/15 14:49	120-82-1	
1,1,1-Trichloroethane	ND	ug/kg	5.9	1		06/24/15 14:49	71-55-6	
1,1,2-Trichloroethane	ND	ug/kg	5.9	1		06/24/15 14:49	79-00-5	
Trichloroethene	ND	ug/kg	5.9	1		06/24/15 14:49	79-01-6	
Trichlorofluoromethane	ND	ug/kg	5.9	1		06/24/15 14:49	75-69-4	
1,2,3-Trichloropropane	ND	ug/kg	5.9	1		06/24/15 14:49	96-18-4	
1,2,4-Trimethylbenzene	ND	ug/kg	5.9	1		06/24/15 14:49	95-63-6	
1,3,5-Trimethylbenzene	ND	ug/kg	5.9	1		06/24/15 14:49	108-67-8	
Vinyl chloride	ND	ug/kg	5.9	1		06/24/15 14:49	75-01-4	
Xylene (Total)	ND	ug/kg	5.9	1		06/24/15 14:49	1330-20-7	
Surrogates								
Toluene-d8 (S)	98	%	82-137	1		06/24/15 14:49	2037-26-5	

REPORT OF LABORATORY ANALYSIS

This report shall not be reproduced, except in full,
without the written consent of Pace Analytical Services, Inc..

Pace Analytical Services, Inc.
9608 Loiret Blvd.
Lenexa, KS 66219
(913)599-5665

ANALYTICAL RESULTS

Project: Honeywell BFC
Pace Project No.: 60196979

Sample: TWBD41506-02S-0623-1015 **Lab ID: 60196979006** Collected: 06/23/15 11:15 Received: 06/23/15 15:33 Matrix: Solid

Results reported on a "dry weight" basis and are adjusted for percent moisture, sample size and any dilutions.

Parameters	Results	Units	Report Limit	DF	Prepared	Analyzed	CAS No.	Qual
8260 MSV 5035A VOA	Analytical Method: EPA 8260							
Surrogates								
4-Bromofluorobenzene (S)	100	%	82-119	1		06/24/15 14:49	460-00-4	
1,2-Dichloroethane-d4 (S)	105	%	81-142	1		06/24/15 14:49	17060-07-0	
Percent Moisture	Analytical Method: ASTM D2974							
Percent Moisture	**21.7**	%	0.50	1		06/24/15 00:00		

REPORT OF LABORATORY ANALYSIS

This report shall not be reproduced, except in full,
without the written consent of Pace Analytical Services, Inc..

Pace Analytical Services, Inc.
9608 Loiret Blvd.
Lenexa, KS 66219
(913)599-5665

ANALYTICAL RESULTS

Project: Honeywell BFC
Pace Project No.: 60196979

Sample: TWBD41506-03S-0623-05 **Lab ID: 60196979007** Collected: 06/23/15 11:40 Received: 06/23/15 15:33 Matrix: Solid

Results reported on a "dry weight" basis and are adjusted for percent moisture, sample size and any dilutions.

Parameters	Results	Units	Report Limit	DF	Prepared	Analyzed	CAS No.	Qual
8015B Diesel Range Organics	Analytical Method: EPA 8015B Preparation Method: EPA 3546							
TPH-DRO (C10-C28)	ND	mg/kg	12.1	1	07/01/15 00:00	07/06/15 15:14		
TPH-ORO (C28-C35)	ND	mg/kg	12.1	1	07/01/15 00:00	07/06/15 15:14		
Surrogates								
n-Tetracosane (S)	83	%	18-139	1	07/01/15 00:00	07/06/15 15:14	646-31-1	
p-Terphenyl (S)	82	%	51-120	1	07/01/15 00:00	07/06/15 15:14	92-94-4	
6010 MET ICP Red. Interference	Analytical Method: EPA 6010 Preparation Method: EPA 3050							
Aluminum	**21500**	mg/kg	6.9	1	06/26/15 15:00	06/30/15 13:50	7429-90-5	
Antimony	ND	mg/kg	0.93	1	06/26/15 15:00	06/30/15 13:50	7440-36-0	
Arsenic	**6.0**	mg/kg	0.93	1	06/26/15 15:00	06/30/15 13:50	7440-38-2	
Barium	**245**	mg/kg	0.93	1	06/26/15 15:00	06/30/15 13:50	7440-39-3	
Beryllium	**0.94**	mg/kg	0.093	1	06/26/15 15:00	06/30/15 13:50	7440-41-7	
Cadmium	ND	mg/kg	0.46	1	06/26/15 15:00	06/30/15 13:50	7440-43-9	
Calcium	**5610**	mg/kg	9.3	1	06/26/15 15:00	06/30/15 13:50	7440-70-2	
Chromium	**21.7**	mg/kg	0.46	1	06/26/15 15:00	06/30/15 13:50	7440-47-3	
Cobalt	**9.0**	mg/kg	0.46	1	06/26/15 15:00	06/30/15 13:50	7440-48-4	
Copper	**18.3**	mg/kg	0.93	1	06/26/15 15:00	06/30/15 13:50	7440-50-8	
Iron	**18700**	mg/kg	4.6	1	06/26/15 15:00	06/30/15 13:50	7439-89-6	
Lead	**11.7**	mg/kg	0.93	1	06/26/15 15:00	06/30/15 13:50	7439-92-1	
Magnesium	**2920**	mg/kg	4.6	1	06/26/15 15:00	08/14/15 12:34	7439-95-4	
Manganese	**615**	mg/kg	0.46	1	06/26/15 15:00	06/30/15 13:50	7439-96-5	
Nickel	**25.0**	mg/kg	0.46	1	06/26/15 15:00	06/30/15 13:50	7440-02-0	
Potassium	**2170**	mg/kg	46.3	1	06/26/15 15:00	06/30/15 13:50	7440-09-7	
Selenium	ND	mg/kg	1.4	1	06/26/15 15:00	06/30/15 13:50	7782-49-2	
Silver	ND	mg/kg	0.65	1	06/26/15 15:00	06/30/15 13:50	7440-22-4	
Sodium	**1530**	mg/kg	46.3	1	06/26/15 15:00	06/30/15 13:50	7440-23-5	
Thallium	ND	mg/kg	1.9	1	06/26/15 15:00	06/30/15 13:50	7440-28-0	
Vanadium	**37.8**	mg/kg	0.93	1	06/26/15 15:00	06/30/15 13:50	7440-62-2	
Zinc	**60.3**	mg/kg	9.3	1	06/26/15 15:00	06/30/15 13:50	7440-66-6	
7471 Mercury	Analytical Method: EPA 7471 Preparation Method: EPA 7471							
Mercury	ND	mg/kg	0.058	1	07/06/15 09:30	07/06/15 13:22	7439-97-6	
8270 MSSV Semivolatiles	Analytical Method: EPA 8270 Preparation Method: EPA 3546							
Acenaphthene	ND	ug/kg	404	1	07/01/15 00:00	07/06/15 12:47	83-32-9	
Acenaphthylene	ND	ug/kg	404	1	07/01/15 00:00	07/06/15 12:47	208-96-8	
Anthracene	ND	ug/kg	404	1	07/01/15 00:00	07/06/15 12:47	120-12-7	
Benzo(a)anthracene	ND	ug/kg	404	1	07/01/15 00:00	07/06/15 12:47	56-55-3	
Benzo(a)pyrene	ND	ug/kg	404	1	07/01/15 00:00	07/06/15 12:47	50-32-8	
Benzo(b)fluoranthene	ND	ug/kg	404	1	07/01/15 00:00	07/06/15 12:47	205-99-2	
Benzo(g,h,i)perylene	ND	ug/kg	404	1	07/01/15 00:00	07/06/15 12:47	191-24-2	
Benzo(k)fluoranthene	ND	ug/kg	404	1	07/01/15 00:00	07/06/15 12:47	207-08-9	
Benzoic acid	ND	ug/kg	2040	1	07/01/15 00:00	07/06/15 12:47	65-85-0	
Benzyl alcohol	ND	ug/kg	807	1	07/01/15 00:00	07/06/15 12:47	100-51-6	
4-Bromophenylphenyl ether	ND	ug/kg	404	1	07/01/15 00:00	07/06/15 12:47	101-55-3	

This report shall not be reproduced, except in full,
without the written consent of Pace Analytical Services, Inc..

Pace Analytical Services, Inc.
9608 Loiret Blvd.
Lenexa, KS 66219
(913)599-5665

ANALYTICAL RESULTS

Project: Honeywell BFC
Pace Project No.: 60196979

Sample: TWBD41506-03S-0623-05 **Lab ID: 60196979007** Collected: 06/23/15 11:40 Received: 06/23/15 15:33 Matrix: Solid

Results reported on a "dry weight" basis and are adjusted for percent moisture, sample size and any dilutions.

Parameters	Results	Units	Report Limit	DF	Prepared	Analyzed	CAS No.	Qual
8270 MSSV Semivolatiles	Analytical Method: EPA 8270 Preparation Method: EPA 3546							
Butylbenzylphthalate	ND	ug/kg	404	1	07/01/15 00:00	07/06/15 12:47	85-68-7	
Carbazole	ND	ug/kg	404	1	07/01/15 00:00	07/06/15 12:47	86-74-8	
4-Chloro-3-methylphenol	ND	ug/kg	807	1	07/01/15 00:00	07/06/15 12:47	59-50-7	
4-Chloroaniline	ND	ug/kg	807	1	07/01/15 00:00	07/06/15 12:47	106-47-8	
bis(2-Chloroethoxy)methane	ND	ug/kg	404	1	07/01/15 00:00	07/06/15 12:47	111-91-1	
bis(2-Chloroethyl) ether	ND	ug/kg	404	1	07/01/15 00:00	07/06/15 12:47	111-44-4	
bis(2-Chloroisopropyl) ether	ND	ug/kg	404	1	07/01/15 00:00	07/06/15 12:47	39638-32-9	
2-Chloronaphthalene	ND	ug/kg	404	1	07/01/15 00:00	07/06/15 12:47	91-58-7	
2-Chlorophenol	ND	ug/kg	404	1	07/01/15 00:00	07/06/15 12:47	95-57-8	
4-Chlorophenylphenyl ether	ND	ug/kg	404	1	07/01/15 00:00	07/06/15 12:47	7005-72-3	
Chrysene	ND	ug/kg	404	1	07/01/15 00:00	07/06/15 12:47	218-01-9	
Dibenz(a,h)anthracene	ND	ug/kg	404	1	07/01/15 00:00	07/06/15 12:47	53-70-3	
Dibenzofuran	ND	ug/kg	404	1	07/01/15 00:00	07/06/15 12:47	132-64-9	
1,2-Dichlorobenzene	ND	ug/kg	404	1	07/01/15 00:00	07/06/15 12:47	95-50-1	
1,3-Dichlorobenzene	ND	ug/kg	404	1	07/01/15 00:00	07/06/15 12:47	541-73-1	
1,4-Dichlorobenzene	ND	ug/kg	404	1	07/01/15 00:00	07/06/15 12:47	106-46-7	
3,3'-Dichlorobenzidine	ND	ug/kg	807	1	07/01/15 00:00	07/06/15 12:47	91-94-1	
2,4-Dichlorophenol	ND	ug/kg	404	1	07/01/15 00:00	07/06/15 12:47	120-83-2	
Diethylphthalate	ND	ug/kg	404	1	07/01/15 00:00	07/06/15 12:47	84-66-2	
2,4-Dimethylphenol	ND	ug/kg	404	1	07/01/15 00:00	07/06/15 12:47	105-67-9	
Dimethylphthalate	ND	ug/kg	404	1	07/01/15 00:00	07/06/15 12:47	131-11-3	
Di-n-butylphthalate	ND	ug/kg	404	1	07/01/15 00:00	07/06/15 12:47	84-74-2	
4,6-Dinitro-2-methylphenol	ND	ug/kg	2040	1	07/01/15 00:00	07/06/15 12:47	534-52-1	
2,4-Dinitrophenol	ND	ug/kg	2040	1	07/01/15 00:00	07/06/15 12:47	51-28-5	
2,4-Dinitrotoluene	ND	ug/kg	404	1	07/01/15 00:00	07/06/15 12:47	121-14-2	
2,6-Dinitrotoluene	ND	ug/kg	404	1	07/01/15 00:00	07/06/15 12:47	606-20-2	
Di-n-octylphthalate	ND	ug/kg	404	1	07/01/15 00:00	07/06/15 12:47	117-84-0	
bis(2-Ethylhexyl)phthalate	ND	ug/kg	404	1	07/01/15 00:00	07/06/15 12:47	117-81-7	
Fluoranthene	ND	ug/kg	404	1	07/01/15 00:00	07/06/15 12:47	206-44-0	
Fluorene	ND	ug/kg	404	1	07/01/15 00:00	07/06/15 12:47	86-73-7	
Hexachloro-1,3-butadiene	ND	ug/kg	404	1	07/01/15 00:00	07/06/15 12:47	87-68-3	
Hexachlorobenzene	ND	ug/kg	404	1	07/01/15 00:00	07/06/15 12:47	118-74-1	
Hexachlorocyclopentadiene	ND	ug/kg	404	1	07/01/15 00:00	07/06/15 12:47	77-47-4	
Hexachloroethane	ND	ug/kg	404	1	07/01/15 00:00	07/06/15 12:47	67-72-1	
Indeno(1,2,3-cd)pyrene	ND	ug/kg	404	1	07/01/15 00:00	07/06/15 12:47	193-39-5	
Isophorone	ND	ug/kg	404	1	07/01/15 00:00	07/06/15 12:47	78-59-1	
2-Methylnaphthalene	ND	ug/kg	404	1	07/01/15 00:00	07/06/15 12:47	91-57-6	
2-Methylphenol(o-Cresol)	ND	ug/kg	404	1	07/01/15 00:00	07/06/15 12:47	95-48-7	
3&4-Methylphenol(m&p Cresol)	ND	ug/kg	404	1	07/01/15 00:00	07/06/15 12:47		
Naphthalene	ND	ug/kg	404	1	07/01/15 00:00	07/06/15 12:47	91-20-3	
2-Nitroaniline	ND	ug/kg	807	1	07/01/15 00:00	07/06/15 12:47	88-74-4	
3-Nitroaniline	ND	ug/kg	807	1	07/01/15 00:00	07/06/15 12:47	99-09-2	
4-Nitroaniline	ND	ug/kg	807	1	07/01/15 00:00	07/06/15 12:47	100-01-6	
Nitrobenzene	ND	ug/kg	404	1	07/01/15 00:00	07/06/15 12:47	98-95-3	
2-Nitrophenol	ND	ug/kg	404	1	07/01/15 00:00	07/06/15 12:47	88-75-5	
4-Nitrophenol	ND	ug/kg	2040	1	07/01/15 00:00	07/06/15 12:47	100-02-7	

REPORT OF LABORATORY ANALYSIS

This report shall not be reproduced, except in full,
without the written consent of Pace Analytical Services, Inc..

Pace Analytical Services, Inc.
9608 Loiret Blvd.
Lenexa, KS 66219
(913)599-5665

ANALYTICAL RESULTS

Project: Honeywell BFC
Pace Project No.: 60196979

Sample: TWBD41506-03S-0623-05 **Lab ID: 60196979007** Collected: 06/23/15 11:40 Received: 06/23/15 15:33 Matrix: Solid

Results reported on a "dry weight" basis and are adjusted for percent moisture, sample size and any dilutions.

Parameters	Results	Units	Report Limit	DF	Prepared	Analyzed	CAS No.	Qual
8270 MSSV Semivolatiles	Analytical Method: EPA 8270 Preparation Method: EPA 3546							
N-Nitroso-di-n-propylamine	ND	ug/kg	404	1	07/01/15 00:00	07/06/15 12:47	621-64-7	
N-Nitrosodiphenylamine	ND	ug/kg	404	1	07/01/15 00:00	07/06/15 12:47	86-30-6	
Pentachlorophenol	ND	ug/kg	2040	1	07/01/15 00:00	07/06/15 12:47	87-86-5	
Phenanthrene	ND	ug/kg	404	1	07/01/15 00:00	07/06/15 12:47	85-01-8	
Phenol	ND	ug/kg	404	1	07/01/15 00:00	07/06/15 12:47	108-95-2	
Pyrene	ND	ug/kg	404	1	07/01/15 00:00	07/06/15 12:47	129-00-0	
Pyridine	ND	ug/kg	404	1	07/01/15 00:00	07/06/15 12:47	110-86-1	
1,2,4-Trichlorobenzene	ND	ug/kg	404	1	07/01/15 00:00	07/06/15 12:47	120-82-1	
2,4,5-Trichlorophenol	ND	ug/kg	404	1	07/01/15 00:00	07/06/15 12:47	95-95-4	
2,4,6-Trichlorophenol	ND	ug/kg	404	1	07/01/15 00:00	07/06/15 12:47	88-06-2	
Surrogates								
Nitrobenzene-d5 (S)	83	%	44-115	1	07/01/15 00:00	07/06/15 12:47	4165-60-0	
2-Fluorobiphenyl (S)	86	%	57-117	1	07/01/15 00:00	07/06/15 12:47	321-60-8	
Terphenyl-d14 (S)	98	%	45-129	1	07/01/15 00:00	07/06/15 12:47	1718-51-0	
Phenol-d6 (S)	86	%	46-104	1	07/01/15 00:00	07/06/15 12:47	13127-88-3	
2-Fluorophenol (S)	83	%	29-110	1	07/01/15 00:00	07/06/15 12:47	367-12-4	
2,4,6-Tribromophenol (S)	87	%	28-122	1	07/01/15 00:00	07/06/15 12:47	118-79-6	
8260 MSV GRO and Oxygenates	Analytical Method: EPA 5035A/8260							
TPH-GRO	ND	mg/kg	0.47	1		06/24/15 15:05		
8260 MSV 5035A VOA	Analytical Method: EPA 8260							
Acetone	ND	ug/kg	18.8	1		06/24/15 15:05	67-64-1	
Benzene	ND	ug/kg	4.7	1		06/24/15 15:05	71-43-2	
Bromobenzene	ND	ug/kg	4.7	1		06/24/15 15:05	108-86-1	
Bromochloromethane	ND	ug/kg	4.7	1		06/24/15 15:05	74-97-5	
Bromodichloromethane	ND	ug/kg	4.7	1		06/24/15 15:05	75-27-4	
Bromoform	ND	ug/kg	4.7	1		06/24/15 15:05	75-25-2	
Bromomethane	ND	ug/kg	4.7	1		06/24/15 15:05	74-83-9	
2-Butanone (MEK)	ND	ug/kg	9.4	1		06/24/15 15:05	78-93-3	
n-Butylbenzene	ND	ug/kg	4.7	1		06/24/15 15:05	104-51-8	
sec-Butylbenzene	ND	ug/kg	4.7	1		06/24/15 15:05	135-98-8	
tert-Butylbenzene	ND	ug/kg	4.7	1		06/24/15 15:05	98-06-6	
Carbon disulfide	ND	ug/kg	4.7	1		06/24/15 15:05	75-15-0	
Carbon tetrachloride	ND	ug/kg	4.7	1		06/24/15 15:05	56-23-5	
Chlorobenzene	ND	ug/kg	4.7	1		06/24/15 15:05	108-90-7	
Chloroethane	ND	ug/kg	4.7	1		06/24/15 15:05	75-00-3	
Chloroform	ND	ug/kg	4.7	1		06/24/15 15:05	67-66-3	
Chloromethane	ND	ug/kg	4.7	1		06/24/15 15:05	74-87-3	
2-Chlorotoluene	ND	ug/kg	4.7	1		06/24/15 15:05	95-49-8	
4-Chlorotoluene	ND	ug/kg	4.7	1		06/24/15 15:05	106-43-4	
1,2-Dibromo-3-chloropropane	ND	ug/kg	9.4	1		06/24/15 15:05	96-12-8	
Dibromochloromethane	ND	ug/kg	4.7	1		06/24/15 15:05	124-48-1	
1,2-Dibromoethane (EDB)	ND	ug/kg	4.7	1		06/24/15 15:05	106-93-4	
Dibromomethane	ND	ug/kg	4.7	1		06/24/15 15:05	74-95-3	
1,2-Dichlorobenzene	ND	ug/kg	4.7	1		06/24/15 15:05	95-50-1	

REPORT OF LABORATORY ANALYSIS

This report shall not be reproduced, except in full,
without the written consent of Pace Analytical Services, Inc..

Pace Analytical Services, Inc.
9608 Loiret Blvd.
Lenexa, KS 66219
(913)599-5665

ANALYTICAL RESULTS

Project: Honeywell BFC
Pace Project No.: 60196979

Sample: TWBD41506-03S-0623-05 **Lab ID: 60196979007** Collected: 06/23/15 11:40 Received: 06/23/15 15:33 Matrix: Solid

Results reported on a "dry weight" basis and are adjusted for percent moisture, sample size and any dilutions.

Parameters	Results	Units	Report Limit	DF	Prepared	Analyzed	CAS No.	Qual
8260 MSV 5035A VOA	Analytical Method: EPA 8260							
1,3-Dichlorobenzene	ND	ug/kg	4.7	1		06/24/15 15:05	541-73-1	
1,4-Dichlorobenzene	ND	ug/kg	4.7	1		06/24/15 15:05	106-46-7	
Dichlorodifluoromethane	ND	ug/kg	4.7	1		06/24/15 15:05	75-71-8	
1,1-Dichloroethane	ND	ug/kg	4.7	1		06/24/15 15:05	75-34-3	
1,2-Dichloroethane	ND	ug/kg	4.7	1		06/24/15 15:05	107-06-2	
1,2-Dichloroethene (Total)	ND	ug/kg	4.7	1		06/24/15 15:05	540-59-0	
1,1-Dichloroethene	ND	ug/kg	4.7	1		06/24/15 15:05	75-35-4	
cis-1,2-Dichloroethene	ND	ug/kg	4.7	1		06/24/15 15:05	156-59-2	
trans-1,2-Dichloroethene	ND	ug/kg	4.7	1		06/24/15 15:05	156-60-5	
1,2-Dichloropropane	ND	ug/kg	4.7	1		06/24/15 15:05	78-87-5	
1,3-Dichloropropane	ND	ug/kg	4.7	1		06/24/15 15:05	142-28-9	
2,2-Dichloropropane	ND	ug/kg	4.7	1		06/24/15 15:05	594-20-7	
1,1-Dichloropropene	ND	ug/kg	4.7	1		06/24/15 15:05	563-58-6	
cis-1,3-Dichloropropene	ND	ug/kg	4.7	1		06/24/15 15:05	10061-01-5	
trans-1,3-Dichloropropene	ND	ug/kg	4.7	1		06/24/15 15:05	10061-02-6	
Ethylbenzene	ND	ug/kg	4.7	1		06/24/15 15:05	100-41-4	
Hexachloro-1,3-butadiene	ND	ug/kg	4.7	1		06/24/15 15:05	87-68-3	
2-Hexanone	ND	ug/kg	18.8	1		06/24/15 15:05	591-78-6	
Isopropylbenzene (Cumene)	ND	ug/kg	4.7	1		06/24/15 15:05	98-82-8	
p-Isopropyltoluene	ND	ug/kg	4.7	1		06/24/15 15:05	99-87-6	
Methylene chloride	ND	ug/kg	4.7	1		06/24/15 15:05	75-09-2	
4-Methyl-2-pentanone (MIBK)	ND	ug/kg	9.4	1		06/24/15 15:05	108-10-1	
Methyl-tert-butyl ether	ND	ug/kg	4.7	1		06/24/15 15:05	1634-04-4	
Naphthalene	ND	ug/kg	9.4	1		06/24/15 15:05	91-20-3	
n-Propylbenzene	ND	ug/kg	4.7	1		06/24/15 15:05	103-65-1	
Styrene	ND	ug/kg	4.7	1		06/24/15 15:05	100-42-5	
1,1,1,2-Tetrachloroethane	ND	ug/kg	4.7	1		06/24/15 15:05	630-20-6	
1,1,2,2-Tetrachloroethane	ND	ug/kg	4.7	1		06/24/15 15:05	79-34-5	
Tetrachloroethene	ND	ug/kg	4.7	1		06/24/15 15:05	127-18-4	
Toluene	ND	ug/kg	4.7	1		06/24/15 15:05	108-88-3	
1,2,3-Trichlorobenzene	ND	ug/kg	4.7	1		06/24/15 15:05	87-61-6	
1,2,4-Trichlorobenzene	ND	ug/kg	4.7	1		06/24/15 15:05	120-82-1	
1,1,1-Trichloroethane	ND	ug/kg	4.7	1		06/24/15 15:05	71-55-6	
1,1,2-Trichloroethane	ND	ug/kg	4.7	1		06/24/15 15:05	79-00-5	
Trichloroethene	ND	ug/kg	4.7	1		06/24/15 15:05	79-01-6	
Trichlorofluoromethane	ND	ug/kg	4.7	1		06/24/15 15:05	75-69-4	
1,2,3-Trichloropropane	ND	ug/kg	4.7	1		06/24/15 15:05	96-18-4	
1,2,4-Trimethylbenzene	ND	ug/kg	4.7	1		06/24/15 15:05	95-63-6	
1,3,5-Trimethylbenzene	ND	ug/kg	4.7	1		06/24/15 15:05	108-67-8	
Vinyl chloride	ND	ug/kg	4.7	1		06/24/15 15:05	75-01-4	
Xylene (Total)	ND	ug/kg	4.7	1		06/24/15 15:05	1330-20-7	
Surrogates								
Toluene-d8 (S)	97	%	82-137	1		06/24/15 15:05	2037-26-5	
4-Bromofluorobenzene (S)	100	%	82-119	1		06/24/15 15:05	460-00-4	
1,2-Dichloroethane-d4 (S)	109	%	81-142	1		06/24/15 15:05	17060-07-0	

REPORT OF LABORATORY ANALYSIS

This report shall not be reproduced, except in full,
without the written consent of Pace Analytical Services, Inc..

Pace Analytical Services, Inc.
9608 Loiret Blvd.
Lenexa, KS 66219
(913)599-5665

ANALYTICAL RESULTS

Project: Honeywell BFC
Pace Project No.: 60196979

Sample: TWBD41506-03S-0623-05 **Lab ID: 60196979007** Collected: 06/23/15 11:40 Received: 06/23/15 15:33 Matrix: Solid

Results reported on a "dry weight" basis and are adjusted for percent moisture, sample size and any dilutions.

Parameters	Results	Units	Report Limit	DF	Prepared	Analyzed	CAS No.	Qual
Percent Moisture	Analytical Method: ASTM D2974							
Percent Moisture	**19.4**	%	0.50	1		06/24/15 00:00		

REPORT OF LABORATORY ANALYSIS

This report shall not be reproduced, except in full,
without the written consent of Pace Analytical Services, Inc..

Pace Analytical Services, Inc.
9608 Loiret Blvd.
Lenexa, KS 66219
(913)599-5665

ANALYTICAL RESULTS

Project: Honeywell BFC
Pace Project No.: 60196979

Sample: TWBD41506-03S-0623-510 **Lab ID: 60196979008** Collected: 06/23/15 11:55 Received: 06/23/15 15:33 Matrix: Solid

Results reported on a "dry weight" basis and are adjusted for percent moisture, sample size and any dilutions.

Parameters	Results	Units	Report Limit	DF	Prepared	Analyzed	CAS No.	Qual
8015B Diesel Range Organics	Analytical Method: EPA 8015B Preparation Method: EPA 3546							
TPH-DRO (C10-C28)	ND	mg/kg	12.5	1	07/01/15 00:00	07/06/15 15:21		
TPH-ORO (C28-C35)	ND	mg/kg	12.5	1	07/01/15 00:00	07/06/15 15:21		
Surrogates								
n-Tetracosane (S)	85	%	18-139	1	07/01/15 00:00	07/06/15 15:21	646-31-1	
p-Terphenyl (S)	79	%	51-120	1	07/01/15 00:00	07/06/15 15:21	92-94-4	
6010 MET ICP Red. Interference	Analytical Method: EPA 6010 Preparation Method: EPA 3050							
Aluminum	**20400**	mg/kg	7.6	1	06/26/15 15:00	06/30/15 13:52	7429-90-5	
Antimony	ND	mg/kg	1.0	1	06/26/15 15:00	06/30/15 13:52	7440-36-0	
Arsenic	**10.5**	mg/kg	1.0	1	06/26/15 15:00	06/30/15 13:52	7440-38-2	
Barium	**703**	mg/kg	1.0	1	06/26/15 15:00	06/30/15 13:52	7440-39-3	
Beryllium	**0.88**	mg/kg	0.10	1	06/26/15 15:00	06/30/15 13:52	7440-41-7	
Boron	ND	mg/kg	10.2	1	06/26/15 15:00	06/30/15 13:52	7440-42-8	
Cadmium	ND	mg/kg	0.51	1	06/26/15 15:00	06/30/15 13:52	7440-43-9	
Calcium	**6240**	mg/kg	10.2	1	06/26/15 15:00	06/30/15 13:52	7440-70-2	
Chromium	**23.0**	mg/kg	0.51	1	06/26/15 15:00	06/30/15 13:52	7440-47-3	
Cobalt	**10.3**	mg/kg	0.51	1	06/26/15 15:00	06/30/15 13:52	7440-48-4	
Copper	**16.1**	mg/kg	1.0	1	06/26/15 15:00	06/30/15 13:52	7440-50-8	
Iron	**19700**	mg/kg	5.1	1	06/26/15 15:00	06/30/15 13:52	7439-89-6	
Lead	**12.9**	mg/kg	1.0	1	06/26/15 15:00	06/30/15 13:52	7439-92-1	
Magnesium	**2890**	mg/kg	5.1	1	06/26/15 15:00	08/14/15 12:38	7439-95-4	
Manganese	**787**	mg/kg	0.51	1	06/26/15 15:00	06/30/15 13:52	7439-96-5	
Nickel	**24.3**	mg/kg	0.51	1	06/26/15 15:00	06/30/15 13:52	7440-02-0	
Potassium	**2620**	mg/kg	51.0	1	06/26/15 15:00	06/30/15 13:52	7440-09-7	
Selenium	ND	mg/kg	1.5	1	06/26/15 15:00	06/30/15 13:52	7782-49-2	
Silver	ND	mg/kg	0.71	1	06/26/15 15:00	06/30/15 13:52	7440-22-4	
Sodium	**400**	mg/kg	51.0	1	06/26/15 15:00	06/30/15 13:52	7440-23-5	
Thallium	ND	mg/kg	2.0	1	06/26/15 15:00	06/30/15 13:52	7440-28-0	
Vanadium	**47.0**	mg/kg	1.0	1	06/26/15 15:00	06/30/15 13:52	7440-62-2	
Zinc	**57.8**	mg/kg	10.2	1	06/26/15 15:00	06/30/15 13:52	7440-66-6	
7471 Mercury	Analytical Method: EPA 7471 Preparation Method: EPA 7471							
Mercury	ND	mg/kg	0.045	1	07/06/15 09:30	07/06/15 13:24	7439-97-6	
8270 MSSV Semivolatiles	Analytical Method: EPA 8270 Preparation Method: EPA 3546							
Acenaphthene	ND	ug/kg	413	1	07/01/15 00:00	07/06/15 13:08	83-32-9	
Acenaphthylene	ND	ug/kg	413	1	07/01/15 00:00	07/06/15 13:08	208-96-8	
Anthracene	ND	ug/kg	413	1	07/01/15 00:00	07/06/15 13:08	120-12-7	
Benzo(a)anthracene	ND	ug/kg	413	1	07/01/15 00:00	07/06/15 13:08	56-55-3	
Benzo(a)pyrene	ND	ug/kg	413	1	07/01/15 00:00	07/06/15 13:08	50-32-8	
Benzo(b)fluoranthene	ND	ug/kg	413	1	07/01/15 00:00	07/06/15 13:08	205-99-2	
Benzo(g,h,i)perylene	ND	ug/kg	413	1	07/01/15 00:00	07/06/15 13:08	191-24-2	
Benzo(k)fluoranthene	ND	ug/kg	413	1	07/01/15 00:00	07/06/15 13:08	207-08-9	
Benzoic acid	ND	ug/kg	2090	1	07/01/15 00:00	07/06/15 13:08	65-85-0	
Benzyl alcohol	ND	ug/kg	826	1	07/01/15 00:00	07/06/15 13:08	100-51-6	

This report shall not be reproduced, except in full,
without the written consent of Pace Analytical Services, Inc..

Pace Analytical Services, Inc.
9608 Loiret Blvd.
Lenexa, KS 66219
(913)599-5665

ANALYTICAL RESULTS

Project: Honeywell BFC
Pace Project No.: 60196979

Sample: TWBD41506-03S-0623-510 **Lab ID: 60196979008** Collected: 06/23/15 11:55 Received: 06/23/15 15:33 Matrix: Solid

Results reported on a "dry weight" basis and are adjusted for percent moisture, sample size and any dilutions.

Parameters	Results	Units	Report Limit	DF	Prepared	Analyzed	CAS No.	Qual
8270 MSSV Semivolatiles	Analytical Method: EPA 8270 Preparation Method: EPA 3546							
4-Bromophenylphenyl ether	ND	ug/kg	413	1	07/01/15 00:00	07/06/15 13:08	101-55-3	
Butylbenzylphthalate	ND	ug/kg	413	1	07/01/15 00:00	07/06/15 13:08	85-68-7	
Carbazole	ND	ug/kg	413	1	07/01/15 00:00	07/06/15 13:08	86-74-8	
4-Chloro-3-methylphenol	ND	ug/kg	826	1	07/01/15 00:00	07/06/15 13:08	59-50-7	
4-Chloroaniline	ND	ug/kg	826	1	07/01/15 00:00	07/06/15 13:08	106-47-8	
bis(2-Chloroethoxy)methane	ND	ug/kg	413	1	07/01/15 00:00	07/06/15 13:08	111-91-1	
bis(2-Chloroethyl) ether	ND	ug/kg	413	1	07/01/15 00:00	07/06/15 13:08	111-44-4	
bis(2-Chloroisopropyl) ether	ND	ug/kg	413	1	07/01/15 00:00	07/06/15 13:08	39638-32-9	
2-Chloronaphthalene	ND	ug/kg	413	1	07/01/15 00:00	07/06/15 13:08	91-58-7	
2-Chlorophenol	ND	ug/kg	413	1	07/01/15 00:00	07/06/15 13:08	95-57-8	
4-Chlorophenylphenyl ether	ND	ug/kg	413	1	07/01/15 00:00	07/06/15 13:08	7005-72-3	
Chrysene	ND	ug/kg	413	1	07/01/15 00:00	07/06/15 13:08	218-01-9	
Dibenz(a,h)anthracene	ND	ug/kg	413	1	07/01/15 00:00	07/06/15 13:08	53-70-3	
Dibenzofuran	ND	ug/kg	413	1	07/01/15 00:00	07/06/15 13:08	132-64-9	
1,2-Dichlorobenzene	ND	ug/kg	413	1	07/01/15 00:00	07/06/15 13:08	95-50-1	
1,3-Dichlorobenzene	ND	ug/kg	413	1	07/01/15 00:00	07/06/15 13:08	541-73-1	
1,4-Dichlorobenzene	ND	ug/kg	413	1	07/01/15 00:00	07/06/15 13:08	106-46-7	
3,3'-Dichlorobenzidine	ND	ug/kg	826	1	07/01/15 00:00	07/06/15 13:08	91-94-1	
2,4-Dichlorophenol	ND	ug/kg	413	1	07/01/15 00:00	07/06/15 13:08	120-83-2	
Diethylphthalate	ND	ug/kg	413	1	07/01/15 00:00	07/06/15 13:08	84-66-2	
2,4-Dimethylphenol	ND	ug/kg	413	1	07/01/15 00:00	07/06/15 13:08	105-67-9	
Dimethylphthalate	ND	ug/kg	413	1	07/01/15 00:00	07/06/15 13:08	131-11-3	
Di-n-butylphthalate	ND	ug/kg	413	1	07/01/15 00:00	07/06/15 13:08	84-74-2	
4,6-Dinitro-2-methylphenol	ND	ug/kg	2090	1	07/01/15 00:00	07/06/15 13:08	534-52-1	
2,4-Dinitrophenol	ND	ug/kg	2090	1	07/01/15 00:00	07/06/15 13:08	51-28-5	
2,4-Dinitrotoluene	ND	ug/kg	413	1	07/01/15 00:00	07/06/15 13:08	121-14-2	
2,6-Dinitrotoluene	ND	ug/kg	413	1	07/01/15 00:00	07/06/15 13:08	606-20-2	
Di-n-octylphthalate	ND	ug/kg	413	1	07/01/15 00:00	07/06/15 13:08	117-84-0	
bis(2-Ethylhexyl)phthalate	ND	ug/kg	413	1	07/01/15 00:00	07/06/15 13:08	117-81-7	
Fluoranthene	ND	ug/kg	413	1	07/01/15 00:00	07/06/15 13:08	206-44-0	
Fluorene	ND	ug/kg	413	1	07/01/15 00:00	07/06/15 13:08	86-73-7	
Hexachloro-1,3-butadiene	ND	ug/kg	413	1	07/01/15 00:00	07/06/15 13:08	87-68-3	
Hexachlorobenzene	ND	ug/kg	413	1	07/01/15 00:00	07/06/15 13:08	118-74-1	
Hexachlorocyclopentadiene	ND	ug/kg	413	1	07/01/15 00:00	07/06/15 13:08	77-47-4	
Hexachloroethane	ND	ug/kg	413	1	07/01/15 00:00	07/06/15 13:08	67-72-1	
Indeno(1,2,3-cd)pyrene	ND	ug/kg	413	1	07/01/15 00:00	07/06/15 13:08	193-39-5	
Isophorone	ND	ug/kg	413	1	07/01/15 00:00	07/06/15 13:08	78-59-1	
2-Methylnaphthalene	ND	ug/kg	413	1	07/01/15 00:00	07/06/15 13:08	91-57-6	
2-Methylphenol(o-Cresol)	ND	ug/kg	413	1	07/01/15 00:00	07/06/15 13:08	95-48-7	
3&4-Methylphenol(m&p Cresol)	ND	ug/kg	413	1	07/01/15 00:00	07/06/15 13:08		
Naphthalene	ND	ug/kg	413	1	07/01/15 00:00	07/06/15 13:08	91-20-3	
2-Nitroaniline	ND	ug/kg	826	1	07/01/15 00:00	07/06/15 13:08	88-74-4	
3-Nitroaniline	ND	ug/kg	826	1	07/01/15 00:00	07/06/15 13:08	99-09-2	
4-Nitroaniline	ND	ug/kg	826	1	07/01/15 00:00	07/06/15 13:08	100-01-6	
Nitrobenzene	ND	ug/kg	413	1	07/01/15 00:00	07/06/15 13:08	98-95-3	
2-Nitrophenol	ND	ug/kg	413	1	07/01/15 00:00	07/06/15 13:08	88-75-5	

REPORT OF LABORATORY ANALYSIS

This report shall not be reproduced, except in full,
without the written consent of Pace Analytical Services, Inc..

Pace Analytical Services, Inc.
9608 Loiret Blvd.
Lenexa, KS 66219
(913)599-5665

ANALYTICAL RESULTS

Project: Honeywell BFC
Pace Project No.: 60196979

Sample: TWBD41506-03S-0623-510 **Lab ID: 60196979008** Collected: 06/23/15 11:55 Received: 06/23/15 15:33 Matrix: Solid

Results reported on a "dry weight" basis and are adjusted for percent moisture, sample size and any dilutions.

Parameters	Results	Units	Report Limit	DF	Prepared	Analyzed	CAS No.	Qual
8270 MSSV Semivolatiles	Analytical Method: EPA 8270 Preparation Method: EPA 3546							
4-Nitrophenol	ND	ug/kg	2090	1	07/01/15 00:00	07/06/15 13:08	100-02-7	
N-Nitroso-di-n-propylamine	ND	ug/kg	413	1	07/01/15 00:00	07/06/15 13:08	621-64-7	
N-Nitrosodiphenylamine	ND	ug/kg	413	1	07/01/15 00:00	07/06/15 13:08	86-30-6	
Pentachlorophenol	ND	ug/kg	2090	1	07/01/15 00:00	07/06/15 13:08	87-86-5	
Phenanthrene	ND	ug/kg	413	1	07/01/15 00:00	07/06/15 13:08	85-01-8	
Phenol	ND	ug/kg	413	1	07/01/15 00:00	07/06/15 13:08	108-95-2	
Pyrene	ND	ug/kg	413	1	07/01/15 00:00	07/06/15 13:08	129-00-0	
Pyridine	ND	ug/kg	413	1	07/01/15 00:00	07/06/15 13:08	110-86-1	
1,2,4-Trichlorobenzene	ND	ug/kg	413	1	07/01/15 00:00	07/06/15 13:08	120-82-1	
2,4,5-Trichlorophenol	ND	ug/kg	413	1	07/01/15 00:00	07/06/15 13:08	95-95-4	
2,4,6-Trichlorophenol	ND	ug/kg	413	1	07/01/15 00:00	07/06/15 13:08	88-06-2	
Surrogates								
Nitrobenzene-d5 (S)	82	%	44-115	1	07/01/15 00:00	07/06/15 13:08	4165-60-0	
2-Fluorobiphenyl (S)	87	%	57-117	1	07/01/15 00:00	07/06/15 13:08	321-60-8	
Terphenyl-d14 (S)	97	%	45-129	1	07/01/15 00:00	07/06/15 13:08	1718-51-0	
Phenol-d6 (S)	84	%	46-104	1	07/01/15 00:00	07/06/15 13:08	13127-88-3	
2-Fluorophenol (S)	81	%	29-110	1	07/01/15 00:00	07/06/15 13:08	367-12-4	
2,4,6-Tribromophenol (S)	88	%	28-122	1	07/01/15 00:00	07/06/15 13:08	118-79-6	
8260 MSV GRO and Oxygenates	Analytical Method: EPA 5035A/8260							
TPH-GRO	ND	mg/kg	0.51	1		06/24/15 15:20		
8260 MSV 5035A VOA	Analytical Method: EPA 8260							
Acetone	ND	ug/kg	20.6	1		06/24/15 15:20	67-64-1	
Benzene	ND	ug/kg	5.1	1		06/24/15 15:20	71-43-2	
Bromobenzene	ND	ug/kg	5.1	1		06/24/15 15:20	108-86-1	
Bromochloromethane	ND	ug/kg	5.1	1		06/24/15 15:20	74-97-5	
Bromodichloromethane	ND	ug/kg	5.1	1		06/24/15 15:20	75-27-4	
Bromoform	ND	ug/kg	5.1	1		06/24/15 15:20	75-25-2	
Bromomethane	ND	ug/kg	5.1	1		06/24/15 15:20	74-83-9	
2-Butanone (MEK)	ND	ug/kg	10.3	1		06/24/15 15:20	78-93-3	
n-Butylbenzene	ND	ug/kg	5.1	1		06/24/15 15:20	104-51-8	
sec-Butylbenzene	ND	ug/kg	5.1	1		06/24/15 15:20	135-98-8	
tert-Butylbenzene	ND	ug/kg	5.1	1		06/24/15 15:20	98-06-6	
Carbon disulfide	ND	ug/kg	5.1	1		06/24/15 15:20	75-15-0	
Carbon tetrachloride	ND	ug/kg	5.1	1		06/24/15 15:20	56-23-5	
Chlorobenzene	ND	ug/kg	5.1	1		06/24/15 15:20	108-90-7	
Chloroethane	ND	ug/kg	5.1	1		06/24/15 15:20	75-00-3	
Chloroform	ND	ug/kg	5.1	1		06/24/15 15:20	67-66-3	
Chloromethane	ND	ug/kg	5.1	1		06/24/15 15:20	74-87-3	
2-Chlorotoluene	ND	ug/kg	5.1	1		06/24/15 15:20	95-49-8	
4-Chlorotoluene	ND	ug/kg	5.1	1		06/24/15 15:20	106-43-4	
1,2-Dibromo-3-chloropropane	ND	ug/kg	10.3	1		06/24/15 15:20	96-12-8	
Dibromochloromethane	ND	ug/kg	5.1	1		06/24/15 15:20	124-48-1	
1,2-Dibromoethane (EDB)	ND	ug/kg	5.1	1		06/24/15 15:20	106-93-4	
Dibromomethane	ND	ug/kg	5.1	1		06/24/15 15:20	74-95-3	

This report shall not be reproduced, except in full,
without the written consent of Pace Analytical Services, Inc..

Pace Analytical Services, Inc.
9608 Loiret Blvd.
Lenexa, KS 66219
(913)599-5665

ANALYTICAL RESULTS

Project: Honeywell BFC
Pace Project No.: 60196979

Sample: TWBD41506-03S-0623-510 **Lab ID: 60196979008** Collected: 06/23/15 11:55 Received: 06/23/15 15:33 Matrix: Solid

Results reported on a "dry weight" basis and are adjusted for percent moisture, sample size and any dilutions.

Parameters	Results	Units	Report Limit	DF	Prepared	Analyzed	CAS No.	Qual
8260 MSV 5035A VOA	Analytical Method: EPA 8260							
1,2-Dichlorobenzene	ND	ug/kg	5.1	1		06/24/15 15:20	95-50-1	
1,3-Dichlorobenzene	ND	ug/kg	5.1	1		06/24/15 15:20	541-73-1	
1,4-Dichlorobenzene	ND	ug/kg	5.1	1		06/24/15 15:20	106-46-7	
Dichlorodifluoromethane	ND	ug/kg	5.1	1		06/24/15 15:20	75-71-8	
1,1-Dichloroethane	ND	ug/kg	5.1	1		06/24/15 15:20	75-34-3	
1,2-Dichloroethane	ND	ug/kg	5.1	1		06/24/15 15:20	107-06-2	
1,2-Dichloroethene (Total)	ND	ug/kg	5.1	1		06/24/15 15:20	540-59-0	
1,1-Dichloroethene	ND	ug/kg	5.1	1		06/24/15 15:20	75-35-4	
cis-1,2-Dichloroethene	ND	ug/kg	5.1	1		06/24/15 15:20	156-59-2	
trans-1,2-Dichloroethene	ND	ug/kg	5.1	1		06/24/15 15:20	156-60-5	
1,2-Dichloropropane	ND	ug/kg	5.1	1		06/24/15 15:20	78-87-5	
1,3-Dichloropropane	ND	ug/kg	5.1	1		06/24/15 15:20	142-28-9	
2,2-Dichloropropane	ND	ug/kg	5.1	1		06/24/15 15:20	594-20-7	
1,1-Dichloropropene	ND	ug/kg	5.1	1		06/24/15 15:20	563-58-6	
cis-1,3-Dichloropropene	ND	ug/kg	5.1	1		06/24/15 15:20	10061-01-5	
trans-1,3-Dichloropropene	ND	ug/kg	5.1	1		06/24/15 15:20	10061-02-6	
Ethylbenzene	ND	ug/kg	5.1	1		06/24/15 15:20	100-41-4	
Hexachloro-1,3-butadiene	ND	ug/kg	5.1	1		06/24/15 15:20	87-68-3	
2-Hexanone	ND	ug/kg	20.6	1		06/24/15 15:20	591-78-6	
Isopropylbenzene (Cumene)	ND	ug/kg	5.1	1		06/24/15 15:20	98-82-8	
p-Isopropyltoluene	ND	ug/kg	5.1	1		06/24/15 15:20	99-87-6	
Methylene chloride	ND	ug/kg	5.1	1		06/24/15 15:20	75-09-2	
4-Methyl-2-pentanone (MIBK)	ND	ug/kg	10.3	1		06/24/15 15:20	108-10-1	
Methyl-tert-butyl ether	ND	ug/kg	5.1	1		06/24/15 15:20	1634-04-4	
Naphthalene	ND	ug/kg	10.3	1		06/24/15 15:20	91-20-3	
n-Propylbenzene	ND	ug/kg	5.1	1		06/24/15 15:20	103-65-1	
Styrene	ND	ug/kg	5.1	1		06/24/15 15:20	100-42-5	
1,1,1,2-Tetrachloroethane	ND	ug/kg	5.1	1		06/24/15 15:20	630-20-6	
1,1,2,2-Tetrachloroethane	ND	ug/kg	5.1	1		06/24/15 15:20	79-34-5	
Tetrachloroethene	ND	ug/kg	5.1	1		06/24/15 15:20	127-18-4	
Toluene	ND	ug/kg	5.1	1		06/24/15 15:20	108-88-3	
1,2,3-Trichlorobenzene	ND	ug/kg	5.1	1		06/24/15 15:20	87-61-6	
1,2,4-Trichlorobenzene	ND	ug/kg	5.1	1		06/24/15 15:20	120-82-1	
1,1,1-Trichloroethane	ND	ug/kg	5.1	1		06/24/15 15:20	71-55-6	
1,1,2-Trichloroethane	ND	ug/kg	5.1	1		06/24/15 15:20	79-00-5	
Trichloroethene	ND	ug/kg	5.1	1		06/24/15 15:20	79-01-6	
Trichlorofluoromethane	ND	ug/kg	5.1	1		06/24/15 15:20	75-69-4	
1,2,3-Trichloropropane	ND	ug/kg	5.1	1		06/24/15 15:20	96-18-4	
1,2,4-Trimethylbenzene	ND	ug/kg	5.1	1		06/24/15 15:20	95-63-6	
1,3,5-Trimethylbenzene	ND	ug/kg	5.1	1		06/24/15 15:20	108-67-8	
Vinyl chloride	ND	ug/kg	5.1	1		06/24/15 15:20	75-01-4	
Xylene (Total)	ND	ug/kg	5.1	1		06/24/15 15:20	1330-20-7	
Surrogates								
Toluene-d8 (S)	98	%	82-137	1		06/24/15 15:20	2037-26-5	
4-Bromofluorobenzene (S)	100	%	82-119	1		06/24/15 15:20	460-00-4	
1,2-Dichloroethane-d4 (S)	107	%	81-142	1		06/24/15 15:20	17060-07-0	

REPORT OF LABORATORY ANALYSIS

This report shall not be reproduced, except in full,
without the written consent of Pace Analytical Services, Inc..

Pace Analytical Services, Inc.
9608 Loiret Blvd.
Lenexa, KS 66219
(913)599-5665

ANALYTICAL RESULTS

Project: Honeywell BFC
Pace Project No.: 60196979

Sample: TWBD41506-03S-0623-510 **Lab ID: 60196979008** Collected: 06/23/15 11:55 Received: 06/23/15 15:33 Matrix: Solid

Results reported on a "dry weight" basis and are adjusted for percent moisture, sample size and any dilutions.

Parameters	Results	Units	Report Limit	DF	Prepared	Analyzed	CAS No.	Qual
Percent Moisture	Analytical Method: ASTM D2974							
Percent Moisture	**20.9**	%	0.50	1		06/24/15 00:00		

REPORT OF LABORATORY ANALYSIS

This report shall not be reproduced, except in full,
without the written consent of Pace Analytical Services, Inc..

Pace Analytical Services, Inc.
9608 Loiret Blvd.
Lenexa, KS 66219
(913)599-5665

ANALYTICAL RESULTS

Project: Honeywell BFC
Pace Project No.: 60196979

Sample: TWBD41506-03S-0623-1015 **Lab ID: 60196979009** Collected: 06/23/15 12:10 Received: 06/23/15 15:33 Matrix: Solid

Results reported on a "dry weight" basis and are adjusted for percent moisture, sample size and any dilutions.

Parameters	Results	Units	Report Limit	DF	Prepared	Analyzed	CAS No.	Qual
8015B Diesel Range Organics	Analytical Method: EPA 8015B Preparation Method: EPA 3546							
TPH-DRO (C10-C28)	ND	mg/kg	12.8	1	07/01/15 00:00	07/06/15 15:29		
TPH-ORO (C28-C35)	ND	mg/kg	12.8	1	07/01/15 00:00	07/06/15 15:29		
Surrogates								
n-Tetracosane (S)	80	%	18-139	1	07/01/15 00:00	07/06/15 15:29	646-31-1	
p-Terphenyl (S)	78	%	51-120	1	07/01/15 00:00	07/06/15 15:29	92-94-4	
6010 MET ICP Red. Interference	Analytical Method: EPA 6010 Preparation Method: EPA 3050							
Aluminum	**17200**	mg/kg	6.2	1	06/26/15 15:00	06/30/15 13:55	7429-90-5	
Antimony	ND	mg/kg	0.83	1	06/26/15 15:00	06/30/15 13:55	7440-36-0	
Arsenic	**9.4**	mg/kg	0.83	1	06/26/15 15:00	06/30/15 13:55	7440-38-2	
Barium	**287**	mg/kg	0.83	1	06/26/15 15:00	06/30/15 13:55	7440-39-3	
Beryllium	**0.85**	mg/kg	0.083	1	06/26/15 15:00	06/30/15 13:55	7440-41-7	
Cadmium	**0.90**	mg/kg	0.42	1	06/26/15 15:00	06/30/15 13:55	7440-43-9	
Calcium	**12700**	mg/kg	8.3	1	06/26/15 15:00	06/30/15 13:55	7440-70-2	
Chromium	**26.5**	mg/kg	0.42	1	06/26/15 15:00	06/30/15 13:55	7440-47-3	
Cobalt	**16.0**	mg/kg	0.42	1	06/26/15 15:00	06/30/15 13:55	7440-48-4	
Copper	**17.3**	mg/kg	0.83	1	06/26/15 15:00	06/30/15 13:55	7440-50-8	
Iron	**18100**	mg/kg	4.2	1	06/26/15 15:00	06/30/15 13:55	7439-89-6	
Lead	**19.8**	mg/kg	0.83	1	06/26/15 15:00	06/30/15 13:55	7439-92-1	
Magnesium	**2090**	mg/kg	4.2	1	06/26/15 15:00	08/14/15 12:41	7439-95-4	
Manganese	**1370**	mg/kg	0.42	1	06/26/15 15:00	06/30/15 13:55	7439-96-5	
Nickel	**37.2**	mg/kg	0.42	1	06/26/15 15:00	06/30/15 13:55	7440-02-0	
Potassium	**2340**	mg/kg	41.5	1	06/26/15 15:00	06/30/15 13:55	7440-09-7	
Selenium	ND	mg/kg	1.2	1	06/26/15 15:00	06/30/15 13:55	7782-49-2	
Silver	ND	mg/kg	0.58	1	06/26/15 15:00	06/30/15 13:55	7440-22-4	
Sodium	**505**	mg/kg	41.5	1	06/26/15 15:00	06/30/15 13:55	7440-23-5	
Thallium	ND	mg/kg	1.7	1	06/26/15 15:00	06/30/15 13:55	7440-28-0	
Vanadium	**43.1**	mg/kg	0.83	1	06/26/15 15:00	06/30/15 13:55	7440-62-2	
Zinc	**103**	mg/kg	8.3	1	06/26/15 15:00	06/30/15 13:55	7440-66-6	
7471 Mercury	Analytical Method: EPA 7471 Preparation Method: EPA 7471							
Mercury	ND	mg/kg	0.046	1	07/06/15 09:30	07/06/15 13:26	7439-97-6	
8270 MSSV Semivolatiles	Analytical Method: EPA 8270 Preparation Method: EPA 3546							
Acenaphthene	ND	ug/kg	412	1	07/01/15 00:00	07/06/15 13:29	83-32-9	
Acenaphthylene	ND	ug/kg	412	1	07/01/15 00:00	07/06/15 13:29	208-96-8	
Anthracene	ND	ug/kg	412	1	07/01/15 00:00	07/06/15 13:29	120-12-7	
Benzo(a)anthracene	ND	ug/kg	412	1	07/01/15 00:00	07/06/15 13:29	56-55-3	
Benzo(a)pyrene	ND	ug/kg	412	1	07/01/15 00:00	07/06/15 13:29	50-32-8	
Benzo(b)fluoranthene	ND	ug/kg	412	1	07/01/15 00:00	07/06/15 13:29	205-99-2	
Benzo(g,h,i)perylene	ND	ug/kg	412	1	07/01/15 00:00	07/06/15 13:29	191-24-2	
Benzo(k)fluoranthene	ND	ug/kg	412	1	07/01/15 00:00	07/06/15 13:29	207-08-9	
Benzoic acid	ND	ug/kg	2090	1	07/01/15 00:00	07/06/15 13:29	65-85-0	
Benzyl alcohol	ND	ug/kg	825	1	07/01/15 00:00	07/06/15 13:29	100-51-6	
4-Bromophenylphenyl ether	ND	ug/kg	412	1	07/01/15 00:00	07/06/15 13:29	101-55-3	

REPORT OF LABORATORY ANALYSIS

This report shall not be reproduced, except in full,
without the written consent of Pace Analytical Services, Inc..

Pace Analytical Services, Inc.
9608 Loiret Blvd.
Lenexa, KS 66219
(913)599-5665

ANALYTICAL RESULTS

Project: Honeywell BFC
Pace Project No.: 60196979

Sample: TWBD41506-03S-0623-1015 **Lab ID: 60196979009** Collected: 06/23/15 12:10 Received: 06/23/15 15:33 Matrix: Solid

Results reported on a "dry weight" basis and are adjusted for percent moisture, sample size and any dilutions.

Parameters	Results	Units	Report Limit	DF	Prepared	Analyzed	CAS No.	Qual
8270 MSSV Semivolatiles	Analytical Method: EPA 8270 Preparation Method: EPA 3546							
Butylbenzylphthalate	ND	ug/kg	412	1	07/01/15 00:00	07/06/15 13:29	85-68-7	
Carbazole	ND	ug/kg	412	1	07/01/15 00:00	07/06/15 13:29	86-74-8	
4-Chloro-3-methylphenol	ND	ug/kg	825	1	07/01/15 00:00	07/06/15 13:29	59-50-7	
4-Chloroaniline	ND	ug/kg	825	1	07/01/15 00:00	07/06/15 13:29	106-47-8	
bis(2-Chloroethoxy)methane	ND	ug/kg	412	1	07/01/15 00:00	07/06/15 13:29	111-91-1	
bis(2-Chloroethyl) ether	ND	ug/kg	412	1	07/01/15 00:00	07/06/15 13:29	111-44-4	
bis(2-Chloroisopropyl) ether	ND	ug/kg	412	1	07/01/15 00:00	07/06/15 13:29	39638-32-9	
2-Chloronaphthalene	ND	ug/kg	412	1	07/01/15 00:00	07/06/15 13:29	91-58-7	
2-Chlorophenol	ND	ug/kg	412	1	07/01/15 00:00	07/06/15 13:29	95-57-8	
4-Chlorophenylphenyl ether	ND	ug/kg	412	1	07/01/15 00:00	07/06/15 13:29	7005-72-3	
Chrysene	ND	ug/kg	412	1	07/01/15 00:00	07/06/15 13:29	218-01-9	
Dibenz(a,h)anthracene	ND	ug/kg	412	1	07/01/15 00:00	07/06/15 13:29	53-70-3	
Dibenzofuran	ND	ug/kg	412	1	07/01/15 00:00	07/06/15 13:29	132-64-9	
1,2-Dichlorobenzene	ND	ug/kg	412	1	07/01/15 00:00	07/06/15 13:29	95-50-1	
1,3-Dichlorobenzene	ND	ug/kg	412	1	07/01/15 00:00	07/06/15 13:29	541-73-1	
1,4-Dichlorobenzene	ND	ug/kg	412	1	07/01/15 00:00	07/06/15 13:29	106-46-7	
3,3'-Dichlorobenzidine	ND	ug/kg	825	1	07/01/15 00:00	07/06/15 13:29	91-94-1	
2,4-Dichlorophenol	ND	ug/kg	412	1	07/01/15 00:00	07/06/15 13:29	120-83-2	
Diethylphthalate	ND	ug/kg	412	1	07/01/15 00:00	07/06/15 13:29	84-66-2	
2,4-Dimethylphenol	ND	ug/kg	412	1	07/01/15 00:00	07/06/15 13:29	105-67-9	
Dimethylphthalate	ND	ug/kg	412	1	07/01/15 00:00	07/06/15 13:29	131-11-3	
Di-n-butylphthalate	ND	ug/kg	412	1	07/01/15 00:00	07/06/15 13:29	84-74-2	
4,6-Dinitro-2-methylphenol	ND	ug/kg	2090	1	07/01/15 00:00	07/06/15 13:29	534-52-1	
2,4-Dinitrophenol	ND	ug/kg	2090	1	07/01/15 00:00	07/06/15 13:29	51-28-5	
2,4-Dinitrotoluene	ND	ug/kg	412	1	07/01/15 00:00	07/06/15 13:29	121-14-2	
2,6-Dinitrotoluene	ND	ug/kg	412	1	07/01/15 00:00	07/06/15 13:29	606-20-2	
Di-n-octylphthalate	ND	ug/kg	412	1	07/01/15 00:00	07/06/15 13:29	117-84-0	
bis(2-Ethylhexyl)phthalate	ND	ug/kg	412	1	07/01/15 00:00	07/06/15 13:29	117-81-7	
Fluoranthene	ND	ug/kg	412	1	07/01/15 00:00	07/06/15 13:29	206-44-0	
Fluorene	ND	ug/kg	412	1	07/01/15 00:00	07/06/15 13:29	86-73-7	
Hexachloro-1,3-butadiene	ND	ug/kg	412	1	07/01/15 00:00	07/06/15 13:29	87-68-3	
Hexachlorobenzene	ND	ug/kg	412	1	07/01/15 00:00	07/06/15 13:29	118-74-1	
Hexachlorocyclopentadiene	ND	ug/kg	412	1	07/01/15 00:00	07/06/15 13:29	77-47-4	
Hexachloroethane	ND	ug/kg	412	1	07/01/15 00:00	07/06/15 13:29	67-72-1	
Indeno(1,2,3-cd)pyrene	ND	ug/kg	412	1	07/01/15 00:00	07/06/15 13:29	193-39-5	
Isophorone	ND	ug/kg	412	1	07/01/15 00:00	07/06/15 13:29	78-59-1	
2-Methylnaphthalene	ND	ug/kg	412	1	07/01/15 00:00	07/06/15 13:29	91-57-6	
2-Methylphenol(o-Cresol)	ND	ug/kg	412	1	07/01/15 00:00	07/06/15 13:29	95-48-7	
3&4-Methylphenol(m&p Cresol)	ND	ug/kg	412	1	07/01/15 00:00	07/06/15 13:29		
Naphthalene	ND	ug/kg	412	1	07/01/15 00:00	07/06/15 13:29	91-20-3	
2-Nitroaniline	ND	ug/kg	825	1	07/01/15 00:00	07/06/15 13:29	88-74-4	
3-Nitroaniline	ND	ug/kg	825	1	07/01/15 00:00	07/06/15 13:29	99-09-2	
4-Nitroaniline	ND	ug/kg	825	1	07/01/15 00:00	07/06/15 13:29	100-01-6	
Nitrobenzene	ND	ug/kg	412	1	07/01/15 00:00	07/06/15 13:29	98-95-3	
2-Nitrophenol	ND	ug/kg	412	1	07/01/15 00:00	07/06/15 13:29	88-75-5	

This report shall not be reproduced, except in full,
without the written consent of Pace Analytical Services, Inc..

Pace Analytical Services, Inc.
9608 Loiret Blvd.
Lenexa, KS 66219
(913)599-5665

ANALYTICAL RESULTS

Project: Honeywell BFC
Pace Project No.: 60196979

Sample: TWBD41506-03S-0623-1015 **Lab ID: 60196979009** Collected: 06/23/15 12:10 Received: 06/23/15 15:33 Matrix: Solid

Results reported on a "dry weight" basis and are adjusted for percent moisture, sample size and any dilutions.

Parameters	Results	Units	Report Limit	DF	Prepared	Analyzed	CAS No.	Qual
8270 MSSV Semivolatiles	Analytical Method: EPA 8270 Preparation Method: EPA 3546							
4-Nitrophenol	ND	ug/kg	2090	1	07/01/15 00:00	07/06/15 13:29	100-02-7	
N-Nitroso-di-n-propylamine	ND	ug/kg	412	1	07/01/15 00:00	07/06/15 13:29	621-64-7	
N-Nitrosodiphenylamine	ND	ug/kg	412	1	07/01/15 00:00	07/06/15 13:29	86-30-6	
Pentachlorophenol	ND	ug/kg	2090	1	07/01/15 00:00	07/06/15 13:29	87-86-5	
Phenanthrene	ND	ug/kg	412	1	07/01/15 00:00	07/06/15 13:29	85-01-8	
Phenol	ND	ug/kg	412	1	07/01/15 00:00	07/06/15 13:29	108-95-2	
Pyrene	ND	ug/kg	412	1	07/01/15 00:00	07/06/15 13:29	129-00-0	
Pyridine	ND	ug/kg	412	1	07/01/15 00:00	07/06/15 13:29	110-86-1	
1,2,4-Trichlorobenzene	ND	ug/kg	412	1	07/01/15 00:00	07/06/15 13:29	120-82-1	
2,4,5-Trichlorophenol	ND	ug/kg	412	1	07/01/15 00:00	07/06/15 13:29	95-95-4	
2,4,6-Trichlorophenol	ND	ug/kg	412	1	07/01/15 00:00	07/06/15 13:29	88-06-2	
Surrogates								
Nitrobenzene-d5 (S)	81	%	44-115	1	07/01/15 00:00	07/06/15 13:29	4165-60-0	
2-Fluorobiphenyl (S)	84	%	57-117	1	07/01/15 00:00	07/06/15 13:29	321-60-8	
Terphenyl-d14 (S)	96	%	45-129	1	07/01/15 00:00	07/06/15 13:29	1718-51-0	
Phenol-d6 (S)	86	%	46-104	1	07/01/15 00:00	07/06/15 13:29	13127-88-3	
2-Fluorophenol (S)	81	%	29-110	1	07/01/15 00:00	07/06/15 13:29	367-12-4	
2,4,6-Tribromophenol (S)	84	%	28-122	1	07/01/15 00:00	07/06/15 13:29	118-79-6	
8260 MSV GRO and Oxygenates	Analytical Method: EPA 5035A/8260							
TPH-GRO	ND	mg/kg	0.55	1		06/24/15 15:36		
8260 MSV 5035A VOA	Analytical Method: EPA 8260							
Acetone	ND	ug/kg	21.9	1		06/24/15 15:36	67-64-1	
Benzene	ND	ug/kg	5.5	1		06/24/15 15:36	71-43-2	
Bromobenzene	ND	ug/kg	5.5	1		06/24/15 15:36	108-86-1	
Bromochloromethane	ND	ug/kg	5.5	1		06/24/15 15:36	74-97-5	
Bromodichloromethane	ND	ug/kg	5.5	1		06/24/15 15:36	75-27-4	
Bromoform	ND	ug/kg	5.5	1		06/24/15 15:36	75-25-2	
Bromomethane	ND	ug/kg	5.5	1		06/24/15 15:36	74-83-9	
2-Butanone (MEK)	ND	ug/kg	10.9	1		06/24/15 15:36	78-93-3	
n-Butylbenzene	ND	ug/kg	5.5	1		06/24/15 15:36	104-51-8	
sec-Butylbenzene	ND	ug/kg	5.5	1		06/24/15 15:36	135-98-8	
tert-Butylbenzene	ND	ug/kg	5.5	1		06/24/15 15:36	98-06-6	
Carbon disulfide	ND	ug/kg	5.5	1		06/24/15 15:36	75-15-0	
Carbon tetrachloride	ND	ug/kg	5.5	1		06/24/15 15:36	56-23-5	
Chlorobenzene	ND	ug/kg	5.5	1		06/24/15 15:36	108-90-7	
Chloroethane	ND	ug/kg	5.5	1		06/24/15 15:36	75-00-3	
Chloroform	ND	ug/kg	5.5	1		06/24/15 15:36	67-66-3	
Chloromethane	ND	ug/kg	5.5	1		06/24/15 15:36	74-87-3	
2-Chlorotoluene	ND	ug/kg	5.5	1		06/24/15 15:36	95-49-8	
4-Chlorotoluene	ND	ug/kg	5.5	1		06/24/15 15:36	106-43-4	
1,2-Dibromo-3-chloropropane	ND	ug/kg	10.9	1		06/24/15 15:36	96-12-8	
Dibromochloromethane	ND	ug/kg	5.5	1		06/24/15 15:36	124-48-1	
1,2-Dibromoethane (EDB)	ND	ug/kg	5.5	1		06/24/15 15:36	106-93-4	

REPORT OF LABORATORY ANALYSIS

This report shall not be reproduced, except in full,
without the written consent of Pace Analytical Services, Inc..

Pace Analytical Services, Inc.
9608 Loiret Blvd.
Lenexa, KS 66219
(913)599-5665

ANALYTICAL RESULTS

Project: Honeywell BFC
Pace Project No.: 60196979

Sample: TWBD41506-03S-0623-1015 **Lab ID: 60196979009** Collected: 06/23/15 12:10 Received: 06/23/15 15:33 Matrix: Solid

Results reported on a "dry weight" basis and are adjusted for percent moisture, sample size and any dilutions.

Parameters	Results	Units	Report Limit	DF	Prepared	Analyzed	CAS No.	Qual
8260 MSV 5035A VOA	Analytical Method: EPA 8260							
Dibromomethane	ND	ug/kg	5.5	1		06/24/15 15:36	74-95-3	
1,2-Dichlorobenzene	ND	ug/kg	5.5	1		06/24/15 15:36	95-50-1	
1,3-Dichlorobenzene	ND	ug/kg	5.5	1		06/24/15 15:36	541-73-1	
1,4-Dichlorobenzene	ND	ug/kg	5.5	1		06/24/15 15:36	106-46-7	
Dichlorodifluoromethane	ND	ug/kg	5.5	1		06/24/15 15:36	75-71-8	
1,1-Dichloroethane	ND	ug/kg	5.5	1		06/24/15 15:36	75-34-3	
1,2-Dichloroethane	ND	ug/kg	5.5	1		06/24/15 15:36	107-06-2	
1,2-Dichloroethene (Total)	ND	ug/kg	5.5	1		06/24/15 15:36	540-59-0	
1,1-Dichloroethene	ND	ug/kg	5.5	1		06/24/15 15:36	75-35-4	
cis-1,2-Dichloroethene	ND	ug/kg	5.5	1		06/24/15 15:36	156-59-2	
trans-1,2-Dichloroethene	ND	ug/kg	5.5	1		06/24/15 15:36	156-60-5	
1,2-Dichloropropane	ND	ug/kg	5.5	1		06/24/15 15:36	78-87-5	
1,3-Dichloropropane	ND	ug/kg	5.5	1		06/24/15 15:36	142-28-9	
2,2-Dichloropropane	ND	ug/kg	5.5	1		06/24/15 15:36	594-20-7	
1,1-Dichloropropene	ND	ug/kg	5.5	1		06/24/15 15:36	563-58-6	
cis-1,3-Dichloropropene	ND	ug/kg	5.5	1		06/24/15 15:36	10061-01-5	
trans-1,3-Dichloropropene	ND	ug/kg	5.5	1		06/24/15 15:36	10061-02-6	
Ethylbenzene	ND	ug/kg	5.5	1		06/24/15 15:36	100-41-4	
Hexachloro-1,3-butadiene	ND	ug/kg	5.5	1		06/24/15 15:36	87-68-3	
2-Hexanone	ND	ug/kg	21.9	1		06/24/15 15:36	591-78-6	
Isopropylbenzene (Cumene)	ND	ug/kg	5.5	1		06/24/15 15:36	98-82-8	
p-Isopropyltoluene	ND	ug/kg	5.5	1		06/24/15 15:36	99-87-6	
Methylene chloride	ND	ug/kg	5.5	1		06/24/15 15:36	75-09-2	
4-Methyl-2-pentanone (MIBK)	ND	ug/kg	10.9	1		06/24/15 15:36	108-10-1	
Methyl-tert-butyl ether	ND	ug/kg	5.5	1		06/24/15 15:36	1634-04-4	
Naphthalene	ND	ug/kg	10.9	1		06/24/15 15:36	91-20-3	
n-Propylbenzene	ND	ug/kg	5.5	1		06/24/15 15:36	103-65-1	
Styrene	ND	ug/kg	5.5	1		06/24/15 15:36	100-42-5	
1,1,1,2-Tetrachloroethane	ND	ug/kg	5.5	1		06/24/15 15:36	630-20-6	
1,1,2,2-Tetrachloroethane	ND	ug/kg	5.5	1		06/24/15 15:36	79-34-5	
Tetrachloroethene	ND	ug/kg	5.5	1		06/24/15 15:36	127-18-4	
Toluene	ND	ug/kg	5.5	1		06/24/15 15:36	108-88-3	
1,2,3-Trichlorobenzene	ND	ug/kg	5.5	1		06/24/15 15:36	87-61-6	
1,2,4-Trichlorobenzene	ND	ug/kg	5.5	1		06/24/15 15:36	120-82-1	
1,1,1-Trichloroethane	ND	ug/kg	5.5	1		06/24/15 15:36	71-55-6	
1,1,2-Trichloroethane	ND	ug/kg	5.5	1		06/24/15 15:36	79-00-5	
Trichloroethene	ND	ug/kg	5.5	1		06/24/15 15:36	79-01-6	
Trichlorofluoromethane	ND	ug/kg	5.5	1		06/24/15 15:36	75-69-4	
1,2,3-Trichloropropane	ND	ug/kg	5.5	1		06/24/15 15:36	96-18-4	
1,2,4-Trimethylbenzene	ND	ug/kg	5.5	1		06/24/15 15:36	95-63-6	
1,3,5-Trimethylbenzene	ND	ug/kg	5.5	1		06/24/15 15:36	108-67-8	
Vinyl chloride	ND	ug/kg	5.5	1		06/24/15 15:36	75-01-4	
Xylene (Total)	ND	ug/kg	5.5	1		06/24/15 15:36	1330-20-7	
Surrogates								
Toluene-d8 (S)	98	%	82-137	1		06/24/15 15:36	2037-26-5	

REPORT OF LABORATORY ANALYSIS

This report shall not be reproduced, except in full,
without the written consent of Pace Analytical Services, Inc..

Pace Analytical Services, Inc.
9608 Loiret Blvd.
Lenexa, KS 66219
(913)599-5665

ANALYTICAL RESULTS

Project: Honeywell BFC
Pace Project No.: 60196979

Sample: TWBD41506-03S-0623-1015 **Lab ID: 60196979009** Collected: 06/23/15 12:10 Received: 06/23/15 15:33 Matrix: Solid

Results reported on a "dry weight" basis and are adjusted for percent moisture, sample size and any dilutions.

Parameters	Results	Units	Report Limit	DF	Prepared	Analyzed	CAS No.	Qual
8260 MSV 5035A VOA	Analytical Method: EPA 8260							
Surrogates								
4-Bromofluorobenzene (S)	99	%	82-119	1		06/24/15 15:36	460-00-4	
1,2-Dichloroethane-d4 (S)	106	%	81-142	1		06/24/15 15:36	17060-07-0	
Percent Moisture	Analytical Method: ASTM D2974							
Percent Moisture	**21.8**	%	0.50	1		06/24/15 00:00		

REPORT OF LABORATORY ANALYSIS

This report shall not be reproduced, except in full,
without the written consent of Pace Analytical Services, Inc..

Pace Analytical Services, Inc.
9608 Loiret Blvd.
Lenexa, KS 66219
(913)599-5665

ANALYTICAL RESULTS

Project: Honeywell BFC
Pace Project No.: 60196979

Sample: TWBD41506-04S-0623-05 **Lab ID: 60196979010** Collected: 06/23/15 12:30 Received: 06/23/15 15:33 Matrix: Solid

Results reported on a "dry weight" basis and are adjusted for percent moisture, sample size and any dilutions.

Parameters	Results	Units	Report Limit	DF	Prepared	Analyzed	CAS No.	Qual
8015B Diesel Range Organics	Analytical Method: EPA 8015B Preparation Method: EPA 3546							
TPH-DRO (C10-C28)	ND	mg/kg	12.3	1	07/01/15 00:00	07/06/15 15:36		
TPH-ORO (C28-C35)	ND	mg/kg	12.3	1	07/01/15 00:00	07/06/15 15:36		
Surrogates								
n-Tetracosane (S)	74	%	18-139	1	07/01/15 00:00	07/06/15 15:36	646-31-1	
p-Terphenyl (S)	71	%	51-120	1	07/01/15 00:00	07/06/15 15:36	92-94-4	
6010 MET ICP Red. Interference	Analytical Method: EPA 6010 Preparation Method: EPA 3050							
Aluminum	**21800**	mg/kg	7.6	1	06/26/15 15:00	06/30/15 13:57	7429-90-5	
Antimony	ND	mg/kg	1.0	1	06/26/15 15:00	06/30/15 13:57	7440-36-0	
Arsenic	**6.4**	mg/kg	1.0	1	06/26/15 15:00	06/30/15 13:57	7440-38-2	
Barium	**195**	mg/kg	1.0	1	06/26/15 15:00	06/30/15 13:57	7440-39-3	
Beryllium	**0.93**	mg/kg	0.10	1	06/26/15 15:00	06/30/15 13:57	7440-41-7	
Cadmium	ND	mg/kg	0.50	1	06/26/15 15:00	06/30/15 13:57	7440-43-9	
Calcium	**5800**	mg/kg	10.1	1	06/26/15 15:00	06/30/15 13:57	7440-70-2	
Chromium	**22.5**	mg/kg	0.50	1	06/26/15 15:00	06/30/15 13:57	7440-47-3	
Cobalt	**8.0**	mg/kg	0.50	1	06/26/15 15:00	06/30/15 13:57	7440-48-4	
Copper	**19.5**	mg/kg	1.0	1	06/26/15 15:00	06/30/15 13:57	7440-50-8	
Iron	**19100**	mg/kg	5.0	1	06/26/15 15:00	06/30/15 13:57	7439-89-6	
Lead	**10.8**	mg/kg	1.0	1	06/26/15 15:00	06/30/15 13:57	7439-92-1	
Magnesium	**2710**	mg/kg	5.0	1	06/26/15 15:00	08/14/15 12:45	7439-95-4	
Manganese	**529**	mg/kg	0.50	1	06/26/15 15:00	06/30/15 13:57	7439-96-5	
Nickel	**19.8**	mg/kg	0.50	1	06/26/15 15:00	06/30/15 13:57	7440-02-0	
Potassium	**3130**	mg/kg	50.4	1	06/26/15 15:00	06/30/15 13:57	7440-09-7	
Selenium	ND	mg/kg	1.5	1	06/26/15 15:00	06/30/15 13:57	7782-49-2	
Silver	ND	mg/kg	0.71	1	06/26/15 15:00	06/30/15 13:57	7440-22-4	
Sodium	**1950**	mg/kg	50.4	1	06/26/15 15:00	06/30/15 13:57	7440-23-5	
Thallium	ND	mg/kg	2.0	1	06/26/15 15:00	06/30/15 13:57	7440-28-0	
Vanadium	**39.2**	mg/kg	1.0	1	06/26/15 15:00	06/30/15 13:57	7440-62-2	
Zinc	**62.1**	mg/kg	10.1	1	06/26/15 15:00	06/30/15 13:57	7440-66-6	
7471 Mercury	Analytical Method: EPA 7471 Preparation Method: EPA 7471							
Mercury	ND	mg/kg	0.045	1	07/06/15 09:30	07/06/15 13:28	7439-97-6	
8270 MSSV Semivolatiles	Analytical Method: EPA 8270 Preparation Method: EPA 3546							
Acenaphthene	ND	ug/kg	402	1	07/01/15 00:00	07/06/15 13:50	83-32-9	
Acenaphthylene	ND	ug/kg	402	1	07/01/15 00:00	07/06/15 13:50	208-96-8	
Anthracene	ND	ug/kg	402	1	07/01/15 00:00	07/06/15 13:50	120-12-7	
Benzo(a)anthracene	ND	ug/kg	402	1	07/01/15 00:00	07/06/15 13:50	56-55-3	
Benzo(a)pyrene	ND	ug/kg	402	1	07/01/15 00:00	07/06/15 13:50	50-32-8	
Benzo(b)fluoranthene	ND	ug/kg	402	1	07/01/15 00:00	07/06/15 13:50	205-99-2	
Benzo(g,h,i)perylene	ND	ug/kg	402	1	07/01/15 00:00	07/06/15 13:50	191-24-2	
Benzo(k)fluoranthene	ND	ug/kg	402	1	07/01/15 00:00	07/06/15 13:50	207-08-9	
Benzoic acid	ND	ug/kg	2030	1	07/01/15 00:00	07/06/15 13:50	65-85-0	
Benzyl alcohol	ND	ug/kg	804	1	07/01/15 00:00	07/06/15 13:50	100-51-6	
4-Bromophenylphenyl ether	ND	ug/kg	402	1	07/01/15 00:00	07/06/15 13:50	101-55-3	

REPORT OF LABORATORY ANALYSIS

This report shall not be reproduced, except in full,
without the written consent of Pace Analytical Services, Inc..

Pace Analytical Services, Inc.
9608 Loiret Blvd.
Lenexa, KS 66219
(913)599-5665

ANALYTICAL RESULTS

Project: Honeywell BFC
Pace Project No.: 60196979

Sample: TWBD41506-04S-0623-05 **Lab ID: 60196979010** Collected: 06/23/15 12:30 Received: 06/23/15 15:33 Matrix: Solid

Results reported on a "dry weight" basis and are adjusted for percent moisture, sample size and any dilutions.

Parameters	Results	Units	Report Limit	DF	Prepared	Analyzed	CAS No.	Qual
8270 MSSV Semivolatiles	Analytical Method: EPA 8270 Preparation Method: EPA 3546							
Butylbenzylphthalate	ND	ug/kg	402	1	07/01/15 00:00	07/06/15 13:50	85-68-7	
Carbazole	ND	ug/kg	402	1	07/01/15 00:00	07/06/15 13:50	86-74-8	
4-Chloro-3-methylphenol	ND	ug/kg	804	1	07/01/15 00:00	07/06/15 13:50	59-50-7	
4-Chloroaniline	ND	ug/kg	804	1	07/01/15 00:00	07/06/15 13:50	106-47-8	
bis(2-Chloroethoxy)methane	ND	ug/kg	402	1	07/01/15 00:00	07/06/15 13:50	111-91-1	
bis(2-Chloroethyl) ether	ND	ug/kg	402	1	07/01/15 00:00	07/06/15 13:50	111-44-4	
bis(2-Chloroisopropyl) ether	ND	ug/kg	402	1	07/01/15 00:00	07/06/15 13:50	39638-32-9	
2-Chloronaphthalene	ND	ug/kg	402	1	07/01/15 00:00	07/06/15 13:50	91-58-7	
2-Chlorophenol	ND	ug/kg	402	1	07/01/15 00:00	07/06/15 13:50	95-57-8	
4-Chlorophenylphenyl ether	ND	ug/kg	402	1	07/01/15 00:00	07/06/15 13:50	7005-72-3	
Chrysene	ND	ug/kg	402	1	07/01/15 00:00	07/06/15 13:50	218-01-9	
Dibenz(a,h)anthracene	ND	ug/kg	402	1	07/01/15 00:00	07/06/15 13:50	53-70-3	
Dibenzofuran	ND	ug/kg	402	1	07/01/15 00:00	07/06/15 13:50	132-64-9	
1,2-Dichlorobenzene	ND	ug/kg	402	1	07/01/15 00:00	07/06/15 13:50	95-50-1	
1,3-Dichlorobenzene	ND	ug/kg	402	1	07/01/15 00:00	07/06/15 13:50	541-73-1	
1,4-Dichlorobenzene	ND	ug/kg	402	1	07/01/15 00:00	07/06/15 13:50	106-46-7	
3,3'-Dichlorobenzidine	ND	ug/kg	804	1	07/01/15 00:00	07/06/15 13:50	91-94-1	
2,4-Dichlorophenol	ND	ug/kg	402	1	07/01/15 00:00	07/06/15 13:50	120-83-2	
Diethylphthalate	ND	ug/kg	402	1	07/01/15 00:00	07/06/15 13:50	84-66-2	
2,4-Dimethylphenol	ND	ug/kg	402	1	07/01/15 00:00	07/06/15 13:50	105-67-9	
Dimethylphthalate	ND	ug/kg	402	1	07/01/15 00:00	07/06/15 13:50	131-11-3	
Di-n-butylphthalate	ND	ug/kg	402	1	07/01/15 00:00	07/06/15 13:50	84-74-2	
4,6-Dinitro-2-methylphenol	ND	ug/kg	2030	1	07/01/15 00:00	07/06/15 13:50	534-52-1	
2,4-Dinitrophenol	ND	ug/kg	2030	1	07/01/15 00:00	07/06/15 13:50	51-28-5	
2,4-Dinitrotoluene	ND	ug/kg	402	1	07/01/15 00:00	07/06/15 13:50	121-14-2	
2,6-Dinitrotoluene	ND	ug/kg	402	1	07/01/15 00:00	07/06/15 13:50	606-20-2	
Di-n-octylphthalate	ND	ug/kg	402	1	07/01/15 00:00	07/06/15 13:50	117-84-0	
bis(2-Ethylhexyl)phthalate	ND	ug/kg	402	1	07/01/15 00:00	07/06/15 13:50	117-81-7	
Fluoranthene	ND	ug/kg	402	1	07/01/15 00:00	07/06/15 13:50	206-44-0	
Fluorene	ND	ug/kg	402	1	07/01/15 00:00	07/06/15 13:50	86-73-7	
Hexachloro-1,3-butadiene	ND	ug/kg	402	1	07/01/15 00:00	07/06/15 13:50	87-68-3	
Hexachlorobenzene	ND	ug/kg	402	1	07/01/15 00:00	07/06/15 13:50	118-74-1	
Hexachlorocyclopentadiene	ND	ug/kg	402	1	07/01/15 00:00	07/06/15 13:50	77-47-4	
Hexachloroethane	ND	ug/kg	402	1	07/01/15 00:00	07/06/15 13:50	67-72-1	
Indeno(1,2,3-cd)pyrene	ND	ug/kg	402	1	07/01/15 00:00	07/06/15 13:50	193-39-5	
Isophorone	ND	ug/kg	402	1	07/01/15 00:00	07/06/15 13:50	78-59-1	
2-Methylnaphthalene	ND	ug/kg	402	1	07/01/15 00:00	07/06/15 13:50	91-57-6	
2-Methylphenol(o-Cresol)	ND	ug/kg	402	1	07/01/15 00:00	07/06/15 13:50	95-48-7	
3&4-Methylphenol(m&p Cresol)	ND	ug/kg	402	1	07/01/15 00:00	07/06/15 13:50		
Naphthalene	ND	ug/kg	402	1	07/01/15 00:00	07/06/15 13:50	91-20-3	
2-Nitroaniline	ND	ug/kg	804	1	07/01/15 00:00	07/06/15 13:50	88-74-4	
3-Nitroaniline	ND	ug/kg	804	1	07/01/15 00:00	07/06/15 13:50	99-09-2	
4-Nitroaniline	ND	ug/kg	804	1	07/01/15 00:00	07/06/15 13:50	100-01-6	
Nitrobenzene	ND	ug/kg	402	1	07/01/15 00:00	07/06/15 13:50	98-95-3	
2-Nitrophenol	ND	ug/kg	402	1	07/01/15 00:00	07/06/15 13:50	88-75-5	
4-Nitrophenol	ND	ug/kg	2030	1	07/01/15 00:00	07/06/15 13:50	100-02-7	

REPORT OF LABORATORY ANALYSIS

This report shall not be reproduced, except in full,
without the written consent of Pace Analytical Services, Inc..

Pace Analytical Services, Inc.
9608 Loiret Blvd.
Lenexa, KS 66219
(913)599-5665

ANALYTICAL RESULTS

Project: Honeywell BFC
Pace Project No.: 60196979

Sample: TWBD41506-04S-0623-05 **Lab ID: 60196979010** Collected: 06/23/15 12:30 Received: 06/23/15 15:33 Matrix: Solid

Results reported on a "dry weight" basis and are adjusted for percent moisture, sample size and any dilutions.

Parameters	Results	Units	Report Limit	DF	Prepared	Analyzed	CAS No.	Qual
8270 MSSV Semivolatiles	Analytical Method: EPA 8270 Preparation Method: EPA 3546							
N-Nitroso-di-n-propylamine	ND	ug/kg	402	1	07/01/15 00:00	07/06/15 13:50	621-64-7	
N-Nitrosodiphenylamine	ND	ug/kg	402	1	07/01/15 00:00	07/06/15 13:50	86-30-6	
Pentachlorophenol	ND	ug/kg	2030	1	07/01/15 00:00	07/06/15 13:50	87-86-5	
Phenanthrene	ND	ug/kg	402	1	07/01/15 00:00	07/06/15 13:50	85-01-8	
Phenol	ND	ug/kg	402	1	07/01/15 00:00	07/06/15 13:50	108-95-2	
Pyrene	ND	ug/kg	402	1	07/01/15 00:00	07/06/15 13:50	129-00-0	
Pyridine	ND	ug/kg	402	1	07/01/15 00:00	07/06/15 13:50	110-86-1	
1,2,4-Trichlorobenzene	ND	ug/kg	402	1	07/01/15 00:00	07/06/15 13:50	120-82-1	
2,4,5-Trichlorophenol	ND	ug/kg	402	1	07/01/15 00:00	07/06/15 13:50	95-95-4	
2,4,6-Trichlorophenol	ND	ug/kg	402	1	07/01/15 00:00	07/06/15 13:50	88-06-2	
Surrogates								
Nitrobenzene-d5 (S)	79	%	44-115	1	07/01/15 00:00	07/06/15 13:50	4165-60-0	
2-Fluorobiphenyl (S)	82	%	57-117	1	07/01/15 00:00	07/06/15 13:50	321-60-8	
Terphenyl-d14 (S)	94	%	45-129	1	07/01/15 00:00	07/06/15 13:50	1718-51-0	
Phenol-d6 (S)	82	%	46-104	1	07/01/15 00:00	07/06/15 13:50	13127-88-3	
2-Fluorophenol (S)	79	%	29-110	1	07/01/15 00:00	07/06/15 13:50	367-12-4	
2,4,6-Tribromophenol (S)	83	%	28-122	1	07/01/15 00:00	07/06/15 13:50	118-79-6	
8260 MSV GRO and Oxygenates	Analytical Method: EPA 5035A/8260							
TPH-GRO	ND	mg/kg	0.47	1		06/24/15 15:51		
8260 MSV 5035A VOA	Analytical Method: EPA 8260							
Acetone	ND	ug/kg	18.6	1		06/24/15 15:51	67-64-1	
Benzene	ND	ug/kg	4.7	1		06/24/15 15:51	71-43-2	
Bromobenzene	ND	ug/kg	4.7	1		06/24/15 15:51	108-86-1	
Bromochloromethane	ND	ug/kg	4.7	1		06/24/15 15:51	74-97-5	
Bromodichloromethane	ND	ug/kg	4.7	1		06/24/15 15:51	75-27-4	
Bromoform	ND	ug/kg	4.7	1		06/24/15 15:51	75-25-2	
Bromomethane	ND	ug/kg	4.7	1		06/24/15 15:51	74-83-9	
2-Butanone (MEK)	ND	ug/kg	9.3	1		06/24/15 15:51	78-93-3	
n-Butylbenzene	ND	ug/kg	4.7	1		06/24/15 15:51	104-51-8	
sec-Butylbenzene	ND	ug/kg	4.7	1		06/24/15 15:51	135-98-8	
tert-Butylbenzene	ND	ug/kg	4.7	1		06/24/15 15:51	98-06-6	
Carbon disulfide	ND	ug/kg	4.7	1		06/24/15 15:51	75-15-0	
Carbon tetrachloride	ND	ug/kg	4.7	1		06/24/15 15:51	56-23-5	
Chlorobenzene	ND	ug/kg	4.7	1		06/24/15 15:51	108-90-7	
Chloroethane	ND	ug/kg	4.7	1		06/24/15 15:51	75-00-3	
Chloroform	ND	ug/kg	4.7	1		06/24/15 15:51	67-66-3	
Chloromethane	ND	ug/kg	4.7	1		06/24/15 15:51	74-87-3	
2-Chlorotoluene	ND	ug/kg	4.7	1		06/24/15 15:51	95-49-8	
4-Chlorotoluene	ND	ug/kg	4.7	1		06/24/15 15:51	106-43-4	
1,2-Dibromo-3-chloropropane	ND	ug/kg	9.3	1		06/24/15 15:51	96-12-8	
Dibromochloromethane	ND	ug/kg	4.7	1		06/24/15 15:51	124-48-1	
1,2-Dibromoethane (EDB)	ND	ug/kg	4.7	1		06/24/15 15:51	106-93-4	
Dibromomethane	ND	ug/kg	4.7	1		06/24/15 15:51	74-95-3	
1,2-Dichlorobenzene	ND	ug/kg	4.7	1		06/24/15 15:51	95-50-1	

REPORT OF LABORATORY ANALYSIS

This report shall not be reproduced, except in full,
without the written consent of Pace Analytical Services, Inc..

Pace Analytical Services, Inc.
9608 Loiret Blvd.
Lenexa, KS 66219
(913)599-5665

ANALYTICAL RESULTS

Project: Honeywell BFC
Pace Project No.: 60196979

Sample: TWBD41506-04S-0623-05 **Lab ID: 60196979010** Collected: 06/23/15 12:30 Received: 06/23/15 15:33 Matrix: Solid

Results reported on a "dry weight" basis and are adjusted for percent moisture, sample size and any dilutions.

Parameters	Results	Units	Report Limit	DF	Prepared	Analyzed	CAS No.	Qual
8260 MSV 5035A VOA	Analytical Method: EPA 8260							
1,3-Dichlorobenzene	ND	ug/kg	4.7	1		06/24/15 15:51	541-73-1	
1,4-Dichlorobenzene	ND	ug/kg	4.7	1		06/24/15 15:51	106-46-7	
Dichlorodifluoromethane	ND	ug/kg	4.7	1		06/24/15 15:51	75-71-8	
1,1-Dichloroethane	ND	ug/kg	4.7	1		06/24/15 15:51	75-34-3	
1,2-Dichloroethane	ND	ug/kg	4.7	1		06/24/15 15:51	107-06-2	
1,2-Dichloroethene (Total)	ND	ug/kg	4.7	1		06/24/15 15:51	540-59-0	
1,1-Dichloroethene	ND	ug/kg	4.7	1		06/24/15 15:51	75-35-4	
cis-1,2-Dichloroethene	ND	ug/kg	4.7	1		06/24/15 15:51	156-59-2	
trans-1,2-Dichloroethene	ND	ug/kg	4.7	1		06/24/15 15:51	156-60-5	
1,2-Dichloropropane	ND	ug/kg	4.7	1		06/24/15 15:51	78-87-5	
1,3-Dichloropropane	ND	ug/kg	4.7	1		06/24/15 15:51	142-28-9	
2,2-Dichloropropane	ND	ug/kg	4.7	1		06/24/15 15:51	594-20-7	
1,1-Dichloropropene	ND	ug/kg	4.7	1		06/24/15 15:51	563-58-6	
cis-1,3-Dichloropropene	ND	ug/kg	4.7	1		06/24/15 15:51	10061-01-5	
trans-1,3-Dichloropropene	ND	ug/kg	4.7	1		06/24/15 15:51	10061-02-6	
Ethylbenzene	ND	ug/kg	4.7	1		06/24/15 15:51	100-41-4	
Hexachloro-1,3-butadiene	ND	ug/kg	4.7	1		06/24/15 15:51	87-68-3	
2-Hexanone	ND	ug/kg	18.6	1		06/24/15 15:51	591-78-6	
Isopropylbenzene (Cumene)	ND	ug/kg	4.7	1		06/24/15 15:51	98-82-8	
p-Isopropyltoluene	ND	ug/kg	4.7	1		06/24/15 15:51	99-87-6	
Methylene chloride	ND	ug/kg	4.7	1		06/24/15 15:51	75-09-2	
4-Methyl-2-pentanone (MIBK)	ND	ug/kg	9.3	1		06/24/15 15:51	108-10-1	
Methyl-tert-butyl ether	ND	ug/kg	4.7	1		06/24/15 15:51	1634-04-4	
Naphthalene	ND	ug/kg	9.3	1		06/24/15 15:51	91-20-3	
n-Propylbenzene	ND	ug/kg	4.7	1		06/24/15 15:51	103-65-1	
Styrene	ND	ug/kg	4.7	1		06/24/15 15:51	100-42-5	
1,1,1,2-Tetrachloroethane	ND	ug/kg	4.7	1		06/24/15 15:51	630-20-6	
1,1,2,2-Tetrachloroethane	ND	ug/kg	4.7	1		06/24/15 15:51	79-34-5	
Tetrachloroethene	ND	ug/kg	4.7	1		06/24/15 15:51	127-18-4	
Toluene	ND	ug/kg	4.7	1		06/24/15 15:51	108-88-3	
1,2,3-Trichlorobenzene	ND	ug/kg	4.7	1		06/24/15 15:51	87-61-6	
1,2,4-Trichlorobenzene	ND	ug/kg	4.7	1		06/24/15 15:51	120-82-1	
1,1,1-Trichloroethane	ND	ug/kg	4.7	1		06/24/15 15:51	71-55-6	
1,1,2-Trichloroethane	ND	ug/kg	4.7	1		06/24/15 15:51	79-00-5	
Trichloroethene	ND	ug/kg	4.7	1		06/24/15 15:51	79-01-6	
Trichlorofluoromethane	ND	ug/kg	4.7	1		06/24/15 15:51	75-69-4	
1,2,3-Trichloropropane	ND	ug/kg	4.7	1		06/24/15 15:51	96-18-4	
1,2,4-Trimethylbenzene	ND	ug/kg	4.7	1		06/24/15 15:51	95-63-6	
1,3,5-Trimethylbenzene	ND	ug/kg	4.7	1		06/24/15 15:51	108-67-8	
Vinyl chloride	ND	ug/kg	4.7	1		06/24/15 15:51	75-01-4	
Xylene (Total)	ND	ug/kg	4.7	1		06/24/15 15:51	1330-20-7	
Surrogates								
Toluene-d8 (S)	97	%	82-137	1		06/24/15 15:51	2037-26-5	
4-Bromofluorobenzene (S)	98	%	82-119	1		06/24/15 15:51	460-00-4	
1,2-Dichloroethane-d4 (S)	107	%	81-142	1		06/24/15 15:51	17060-07-0	

REPORT OF LABORATORY ANALYSIS

This report shall not be reproduced, except in full,
without the written consent of Pace Analytical Services, Inc..

Pace Analytical Services, Inc.
9608 Loiret Blvd.
Lenexa, KS 66219
(913)599-5665

ANALYTICAL RESULTS

Project: Honeywell BFC
Pace Project No.: 60196979

Sample: TWBD41506-04S-0623-05 **Lab ID: 60196979010** Collected: 06/23/15 12:30 Received: 06/23/15 15:33 Matrix: Solid

Results reported on a "dry weight" basis and are adjusted for percent moisture, sample size and any dilutions.

Parameters	Results	Units	Report Limit	DF	Prepared	Analyzed	CAS No.	Qual
Percent Moisture	Analytical Method: ASTM D2974							
Percent Moisture	**19.9**	%	0.50	1		06/24/15 00:00		

REPORT OF LABORATORY ANALYSIS

This report shall not be reproduced, except in full,
without the written consent of Pace Analytical Services, Inc..

Pace Analytical Services, Inc.
9608 Loiret Blvd.
Lenexa, KS 66219
(913)599-5665

ANALYTICAL RESULTS

Project: Honeywell BFC
Pace Project No.: 60196979

Sample: TWBD41506-04S-0623-510 **Lab ID: 60196979011** Collected: 06/23/15 12:45 Received: 06/23/15 15:33 Matrix: Solid

Results reported on a "dry weight" basis and are adjusted for percent moisture, sample size and any dilutions.

Parameters	Results	Units	Report Limit	DF	Prepared	Analyzed	CAS No.	Qual
8015B Diesel Range Organics	Analytical Method: EPA 8015B Preparation Method: EPA 3546							
TPH-DRO (C10-C28)	ND	mg/kg	12.2	1	07/01/15 00:00	07/06/15 15:44		
TPH-ORO (C28-C35)	ND	mg/kg	12.2	1	07/01/15 00:00	07/06/15 15:44		
Surrogates								
n-Tetracosane (S)	85	%	18-139	1	07/01/15 00:00	07/06/15 15:44	646-31-1	
p-Terphenyl (S)	82	%	51-120	1	07/01/15 00:00	07/06/15 15:44	92-94-4	
6010 MET ICP Red. Interference	Analytical Method: EPA 6010 Preparation Method: EPA 3050							
Aluminum	**20500**	mg/kg	9.4	1	06/26/15 15:00	06/30/15 13:59	7429-90-5	
Antimony	ND	mg/kg	1.3	1	06/26/15 15:00	06/30/15 13:59	7440-36-0	
Arsenic	**6.4**	mg/kg	1.3	1	06/26/15 15:00	06/30/15 13:59	7440-38-2	
Barium	**253**	mg/kg	1.3	1	06/26/15 15:00	06/30/15 13:59	7440-39-3	
Beryllium	**0.91**	mg/kg	0.13	1	06/26/15 15:00	06/30/15 13:59	7440-41-7	
Cadmium	**0.70**	mg/kg	0.63	1	06/26/15 15:00	06/30/15 13:59	7440-43-9	
Calcium	**5240**	mg/kg	12.6	1	06/26/15 15:00	06/30/15 13:59	7440-70-2	
Chromium	**21.5**	mg/kg	0.63	1	06/26/15 15:00	06/30/15 13:59	7440-47-3	
Cobalt	**12.0**	mg/kg	0.63	1	06/26/15 15:00	06/30/15 13:59	7440-48-4	
Copper	**18.3**	mg/kg	1.3	1	06/26/15 15:00	06/30/15 13:59	7440-50-8	
Iron	**19200**	mg/kg	6.3	1	06/26/15 15:00	06/30/15 13:59	7439-89-6	
Lead	**12.0**	mg/kg	1.3	1	06/26/15 15:00	06/30/15 13:59	7439-92-1	
Magnesium	**2670**	mg/kg	6.3	1	06/26/15 15:00	08/14/15 12:56	7439-95-4	
Manganese	**1360**	mg/kg	0.63	1	06/26/15 15:00	06/30/15 13:59	7439-96-5	
Nickel	**31.9**	mg/kg	0.63	1	06/26/15 15:00	06/30/15 13:59	7440-02-0	
Potassium	**2900**	mg/kg	62.8	1	06/26/15 15:00	06/30/15 13:59	7440-09-7	
Selenium	ND	mg/kg	1.9	1	06/26/15 15:00	06/30/15 13:59	7782-49-2	
Silver	ND	mg/kg	0.88	1	06/26/15 15:00	06/30/15 13:59	7440-22-4	
Sodium	**1070**	mg/kg	62.8	1	06/26/15 15:00	06/30/15 13:59	7440-23-5	
Thallium	ND	mg/kg	2.5	1	06/26/15 15:00	06/30/15 13:59	7440-28-0	
Vanadium	**38.4**	mg/kg	1.3	1	06/26/15 15:00	06/30/15 13:59	7440-62-2	
Zinc	**64.3**	mg/kg	12.6	1	06/26/15 15:00	06/30/15 13:59	7440-66-6	
7471 Mercury	Analytical Method: EPA 7471 Preparation Method: EPA 7471							
Mercury	ND	mg/kg	0.053	1	07/06/15 09:30	07/06/15 13:31	7439-97-6	
8270 MSSV Semivolatiles	Analytical Method: EPA 8270 Preparation Method: EPA 3546							
Acenaphthene	ND	ug/kg	402	1	07/01/15 00:00	07/06/15 14:10	83-32-9	
Acenaphthylene	ND	ug/kg	402	1	07/01/15 00:00	07/06/15 14:10	208-96-8	
Anthracene	ND	ug/kg	402	1	07/01/15 00:00	07/06/15 14:10	120-12-7	
Benzo(a)anthracene	ND	ug/kg	402	1	07/01/15 00:00	07/06/15 14:10	56-55-3	
Benzo(a)pyrene	ND	ug/kg	402	1	07/01/15 00:00	07/06/15 14:10	50-32-8	
Benzo(b)fluoranthene	ND	ug/kg	402	1	07/01/15 00:00	07/06/15 14:10	205-99-2	
Benzo(g,h,i)perylene	ND	ug/kg	402	1	07/01/15 00:00	07/06/15 14:10	191-24-2	
Benzo(k)fluoranthene	ND	ug/kg	402	1	07/01/15 00:00	07/06/15 14:10	207-08-9	
Benzoic acid	ND	ug/kg	2030	1	07/01/15 00:00	07/06/15 14:10	65-85-0	
Benzyl alcohol	ND	ug/kg	803	1	07/01/15 00:00	07/06/15 14:10	100-51-6	
4-Bromophenylphenyl ether	ND	ug/kg	402	1	07/01/15 00:00	07/06/15 14:10	101-55-3	

This report shall not be reproduced, except in full,
without the written consent of Pace Analytical Services, Inc..

Pace Analytical Services, Inc.
9608 Loiret Blvd.
Lenexa, KS 66219
(913)599-5665

ANALYTICAL RESULTS

Project: Honeywell BFC
Pace Project No.: 60196979

Sample: TWBD41506-04S-0623-510 **Lab ID: 60196979011** Collected: 06/23/15 12:45 Received: 06/23/15 15:33 Matrix: Solid

Results reported on a "dry weight" basis and are adjusted for percent moisture, sample size and any dilutions.

Parameters	Results	Units	Report Limit	DF	Prepared	Analyzed	CAS No.	Qual
8270 MSSV Semivolatiles	Analytical Method: EPA 8270 Preparation Method: EPA 3546							
Butylbenzylphthalate	ND	ug/kg	402	1	07/01/15 00:00	07/06/15 14:10	85-68-7	
Carbazole	ND	ug/kg	402	1	07/01/15 00:00	07/06/15 14:10	86-74-8	
4-Chloro-3-methylphenol	ND	ug/kg	803	1	07/01/15 00:00	07/06/15 14:10	59-50-7	
4-Chloroaniline	ND	ug/kg	803	1	07/01/15 00:00	07/06/15 14:10	106-47-8	
bis(2-Chloroethoxy)methane	ND	ug/kg	402	1	07/01/15 00:00	07/06/15 14:10	111-91-1	
bis(2-Chloroethyl) ether	ND	ug/kg	402	1	07/01/15 00:00	07/06/15 14:10	111-44-4	
bis(2-Chloroisopropyl) ether	ND	ug/kg	402	1	07/01/15 00:00	07/06/15 14:10	39638-32-9	
2-Chloronaphthalene	ND	ug/kg	402	1	07/01/15 00:00	07/06/15 14:10	91-58-7	
2-Chlorophenol	ND	ug/kg	402	1	07/01/15 00:00	07/06/15 14:10	95-57-8	
4-Chlorophenylphenyl ether	ND	ug/kg	402	1	07/01/15 00:00	07/06/15 14:10	7005-72-3	
Chrysene	ND	ug/kg	402	1	07/01/15 00:00	07/06/15 14:10	218-01-9	
Dibenz(a,h)anthracene	ND	ug/kg	402	1	07/01/15 00:00	07/06/15 14:10	53-70-3	
Dibenzofuran	ND	ug/kg	402	1	07/01/15 00:00	07/06/15 14:10	132-64-9	
1,2-Dichlorobenzene	ND	ug/kg	402	1	07/01/15 00:00	07/06/15 14:10	95-50-1	
1,3-Dichlorobenzene	ND	ug/kg	402	1	07/01/15 00:00	07/06/15 14:10	541-73-1	
1,4-Dichlorobenzene	ND	ug/kg	402	1	07/01/15 00:00	07/06/15 14:10	106-46-7	
3,3'-Dichlorobenzidine	ND	ug/kg	803	1	07/01/15 00:00	07/06/15 14:10	91-94-1	
2,4-Dichlorophenol	ND	ug/kg	402	1	07/01/15 00:00	07/06/15 14:10	120-83-2	
Diethylphthalate	ND	ug/kg	402	1	07/01/15 00:00	07/06/15 14:10	84-66-2	
2,4-Dimethylphenol	ND	ug/kg	402	1	07/01/15 00:00	07/06/15 14:10	105-67-9	
Dimethylphthalate	ND	ug/kg	402	1	07/01/15 00:00	07/06/15 14:10	131-11-3	
Di-n-butylphthalate	ND	ug/kg	402	1	07/01/15 00:00	07/06/15 14:10	84-74-2	
4,6-Dinitro-2-methylphenol	ND	ug/kg	2030	1	07/01/15 00:00	07/06/15 14:10	534-52-1	
2,4-Dinitrophenol	ND	ug/kg	2030	1	07/01/15 00:00	07/06/15 14:10	51-28-5	
2,4-Dinitrotoluene	ND	ug/kg	402	1	07/01/15 00:00	07/06/15 14:10	121-14-2	
2,6-Dinitrotoluene	ND	ug/kg	402	1	07/01/15 00:00	07/06/15 14:10	606-20-2	
Di-n-octylphthalate	ND	ug/kg	402	1	07/01/15 00:00	07/06/15 14:10	117-84-0	
bis(2-Ethylhexyl)phthalate	ND	ug/kg	402	1	07/01/15 00:00	07/06/15 14:10	117-81-7	
Fluoranthene	ND	ug/kg	402	1	07/01/15 00:00	07/06/15 14:10	206-44-0	
Fluorene	ND	ug/kg	402	1	07/01/15 00:00	07/06/15 14:10	86-73-7	
Hexachloro-1,3-butadiene	ND	ug/kg	402	1	07/01/15 00:00	07/06/15 14:10	87-68-3	
Hexachlorobenzene	ND	ug/kg	402	1	07/01/15 00:00	07/06/15 14:10	118-74-1	
Hexachlorocyclopentadiene	ND	ug/kg	402	1	07/01/15 00:00	07/06/15 14:10	77-47-4	
Hexachloroethane	ND	ug/kg	402	1	07/01/15 00:00	07/06/15 14:10	67-72-1	
Indeno(1,2,3-cd)pyrene	ND	ug/kg	402	1	07/01/15 00:00	07/06/15 14:10	193-39-5	
Isophorone	ND	ug/kg	402	1	07/01/15 00:00	07/06/15 14:10	78-59-1	
2-Methylnaphthalene	ND	ug/kg	402	1	07/01/15 00:00	07/06/15 14:10	91-57-6	
2-Methylphenol(o-Cresol)	ND	ug/kg	402	1	07/01/15 00:00	07/06/15 14:10	95-48-7	
3&4-Methylphenol(m&p Cresol)	ND	ug/kg	402	1	07/01/15 00:00	07/06/15 14:10		
Naphthalene	ND	ug/kg	402	1	07/01/15 00:00	07/06/15 14:10	91-20-3	
2-Nitroaniline	ND	ug/kg	803	1	07/01/15 00:00	07/06/15 14:10	88-74-4	
3-Nitroaniline	ND	ug/kg	803	1	07/01/15 00:00	07/06/15 14:10	99-09-2	
4-Nitroaniline	ND	ug/kg	803	1	07/01/15 00:00	07/06/15 14:10	100-01-6	
Nitrobenzene	ND	ug/kg	402	1	07/01/15 00:00	07/06/15 14:10	98-95-3	
2-Nitrophenol	ND	ug/kg	402	1	07/01/15 00:00	07/06/15 14:10	88-75-5	
4-Nitrophenol	ND	ug/kg	2030	1	07/01/15 00:00	07/06/15 14:10	100-02-7	

REPORT OF LABORATORY ANALYSIS

This report shall not be reproduced, except in full,
without the written consent of Pace Analytical Services, Inc..

Pace Analytical Services, Inc.
9608 Loiret Blvd.
Lenexa, KS 66219
(913)599-5665

ANALYTICAL RESULTS

Project: Honeywell BFC
Pace Project No.: 60196979

Sample: TWBD41506-04S-0623-510 **Lab ID: 60196979011** Collected: 06/23/15 12:45 Received: 06/23/15 15:33 Matrix: Solid

Results reported on a "dry weight" basis and are adjusted for percent moisture, sample size and any dilutions.

Parameters	Results	Units	Report Limit	DF	Prepared	Analyzed	CAS No.	Qual
8270 MSSV Semivolatiles	Analytical Method: EPA 8270 Preparation Method: EPA 3546							
N-Nitroso-di-n-propylamine	ND	ug/kg	402	1	07/01/15 00:00	07/06/15 14:10	621-64-7	
N-Nitrosodiphenylamine	ND	ug/kg	402	1	07/01/15 00:00	07/06/15 14:10	86-30-6	
Pentachlorophenol	ND	ug/kg	2030	1	07/01/15 00:00	07/06/15 14:10	87-86-5	
Phenanthrene	ND	ug/kg	402	1	07/01/15 00:00	07/06/15 14:10	85-01-8	
Phenol	ND	ug/kg	402	1	07/01/15 00:00	07/06/15 14:10	108-95-2	
Pyrene	ND	ug/kg	402	1	07/01/15 00:00	07/06/15 14:10	129-00-0	
Pyridine	ND	ug/kg	402	1	07/01/15 00:00	07/06/15 14:10	110-86-1	
1,2,4-Trichlorobenzene	ND	ug/kg	402	1	07/01/15 00:00	07/06/15 14:10	120-82-1	
2,4,5-Trichlorophenol	ND	ug/kg	402	1	07/01/15 00:00	07/06/15 14:10	95-95-4	
2,4,6-Trichlorophenol	ND	ug/kg	402	1	07/01/15 00:00	07/06/15 14:10	88-06-2	
Surrogates								
Nitrobenzene-d5 (S)	81	%	44-115	1	07/01/15 00:00	07/06/15 14:10	4165-60-0	
2-Fluorobiphenyl (S)	86	%	57-117	1	07/01/15 00:00	07/06/15 14:10	321-60-8	
Terphenyl-d14 (S)	97	%	45-129	1	07/01/15 00:00	07/06/15 14:10	1718-51-0	
Phenol-d6 (S)	83	%	46-104	1	07/01/15 00:00	07/06/15 14:10	13127-88-3	
2-Fluorophenol (S)	80	%	29-110	1	07/01/15 00:00	07/06/15 14:10	367-12-4	
2,4,6-Tribromophenol (S)	85	%	28-122	1	07/01/15 00:00	07/06/15 14:10	118-79-6	
8260 MSV GRO and Oxygenates	Analytical Method: EPA 5035A/8260							
TPH-GRO	ND	mg/kg	0.46	1		06/24/15 16:06		
8260 MSV 5035A VOA	Analytical Method: EPA 8260							
Acetone	ND	ug/kg	18.3	1		06/24/15 16:06	67-64-1	
Benzene	ND	ug/kg	4.6	1		06/24/15 16:06	71-43-2	
Bromobenzene	ND	ug/kg	4.6	1		06/24/15 16:06	108-86-1	
Bromochloromethane	ND	ug/kg	4.6	1		06/24/15 16:06	74-97-5	
Bromodichloromethane	ND	ug/kg	4.6	1		06/24/15 16:06	75-27-4	
Bromoform	ND	ug/kg	4.6	1		06/24/15 16:06	75-25-2	
Bromomethane	ND	ug/kg	4.6	1		06/24/15 16:06	74-83-9	
2-Butanone (MEK)	ND	ug/kg	9.2	1		06/24/15 16:06	78-93-3	
n-Butylbenzene	ND	ug/kg	4.6	1		06/24/15 16:06	104-51-8	
sec-Butylbenzene	ND	ug/kg	4.6	1		06/24/15 16:06	135-98-8	
tert-Butylbenzene	ND	ug/kg	4.6	1		06/24/15 16:06	98-06-6	
Carbon disulfide	ND	ug/kg	4.6	1		06/24/15 16:06	75-15-0	
Carbon tetrachloride	ND	ug/kg	4.6	1		06/24/15 16:06	56-23-5	
Chlorobenzene	ND	ug/kg	4.6	1		06/24/15 16:06	108-90-7	
Chloroethane	ND	ug/kg	4.6	1		06/24/15 16:06	75-00-3	
Chloroform	ND	ug/kg	4.6	1		06/24/15 16:06	67-66-3	
Chloromethane	ND	ug/kg	4.6	1		06/24/15 16:06	74-87-3	
2-Chlorotoluene	ND	ug/kg	4.6	1		06/24/15 16:06	95-49-8	
4-Chlorotoluene	ND	ug/kg	4.6	1		06/24/15 16:06	106-43-4	
1,2-Dibromo-3-chloropropane	ND	ug/kg	9.2	1		06/24/15 16:06	96-12-8	
Dibromochloromethane	ND	ug/kg	4.6	1		06/24/15 16:06	124-48-1	
1,2-Dibromoethane (EDB)	ND	ug/kg	4.6	1		06/24/15 16:06	106-93-4	
Dibromomethane	ND	ug/kg	4.6	1		06/24/15 16:06	74-95-3	
1,2-Dichlorobenzene	ND	ug/kg	4.6	1		06/24/15 16:06	95-50-1	

REPORT OF LABORATORY ANALYSIS

This report shall not be reproduced, except in full,
without the written consent of Pace Analytical Services, Inc..

Pace Analytical Services, Inc.
9608 Loiret Blvd.
Lenexa, KS 66219
(913)599-5665

ANALYTICAL RESULTS

Project: Honeywell BFC
Pace Project No.: 60196979

Sample: TWBD41506-04S-0623-510 **Lab ID: 60196979011** Collected: 06/23/15 12:45 Received: 06/23/15 15:33 Matrix: Solid

Results reported on a "dry weight" basis and are adjusted for percent moisture, sample size and any dilutions.

Parameters	Results	Units	Report Limit	DF	Prepared	Analyzed	CAS No.	Qual
8260 MSV 5035A VOA	Analytical Method: EPA 8260							
1,3-Dichlorobenzene	ND	ug/kg	4.6	1		06/24/15 16:06	541-73-1	
1,4-Dichlorobenzene	ND	ug/kg	4.6	1		06/24/15 16:06	106-46-7	
Dichlorodifluoromethane	ND	ug/kg	4.6	1		06/24/15 16:06	75-71-8	
1,1-Dichloroethane	ND	ug/kg	4.6	1		06/24/15 16:06	75-34-3	
1,2-Dichloroethane	ND	ug/kg	4.6	1		06/24/15 16:06	107-06-2	
1,2-Dichloroethene (Total)	ND	ug/kg	4.6	1		06/24/15 16:06	540-59-0	
1,1-Dichloroethene	ND	ug/kg	4.6	1		06/24/15 16:06	75-35-4	
cis-1,2-Dichloroethene	ND	ug/kg	4.6	1		06/24/15 16:06	156-59-2	
trans-1,2-Dichloroethene	ND	ug/kg	4.6	1		06/24/15 16:06	156-60-5	
1,2-Dichloropropane	ND	ug/kg	4.6	1		06/24/15 16:06	78-87-5	
1,3-Dichloropropane	ND	ug/kg	4.6	1		06/24/15 16:06	142-28-9	
2,2-Dichloropropane	ND	ug/kg	4.6	1		06/24/15 16:06	594-20-7	
1,1-Dichloropropene	ND	ug/kg	4.6	1		06/24/15 16:06	563-58-6	
cis-1,3-Dichloropropene	ND	ug/kg	4.6	1		06/24/15 16:06	10061-01-5	
trans-1,3-Dichloropropene	ND	ug/kg	4.6	1		06/24/15 16:06	10061-02-6	
Ethylbenzene	ND	ug/kg	4.6	1		06/24/15 16:06	100-41-4	
Hexachloro-1,3-butadiene	ND	ug/kg	4.6	1		06/24/15 16:06	87-68-3	
2-Hexanone	ND	ug/kg	18.3	1		06/24/15 16:06	591-78-6	
Isopropylbenzene (Cumene)	ND	ug/kg	4.6	1		06/24/15 16:06	98-82-8	
p-Isopropyltoluene	ND	ug/kg	4.6	1		06/24/15 16:06	99-87-6	
Methylene chloride	ND	ug/kg	4.6	1		06/24/15 16:06	75-09-2	
4-Methyl-2-pentanone (MIBK)	ND	ug/kg	9.2	1		06/24/15 16:06	108-10-1	
Methyl-tert-butyl ether	ND	ug/kg	4.6	1		06/24/15 16:06	1634-04-4	
Naphthalene	ND	ug/kg	9.2	1		06/24/15 16:06	91-20-3	
n-Propylbenzene	ND	ug/kg	4.6	1		06/24/15 16:06	103-65-1	
Styrene	ND	ug/kg	4.6	1		06/24/15 16:06	100-42-5	
1,1,1,2-Tetrachloroethane	ND	ug/kg	4.6	1		06/24/15 16:06	630-20-6	
1,1,2,2-Tetrachloroethane	ND	ug/kg	4.6	1		06/24/15 16:06	79-34-5	
Tetrachloroethene	ND	ug/kg	4.6	1		06/24/15 16:06	127-18-4	
Toluene	ND	ug/kg	4.6	1		06/24/15 16:06	108-88-3	
1,2,3-Trichlorobenzene	ND	ug/kg	4.6	1		06/24/15 16:06	87-61-6	
1,2,4-Trichlorobenzene	ND	ug/kg	4.6	1		06/24/15 16:06	120-82-1	
1,1,1-Trichloroethane	ND	ug/kg	4.6	1		06/24/15 16:06	71-55-6	
1,1,2-Trichloroethane	ND	ug/kg	4.6	1		06/24/15 16:06	79-00-5	
Trichloroethene	ND	ug/kg	4.6	1		06/24/15 16:06	79-01-6	
Trichlorofluoromethane	ND	ug/kg	4.6	1		06/24/15 16:06	75-69-4	
1,2,3-Trichloropropane	ND	ug/kg	4.6	1		06/24/15 16:06	96-18-4	
1,2,4-Trimethylbenzene	ND	ug/kg	4.6	1		06/24/15 16:06	95-63-6	
1,3,5-Trimethylbenzene	ND	ug/kg	4.6	1		06/24/15 16:06	108-67-8	
Vinyl chloride	ND	ug/kg	4.6	1		06/24/15 16:06	75-01-4	
Xylene (Total)	ND	ug/kg	4.6	1		06/24/15 16:06	1330-20-7	
Surrogates								
Toluene-d8 (S)	97	%	82-137	1		06/24/15 16:06	2037-26-5	
4-Bromofluorobenzene (S)	101	%	82-119	1		06/24/15 16:06	460-00-4	
1,2-Dichloroethane-d4 (S)	108	%	81-142	1		06/24/15 16:06	17060-07-0	

REPORT OF LABORATORY ANALYSIS

This report shall not be reproduced, except in full,
without the written consent of Pace Analytical Services, Inc..

Pace Analytical Services, Inc.
9608 Loiret Blvd.
Lenexa, KS 66219
(913)599-5665

ANALYTICAL RESULTS

Project: Honeywell BFC
Pace Project No.: 60196979

Sample: TWBD41506-04S-0623-510 **Lab ID: 60196979011** Collected: 06/23/15 12:45 Received: 06/23/15 15:33 Matrix: Solid

Results reported on a "dry weight" basis and are adjusted for percent moisture, sample size and any dilutions.

Parameters	Results	Units	Report Limit	DF	Prepared	Analyzed	CAS No.	Qual
Percent Moisture	Analytical Method: ASTM D2974							
Percent Moisture	**18.8**	%	0.50	1		06/24/15 00:00		

REPORT OF LABORATORY ANALYSIS

This report shall not be reproduced, except in full,
without the written consent of Pace Analytical Services, Inc..

Pace Analytical Services, Inc.
9608 Loiret Blvd.
Lenexa, KS 66219
(913)599-5665

ANALYTICAL RESULTS

Project: Honeywell BFC
Pace Project No.: 60196979

Sample: TWBD41506-04S-0623-1015 **Lab ID: 60196979012** Collected: 06/23/15 13:00 Received: 06/23/15 15:33 Matrix: Solid

Results reported on a "dry weight" basis and are adjusted for percent moisture, sample size and any dilutions.

Parameters	Results	Units	Report Limit	DF	Prepared	Analyzed	CAS No.	Qual
8015B Diesel Range Organics	Analytical Method: EPA 8015B Preparation Method: EPA 3546							
TPH-DRO (C10-C28)	ND	mg/kg	12.9	1	07/01/15 00:00	07/06/15 15:51		
TPH-ORO (C28-C35)	ND	mg/kg	12.9	1	07/01/15 00:00	07/06/15 15:51		
Surrogates								
n-Tetracosane (S)	70	%	18-139	1	07/01/15 00:00	07/06/15 15:51	646-31-1	
p-Terphenyl (S)	70	%	51-120	1	07/01/15 00:00	07/06/15 15:51	92-94-4	
6010 MET ICP Red. Interference	Analytical Method: EPA 6010 Preparation Method: EPA 3050							
Aluminum	**19600**	mg/kg	6.9	1	06/26/15 15:00	06/30/15 14:01	7429-90-5	
Antimony	ND	mg/kg	0.92	1	06/26/15 15:00	08/14/15 12:59	7440-36-0	
Arsenic	**7.5**	mg/kg	0.92	1	06/26/15 15:00	06/30/15 14:01	7440-38-2	
Barium	**164**	mg/kg	0.92	1	06/26/15 15:00	06/30/15 14:01	7440-39-3	
Beryllium	**0.83**	mg/kg	0.092	1	06/26/15 15:00	06/30/15 14:01	7440-41-7	
Cadmium	ND	mg/kg	0.46	1	06/26/15 15:00	06/30/15 14:01	7440-43-9	
Calcium	**3700**	mg/kg	9.2	1	06/26/15 15:00	06/30/15 14:01	7440-70-2	
Chromium	**21.8**	mg/kg	0.46	1	06/26/15 15:00	06/30/15 14:01	7440-47-3	
Cobalt	**5.6**	mg/kg	0.46	1	06/26/15 15:00	06/30/15 14:01	7440-48-4	
Copper	**16.2**	mg/kg	0.92	1	06/26/15 15:00	06/30/15 14:01	7440-50-8	
Iron	**17800**	mg/kg	4.6	1	06/26/15 15:00	06/30/15 14:01	7439-89-6	
Lead	**9.0**	mg/kg	0.92	1	06/26/15 15:00	06/30/15 14:01	7439-92-1	
Magnesium	**3070**	mg/kg	4.6	1	06/26/15 15:00	08/14/15 12:59	7439-95-4	
Manganese	**229**	mg/kg	0.46	1	06/26/15 15:00	06/30/15 14:01	7439-96-5	
Nickel	**18.1**	mg/kg	0.46	1	06/26/15 15:00	06/30/15 14:01	7440-02-0	
Potassium	**2740**	mg/kg	46.2	1	06/26/15 15:00	06/30/15 14:01	7440-09-7	
Selenium	ND	mg/kg	1.4	1	06/26/15 15:00	06/30/15 14:01	7782-49-2	
Silver	ND	mg/kg	0.65	1	06/26/15 15:00	06/30/15 14:01	7440-22-4	
Sodium	**794**	mg/kg	46.2	1	06/26/15 15:00	06/30/15 14:01	7440-23-5	
Thallium	ND	mg/kg	1.8	1	06/26/15 15:00	06/30/15 14:01	7440-28-0	
Vanadium	**37.0**	mg/kg	0.92	1	06/26/15 15:00	06/30/15 14:01	7440-62-2	
Zinc	**59.4**	mg/kg	9.2	1	06/26/15 15:00	06/30/15 14:01	7440-66-6	
7471 Mercury	Analytical Method: EPA 7471 Preparation Method: EPA 7471							
Mercury	ND	mg/kg	0.046	1	07/06/15 09:30	07/06/15 13:33	7439-97-6	
8270 MSSV Semivolatiles	Analytical Method: EPA 8270 Preparation Method: EPA 3546							
Acenaphthene	ND	ug/kg	422	1	07/01/15 00:00	07/06/15 14:31	83-32-9	
Acenaphthylene	ND	ug/kg	422	1	07/01/15 00:00	07/06/15 14:31	208-96-8	
Anthracene	ND	ug/kg	422	1	07/01/15 00:00	07/06/15 14:31	120-12-7	
Benzo(a)anthracene	ND	ug/kg	422	1	07/01/15 00:00	07/06/15 14:31	56-55-3	
Benzo(a)pyrene	ND	ug/kg	422	1	07/01/15 00:00	07/06/15 14:31	50-32-8	
Benzo(b)fluoranthene	ND	ug/kg	422	1	07/01/15 00:00	07/06/15 14:31	205-99-2	
Benzo(g,h,i)perylene	ND	ug/kg	422	1	07/01/15 00:00	07/06/15 14:31	191-24-2	
Benzo(k)fluoranthene	ND	ug/kg	422	1	07/01/15 00:00	07/06/15 14:31	207-08-9	
Benzoic acid	ND	ug/kg	2140	1	07/01/15 00:00	07/06/15 14:31	65-85-0	
Benzyl alcohol	ND	ug/kg	844	1	07/01/15 00:00	07/06/15 14:31	100-51-6	
4-Bromophenylphenyl ether	ND	ug/kg	422	1	07/01/15 00:00	07/06/15 14:31	101-55-3	

REPORT OF LABORATORY ANALYSIS

This report shall not be reproduced, except in full,
without the written consent of Pace Analytical Services, Inc..

Pace Analytical Services, Inc.
9608 Loiret Blvd.
Lenexa, KS 66219
(913)599-5665

ANALYTICAL RESULTS

Project: Honeywell BFC
Pace Project No.: 60196979

Sample: TWBD41506-04S-0623-1015 **Lab ID: 60196979012** Collected: 06/23/15 13:00 Received: 06/23/15 15:33 Matrix: Solid

Results reported on a "dry weight" basis and are adjusted for percent moisture, sample size and any dilutions.

Parameters	Results	Units	Report Limit	DF	Prepared	Analyzed	CAS No.	Qual
8270 MSSV Semivolatiles	Analytical Method: EPA 8270 Preparation Method: EPA 3546							
Butylbenzylphthalate	ND	ug/kg	422	1	07/01/15 00:00	07/06/15 14:31	85-68-7	
Carbazole	ND	ug/kg	422	1	07/01/15 00:00	07/06/15 14:31	86-74-8	
4-Chloro-3-methylphenol	ND	ug/kg	844	1	07/01/15 00:00	07/06/15 14:31	59-50-7	
4-Chloroaniline	ND	ug/kg	844	1	07/01/15 00:00	07/06/15 14:31	106-47-8	
bis(2-Chloroethoxy)methane	ND	ug/kg	422	1	07/01/15 00:00	07/06/15 14:31	111-91-1	
bis(2-Chloroethyl) ether	ND	ug/kg	422	1	07/01/15 00:00	07/06/15 14:31	111-44-4	
bis(2-Chloroisopropyl) ether	ND	ug/kg	422	1	07/01/15 00:00	07/06/15 14:31	39638-32-9	
2-Chloronaphthalene	ND	ug/kg	422	1	07/01/15 00:00	07/06/15 14:31	91-58-7	
2-Chlorophenol	ND	ug/kg	422	1	07/01/15 00:00	07/06/15 14:31	95-57-8	
4-Chlorophenylphenyl ether	ND	ug/kg	422	1	07/01/15 00:00	07/06/15 14:31	7005-72-3	
Chrysene	ND	ug/kg	422	1	07/01/15 00:00	07/06/15 14:31	218-01-9	
Dibenz(a,h)anthracene	ND	ug/kg	422	1	07/01/15 00:00	07/06/15 14:31	53-70-3	
Dibenzofuran	ND	ug/kg	422	1	07/01/15 00:00	07/06/15 14:31	132-64-9	
1,2-Dichlorobenzene	ND	ug/kg	422	1	07/01/15 00:00	07/06/15 14:31	95-50-1	
1,3-Dichlorobenzene	ND	ug/kg	422	1	07/01/15 00:00	07/06/15 14:31	541-73-1	
1,4-Dichlorobenzene	ND	ug/kg	422	1	07/01/15 00:00	07/06/15 14:31	106-46-7	
3,3'-Dichlorobenzidine	ND	ug/kg	844	1	07/01/15 00:00	07/06/15 14:31	91-94-1	
2,4-Dichlorophenol	ND	ug/kg	422	1	07/01/15 00:00	07/06/15 14:31	120-83-2	
Diethylphthalate	ND	ug/kg	422	1	07/01/15 00:00	07/06/15 14:31	84-66-2	
2,4-Dimethylphenol	ND	ug/kg	422	1	07/01/15 00:00	07/06/15 14:31	105-67-9	
Dimethylphthalate	ND	ug/kg	422	1	07/01/15 00:00	07/06/15 14:31	131-11-3	
Di-n-butylphthalate	ND	ug/kg	422	1	07/01/15 00:00	07/06/15 14:31	84-74-2	
4,6-Dinitro-2-methylphenol	ND	ug/kg	2140	1	07/01/15 00:00	07/06/15 14:31	534-52-1	
2,4-Dinitrophenol	ND	ug/kg	2140	1	07/01/15 00:00	07/06/15 14:31	51-28-5	
2,4-Dinitrotoluene	ND	ug/kg	422	1	07/01/15 00:00	07/06/15 14:31	121-14-2	
2,6-Dinitrotoluene	ND	ug/kg	422	1	07/01/15 00:00	07/06/15 14:31	606-20-2	
Di-n-octylphthalate	ND	ug/kg	422	1	07/01/15 00:00	07/06/15 14:31	117-84-0	
bis(2-Ethylhexyl)phthalate	ND	ug/kg	422	1	07/01/15 00:00	07/06/15 14:31	117-81-7	
Fluoranthene	ND	ug/kg	422	1	07/01/15 00:00	07/06/15 14:31	206-44-0	
Fluorene	ND	ug/kg	422	1	07/01/15 00:00	07/06/15 14:31	86-73-7	
Hexachloro-1,3-butadiene	ND	ug/kg	422	1	07/01/15 00:00	07/06/15 14:31	87-68-3	
Hexachlorobenzene	ND	ug/kg	422	1	07/01/15 00:00	07/06/15 14:31	118-74-1	
Hexachlorocyclopentadiene	ND	ug/kg	422	1	07/01/15 00:00	07/06/15 14:31	77-47-4	
Hexachloroethane	ND	ug/kg	422	1	07/01/15 00:00	07/06/15 14:31	67-72-1	
Indeno(1,2,3-cd)pyrene	ND	ug/kg	422	1	07/01/15 00:00	07/06/15 14:31	193-39-5	
Isophorone	ND	ug/kg	422	1	07/01/15 00:00	07/06/15 14:31	78-59-1	
2-Methylnaphthalene	ND	ug/kg	422	1	07/01/15 00:00	07/06/15 14:31	91-57-6	
2-Methylphenol(o-Cresol)	ND	ug/kg	422	1	07/01/15 00:00	07/06/15 14:31	95-48-7	
3&4-Methylphenol(m&p Cresol)	ND	ug/kg	422	1	07/01/15 00:00	07/06/15 14:31		
Naphthalene	ND	ug/kg	422	1	07/01/15 00:00	07/06/15 14:31	91-20-3	
2-Nitroaniline	ND	ug/kg	844	1	07/01/15 00:00	07/06/15 14:31	88-74-4	
3-Nitroaniline	ND	ug/kg	844	1	07/01/15 00:00	07/06/15 14:31	99-09-2	
4-Nitroaniline	ND	ug/kg	844	1	07/01/15 00:00	07/06/15 14:31	100-01-6	
Nitrobenzene	ND	ug/kg	422	1	07/01/15 00:00	07/06/15 14:31	98-95-3	
2-Nitrophenol	ND	ug/kg	422	1	07/01/15 00:00	07/06/15 14:31	88-75-5	

This report shall not be reproduced, except in full,
without the written consent of Pace Analytical Services, Inc..

Pace Analytical Services, Inc.
9608 Loiret Blvd.
Lenexa, KS 66219
(913)599-5665

ANALYTICAL RESULTS

Project: Honeywell BFC
Pace Project No.: 60196979

Sample: TWBD41506-04S-0623-1015 **Lab ID: 60196979012** Collected: 06/23/15 13:00 Received: 06/23/15 15:33 Matrix: Solid

Results reported on a "dry weight" basis and are adjusted for percent moisture, sample size and any dilutions.

Parameters	Results	Units	Report Limit	DF	Prepared	Analyzed	CAS No.	Qual
8270 MSSV Semivolatiles	Analytical Method: EPA 8270 Preparation Method: EPA 3546							
4-Nitrophenol	ND	ug/kg	2140	1	07/01/15 00:00	07/06/15 14:31	100-02-7	
N-Nitroso-di-n-propylamine	ND	ug/kg	422	1	07/01/15 00:00	07/06/15 14:31	621-64-7	
N-Nitrosodiphenylamine	ND	ug/kg	422	1	07/01/15 00:00	07/06/15 14:31	86-30-6	
Pentachlorophenol	ND	ug/kg	2140	1	07/01/15 00:00	07/06/15 14:31	87-86-5	
Phenanthrene	ND	ug/kg	422	1	07/01/15 00:00	07/06/15 14:31	85-01-8	
Phenol	ND	ug/kg	422	1	07/01/15 00:00	07/06/15 14:31	108-95-2	
Pyrene	ND	ug/kg	422	1	07/01/15 00:00	07/06/15 14:31	129-00-0	
Pyridine	ND	ug/kg	422	1	07/01/15 00:00	07/06/15 14:31	110-86-1	
1,2,4-Trichlorobenzene	ND	ug/kg	422	1	07/01/15 00:00	07/06/15 14:31	120-82-1	
2,4,5-Trichlorophenol	ND	ug/kg	422	1	07/01/15 00:00	07/06/15 14:31	95-95-4	
2,4,6-Trichlorophenol	ND	ug/kg	422	1	07/01/15 00:00	07/06/15 14:31	88-06-2	
Surrogates								
Nitrobenzene-d5 (S)	77	%	44-115	1	07/01/15 00:00	07/06/15 14:31	4165-60-0	
2-Fluorobiphenyl (S)	79	%	57-117	1	07/01/15 00:00	07/06/15 14:31	321-60-8	
Terphenyl-d14 (S)	87	%	45-129	1	07/01/15 00:00	07/06/15 14:31	1718-51-0	
Phenol-d6 (S)	80	%	46-104	1	07/01/15 00:00	07/06/15 14:31	13127-88-3	
2-Fluorophenol (S)	77	%	29-110	1	07/01/15 00:00	07/06/15 14:31	367-12-4	
2,4,6-Tribromophenol (S)	78	%	28-122	1	07/01/15 00:00	07/06/15 14:31	118-79-6	
8260 MSV GRO and Oxygenates	Analytical Method: EPA 5035A/8260							
TPH-GRO	ND	mg/kg	0.57	1		06/24/15 16:22		
8260 MSV 5035A VOA	Analytical Method: EPA 8260							
Acetone	ND	ug/kg	22.6	1		06/24/15 16:22	67-64-1	
Benzene	ND	ug/kg	5.7	1		06/24/15 16:22	71-43-2	
Bromobenzene	ND	ug/kg	5.7	1		06/24/15 16:22	108-86-1	
Bromochloromethane	ND	ug/kg	5.7	1		06/24/15 16:22	74-97-5	
Bromodichloromethane	ND	ug/kg	5.7	1		06/24/15 16:22	75-27-4	
Bromoform	ND	ug/kg	5.7	1		06/24/15 16:22	75-25-2	
Bromomethane	ND	ug/kg	5.7	1		06/24/15 16:22	74-83-9	
2-Butanone (MEK)	ND	ug/kg	11.3	1		06/24/15 16:22	78-93-3	
n-Butylbenzene	ND	ug/kg	5.7	1		06/24/15 16:22	104-51-8	
sec-Butylbenzene	ND	ug/kg	5.7	1		06/24/15 16:22	135-98-8	
tert-Butylbenzene	ND	ug/kg	5.7	1		06/24/15 16:22	98-06-6	
Carbon disulfide	ND	ug/kg	5.7	1		06/24/15 16:22	75-15-0	
Carbon tetrachloride	ND	ug/kg	5.7	1		06/24/15 16:22	56-23-5	
Chlorobenzene	ND	ug/kg	5.7	1		06/24/15 16:22	108-90-7	
Chloroethane	ND	ug/kg	5.7	1		06/24/15 16:22	75-00-3	
Chloroform	ND	ug/kg	5.7	1		06/24/15 16:22	67-66-3	
Chloromethane	ND	ug/kg	5.7	1		06/24/15 16:22	74-87-3	
2-Chlorotoluene	ND	ug/kg	5.7	1		06/24/15 16:22	95-49-8	
4-Chlorotoluene	ND	ug/kg	5.7	1		06/24/15 16:22	106-43-4	
1,2-Dibromo-3-chloropropane	ND	ug/kg	11.3	1		06/24/15 16:22	96-12-8	
Dibromochloromethane	ND	ug/kg	5.7	1		06/24/15 16:22	124-48-1	
1,2-Dibromoethane (EDB)	ND	ug/kg	5.7	1		06/24/15 16:22	106-93-4	

REPORT OF LABORATORY ANALYSIS

This report shall not be reproduced, except in full,
without the written consent of Pace Analytical Services, Inc..

Pace Analytical Services, Inc.
9608 Loiret Blvd.
Lenexa, KS 66219
(913)599-5665

ANALYTICAL RESULTS

Project: Honeywell BFC
Pace Project No.: 60196979

Sample: TWBD41506-04S-0623-1015 **Lab ID: 60196979012** Collected: 06/23/15 13:00 Received: 06/23/15 15:33 Matrix: Solid

Results reported on a "dry weight" basis and are adjusted for percent moisture, sample size and any dilutions.

Parameters	Results	Units	Report Limit	DF	Prepared	Analyzed	CAS No.	Qual
8260 MSV 5035A VOA	Analytical Method: EPA 8260							
Dibromomethane	ND	ug/kg	5.7	1		06/24/15 16:22	74-95-3	
1,2-Dichlorobenzene	ND	ug/kg	5.7	1		06/24/15 16:22	95-50-1	
1,3-Dichlorobenzene	ND	ug/kg	5.7	1		06/24/15 16:22	541-73-1	
1,4-Dichlorobenzene	ND	ug/kg	5.7	1		06/24/15 16:22	106-46-7	
Dichlorodifluoromethane	ND	ug/kg	5.7	1		06/24/15 16:22	75-71-8	
1,1-Dichloroethane	ND	ug/kg	5.7	1		06/24/15 16:22	75-34-3	
1,2-Dichloroethane	ND	ug/kg	5.7	1		06/24/15 16:22	107-06-2	
1,2-Dichloroethene (Total)	ND	ug/kg	5.7	1		06/24/15 16:22	540-59-0	
1,1-Dichloroethene	ND	ug/kg	5.7	1		06/24/15 16:22	75-35-4	
cis-1,2-Dichloroethene	ND	ug/kg	5.7	1		06/24/15 16:22	156-59-2	
trans-1,2-Dichloroethene	ND	ug/kg	5.7	1		06/24/15 16:22	156-60-5	
1,2-Dichloropropane	ND	ug/kg	5.7	1		06/24/15 16:22	78-87-5	
1,3-Dichloropropane	ND	ug/kg	5.7	1		06/24/15 16:22	142-28-9	
2,2-Dichloropropane	ND	ug/kg	5.7	1		06/24/15 16:22	594-20-7	
1,1-Dichloropropene	ND	ug/kg	5.7	1		06/24/15 16:22	563-58-6	
cis-1,3-Dichloropropene	ND	ug/kg	5.7	1		06/24/15 16:22	10061-01-5	
trans-1,3-Dichloropropene	ND	ug/kg	5.7	1		06/24/15 16:22	10061-02-6	
Ethylbenzene	ND	ug/kg	5.7	1		06/24/15 16:22	100-41-4	
Hexachloro-1,3-butadiene	ND	ug/kg	5.7	1		06/24/15 16:22	87-68-3	
2-Hexanone	ND	ug/kg	22.6	1		06/24/15 16:22	591-78-6	
Isopropylbenzene (Cumene)	ND	ug/kg	5.7	1		06/24/15 16:22	98-82-8	
p-Isopropyltoluene	ND	ug/kg	5.7	1		06/24/15 16:22	99-87-6	
Methylene chloride	ND	ug/kg	5.7	1		06/24/15 16:22	75-09-2	
4-Methyl-2-pentanone (MIBK)	ND	ug/kg	11.3	1		06/24/15 16:22	108-10-1	
Methyl-tert-butyl ether	ND	ug/kg	5.7	1		06/24/15 16:22	1634-04-4	
Naphthalene	ND	ug/kg	11.3	1		06/24/15 16:22	91-20-3	
n-Propylbenzene	ND	ug/kg	5.7	1		06/24/15 16:22	103-65-1	
Styrene	ND	ug/kg	5.7	1		06/24/15 16:22	100-42-5	
1,1,1,2-Tetrachloroethane	ND	ug/kg	5.7	1		06/24/15 16:22	630-20-6	
1,1,2,2-Tetrachloroethane	ND	ug/kg	5.7	1		06/24/15 16:22	79-34-5	
Tetrachloroethene	ND	ug/kg	5.7	1		06/24/15 16:22	127-18-4	
Toluene	ND	ug/kg	5.7	1		06/24/15 16:22	108-88-3	
1,2,3-Trichlorobenzene	ND	ug/kg	5.7	1		06/24/15 16:22	87-61-6	
1,2,4-Trichlorobenzene	ND	ug/kg	5.7	1		06/24/15 16:22	120-82-1	
1,1,1-Trichloroethane	ND	ug/kg	5.7	1		06/24/15 16:22	71-55-6	
1,1,2-Trichloroethane	ND	ug/kg	5.7	1		06/24/15 16:22	79-00-5	
Trichloroethene	ND	ug/kg	5.7	1		06/24/15 16:22	79-01-6	
Trichlorofluoromethane	ND	ug/kg	5.7	1		06/24/15 16:22	75-69-4	
1,2,3-Trichloropropane	ND	ug/kg	5.7	1		06/24/15 16:22	96-18-4	
1,2,4-Trimethylbenzene	ND	ug/kg	5.7	1		06/24/15 16:22	95-63-6	
1,3,5-Trimethylbenzene	ND	ug/kg	5.7	1		06/24/15 16:22	108-67-8	
Vinyl chloride	ND	ug/kg	5.7	1		06/24/15 16:22	75-01-4	
Xylene (Total)	ND	ug/kg	5.7	1		06/24/15 16:22	1330-20-7	
Surrogates								
Toluene-d8 (S)	98	%	82-137	1		06/24/15 16:22	2037-26-5	

REPORT OF LABORATORY ANALYSIS

This report shall not be reproduced, except in full,
without the written consent of Pace Analytical Services, Inc..

Pace Analytical Services, Inc.
9608 Loiret Blvd.
Lenexa, KS 66219
(913)599-5665

ANALYTICAL RESULTS

Project: Honeywell BFC
Pace Project No.: 60196979

Sample: TWBD41506-04S-0623-1015 **Lab ID: 60196979012** Collected: 06/23/15 13:00 Received: 06/23/15 15:33 Matrix: Solid

Results reported on a "dry weight" basis and are adjusted for percent moisture, sample size and any dilutions.

Parameters	Results	Units	Report Limit	DF	Prepared	Analyzed	CAS No.	Qual
8260 MSV 5035A VOA	Analytical Method: EPA 8260							
Surrogates								
4-Bromofluorobenzene (S)	101	%	82-119	1		06/24/15 16:22	460-00-4	
1,2-Dichloroethane-d4 (S)	107	%	81-142	1		06/24/15 16:22	17060-07-0	
Percent Moisture	Analytical Method: ASTM D2974							
Percent Moisture	**23.8**	%	0.50	1		06/24/15 00:00		

REPORT OF LABORATORY ANALYSIS

This report shall not be reproduced, except in full,
without the written consent of Pace Analytical Services, Inc..

Pace Analytical Services, Inc.
9608 Loiret Blvd.
Lenexa, KS 66219
(913)599-5665

ANALYTICAL RESULTS

Project: Honeywell BFC
Pace Project No.: 60196979

Sample: TRIP-3 **Lab ID: 60196979013** Collected: 06/23/15 00:00 Received: 06/23/15 15:33 Matrix: Solid

Results reported on a "wet-weight" basis

Parameters	Results	Units	Report Limit	DF	Prepared	Analyzed	CAS No.	Qual
8260 MSV GRO and Oxygenates	Analytical Method: EPA 5035A/8260							
TPH-GRO	ND	mg/kg	0.50	1		06/24/15 12:15		
8260 MSV 5035A VOA	Analytical Method: EPA 8260							
Acetone	ND	ug/kg	20.0	1		06/24/15 12:15	67-64-1	
Benzene	ND	ug/kg	5.0	1		06/24/15 12:15	71-43-2	
Bromobenzene	ND	ug/kg	5.0	1		06/24/15 12:15	108-86-1	
Bromochloromethane	ND	ug/kg	5.0	1		06/24/15 12:15	74-97-5	
Bromodichloromethane	ND	ug/kg	5.0	1		06/24/15 12:15	75-27-4	
Bromoform	ND	ug/kg	5.0	1		06/24/15 12:15	75-25-2	
Bromomethane	ND	ug/kg	5.0	1		06/24/15 12:15	74-83-9	
2-Butanone (MEK)	ND	ug/kg	10.0	1		06/24/15 12:15	78-93-3	
n-Butylbenzene	ND	ug/kg	5.0	1		06/24/15 12:15	104-51-8	
sec-Butylbenzene	ND	ug/kg	5.0	1		06/24/15 12:15	135-98-8	
tert-Butylbenzene	ND	ug/kg	5.0	1		06/24/15 12:15	98-06-6	
Carbon disulfide	ND	ug/kg	5.0	1		06/24/15 12:15	75-15-0	
Carbon tetrachloride	ND	ug/kg	5.0	1		06/24/15 12:15	56-23-5	
Chlorobenzene	ND	ug/kg	5.0	1		06/24/15 12:15	108-90-7	
Chloroethane	ND	ug/kg	5.0	1		06/24/15 12:15	75-00-3	
Chloroform	ND	ug/kg	5.0	1		06/24/15 12:15	67-66-3	
Chloromethane	ND	ug/kg	5.0	1		06/24/15 12:15	74-87-3	
2-Chlorotoluene	ND	ug/kg	5.0	1		06/24/15 12:15	95-49-8	
4-Chlorotoluene	ND	ug/kg	5.0	1		06/24/15 12:15	106-43-4	
1,2-Dibromo-3-chloropropane	ND	ug/kg	10.0	1		06/24/15 12:15	96-12-8	
Dibromochloromethane	ND	ug/kg	5.0	1		06/24/15 12:15	124-48-1	
1,2-Dibromoethane (EDB)	ND	ug/kg	5.0	1		06/24/15 12:15	106-93-4	
Dibromomethane	ND	ug/kg	5.0	1		06/24/15 12:15	74-95-3	
1,2-Dichlorobenzene	ND	ug/kg	5.0	1		06/24/15 12:15	95-50-1	
1,3-Dichlorobenzene	ND	ug/kg	5.0	1		06/24/15 12:15	541-73-1	
1,4-Dichlorobenzene	ND	ug/kg	5.0	1		06/24/15 12:15	106-46-7	
Dichlorodifluoromethane	ND	ug/kg	5.0	1		06/24/15 12:15	75-71-8	
1,1-Dichloroethane	ND	ug/kg	5.0	1		06/24/15 12:15	75-34-3	
1,2-Dichloroethane	ND	ug/kg	5.0	1		06/24/15 12:15	107-06-2	
1,2-Dichloroethene (Total)	ND	ug/kg	5.0	1		06/24/15 12:15	540-59-0	
1,1-Dichloroethene	ND	ug/kg	5.0	1		06/24/15 12:15	75-35-4	
cis-1,2-Dichloroethene	ND	ug/kg	5.0	1		06/24/15 12:15	156-59-2	
trans-1,2-Dichloroethene	ND	ug/kg	5.0	1		06/24/15 12:15	156-60-5	
1,2-Dichloropropane	ND	ug/kg	5.0	1		06/24/15 12:15	78-87-5	
1,3-Dichloropropane	ND	ug/kg	5.0	1		06/24/15 12:15	142-28-9	
2,2-Dichloropropane	ND	ug/kg	5.0	1		06/24/15 12:15	594-20-7	
1,1-Dichloropropene	ND	ug/kg	5.0	1		06/24/15 12:15	563-58-6	
cis-1,3-Dichloropropene	ND	ug/kg	5.0	1		06/24/15 12:15	10061-01-5	
trans-1,3-Dichloropropene	ND	ug/kg	5.0	1		06/24/15 12:15	10061-02-6	
Ethylbenzene	ND	ug/kg	5.0	1		06/24/15 12:15	100-41-4	
Hexachloro-1,3-butadiene	ND	ug/kg	5.0	1		06/24/15 12:15	87-68-3	
2-Hexanone	ND	ug/kg	20.0	1		06/24/15 12:15	591-78-6	
Isopropylbenzene (Cumene)	ND	ug/kg	5.0	1		06/24/15 12:15	98-82-8	

REPORT OF LABORATORY ANALYSIS

This report shall not be reproduced, except in full,
without the written consent of Pace Analytical Services, Inc..

Pace Analytical Services, Inc.
9608 Loiret Blvd.
Lenexa, KS 66219
(913)599-5665

ANALYTICAL RESULTS

Project: Honeywell BFC
Pace Project No.: 60196979

Sample: TRIP-3 **Lab ID: 60196979013** Collected: 06/23/15 00:00 Received: 06/23/15 15:33 Matrix: Solid

Results reported on a "wet-weight" basis

Parameters	Results	Units	Report Limit	DF	Prepared	Analyzed	CAS No.	Qual
8260 MSV 5035A VOA	Analytical Method: EPA 8260							
p-Isopropyltoluene	ND	ug/kg	5.0	1		06/24/15 12:15	99-87-6	
Methylene chloride	ND	ug/kg	5.0	1		06/24/15 12:15	75-09-2	
4-Methyl-2-pentanone (MIBK)	ND	ug/kg	10.0	1		06/24/15 12:15	108-10-1	
Methyl-tert-butyl ether	ND	ug/kg	5.0	1		06/24/15 12:15	1634-04-4	
Naphthalene	ND	ug/kg	10.0	1		06/24/15 12:15	91-20-3	
n-Propylbenzene	ND	ug/kg	5.0	1		06/24/15 12:15	103-65-1	
Styrene	ND	ug/kg	5.0	1		06/24/15 12:15	100-42-5	
1,1,1,2-Tetrachloroethane	ND	ug/kg	5.0	1		06/24/15 12:15	630-20-6	
1,1,2,2-Tetrachloroethane	ND	ug/kg	5.0	1		06/24/15 12:15	79-34-5	
Tetrachloroethene	ND	ug/kg	5.0	1		06/24/15 12:15	127-18-4	
Toluene	ND	ug/kg	5.0	1		06/24/15 12:15	108-88-3	
1,2,3-Trichlorobenzene	ND	ug/kg	5.0	1		06/24/15 12:15	87-61-6	
1,2,4-Trichlorobenzene	ND	ug/kg	5.0	1		06/24/15 12:15	120-82-1	
1,1,1-Trichloroethane	ND	ug/kg	5.0	1		06/24/15 12:15	71-55-6	
1,1,2-Trichloroethane	ND	ug/kg	5.0	1		06/24/15 12:15	79-00-5	
Trichloroethene	ND	ug/kg	5.0	1		06/24/15 12:15	79-01-6	
Trichlorofluoromethane	ND	ug/kg	5.0	1		06/24/15 12:15	75-69-4	
1,2,3-Trichloropropane	ND	ug/kg	5.0	1		06/24/15 12:15	96-18-4	
1,2,4-Trimethylbenzene	ND	ug/kg	5.0	1		06/24/15 12:15	95-63-6	
1,3,5-Trimethylbenzene	ND	ug/kg	5.0	1		06/24/15 12:15	108-67-8	
Vinyl chloride	ND	ug/kg	5.0	1		06/24/15 12:15	75-01-4	
Xylene (Total)	ND	ug/kg	5.0	1		06/24/15 12:15	1330-20-7	
Surrogates								
Toluene-d8 (S)	99	%	82-137	1		06/24/15 12:15	2037-26-5	
4-Bromofluorobenzene (S)	98	%	82-119	1		06/24/15 12:15	460-00-4	
1,2-Dichloroethane-d4 (S)	95	%	81-142	1		06/24/15 12:15	17060-07-0	

REPORT OF LABORATORY ANALYSIS

This report shall not be reproduced, except in full,
without the written consent of Pace Analytical Services, Inc..

Pace Analytical Services, Inc.
9608 Loiret Blvd.
Lenexa, KS 66219
(913)599-5665

ANALYTICAL RESULTS

Project: Honeywell BFC
Pace Project No.: 60196979

Sample: TRIP-4 **Lab ID: 60196979014** Collected: 06/23/15 00:00 Received: 06/23/15 15:33 Matrix: Solid

Results reported on a "wet-weight" basis

Parameters	Results	Units	Report Limit	DF	Prepared	Analyzed	CAS No.	Qual
8260 MSV GRO and Oxygenates	Analytical Method: EPA 5035A/8260							
TPH-GRO	ND	mg/kg	0.50	1		06/30/15 11:21		
8260 MSV 5035A VOA	Analytical Method: EPA 8260							
Acetone	ND	ug/kg	20.0	1		06/24/15 16:59	67-64-1	
Benzene	ND	ug/kg	5.0	1		06/24/15 16:59	71-43-2	
Bromobenzene	ND	ug/kg	5.0	1		06/24/15 16:59	108-86-1	
Bromochloromethane	ND	ug/kg	5.0	1		06/24/15 16:59	74-97-5	
Bromodichloromethane	ND	ug/kg	5.0	1		06/24/15 16:59	75-27-4	
Bromoform	ND	ug/kg	5.0	1		06/24/15 16:59	75-25-2	
Bromomethane	ND	ug/kg	5.0	1		06/24/15 16:59	74-83-9	
2-Butanone (MEK)	ND	ug/kg	10.0	1		06/24/15 16:59	78-93-3	
n-Butylbenzene	ND	ug/kg	5.0	1		06/24/15 16:59	104-51-8	
sec-Butylbenzene	ND	ug/kg	5.0	1		06/24/15 16:59	135-98-8	
tert-Butylbenzene	ND	ug/kg	5.0	1		06/24/15 16:59	98-06-6	
Carbon disulfide	ND	ug/kg	5.0	1		06/24/15 16:59	75-15-0	
Carbon tetrachloride	ND	ug/kg	5.0	1		06/24/15 16:59	56-23-5	
Chlorobenzene	ND	ug/kg	5.0	1		06/24/15 16:59	108-90-7	
Chloroethane	ND	ug/kg	5.0	1		06/24/15 16:59	75-00-3	
Chloroform	ND	ug/kg	5.0	1		06/24/15 16:59	67-66-3	
Chloromethane	ND	ug/kg	5.0	1		06/24/15 16:59	74-87-3	
2-Chlorotoluene	ND	ug/kg	5.0	1		06/24/15 16:59	95-49-8	
4-Chlorotoluene	ND	ug/kg	5.0	1		06/24/15 16:59	106-43-4	
1,2-Dibromo-3-chloropropane	ND	ug/kg	10.0	1		06/24/15 16:59	96-12-8	
Dibromochloromethane	ND	ug/kg	5.0	1		06/24/15 16:59	124-48-1	
1,2-Dibromoethane (EDB)	ND	ug/kg	5.0	1		06/24/15 16:59	106-93-4	
Dibromomethane	ND	ug/kg	5.0	1		06/24/15 16:59	74-95-3	
1,2-Dichlorobenzene	ND	ug/kg	5.0	1		06/24/15 16:59	95-50-1	
1,3-Dichlorobenzene	ND	ug/kg	5.0	1		06/24/15 16:59	541-73-1	
1,4-Dichlorobenzene	ND	ug/kg	5.0	1		06/24/15 16:59	106-46-7	
Dichlorodifluoromethane	ND	ug/kg	5.0	1		06/24/15 16:59	75-71-8	
1,1-Dichloroethane	ND	ug/kg	5.0	1		06/24/15 16:59	75-34-3	
1,2-Dichloroethane	ND	ug/kg	5.0	1		06/24/15 16:59	107-06-2	
1,2-Dichloroethene (Total)	ND	ug/kg	5.0	1		06/24/15 16:59	540-59-0	
1,1-Dichloroethene	ND	ug/kg	5.0	1		06/24/15 16:59	75-35-4	
cis-1,2-Dichloroethene	ND	ug/kg	5.0	1		06/24/15 16:59	156-59-2	
trans-1,2-Dichloroethene	ND	ug/kg	5.0	1		06/24/15 16:59	156-60-5	
1,2-Dichloropropane	ND	ug/kg	5.0	1		06/24/15 16:59	78-87-5	
1,3-Dichloropropane	ND	ug/kg	5.0	1		06/24/15 16:59	142-28-9	
2,2-Dichloropropane	ND	ug/kg	5.0	1		06/24/15 16:59	594-20-7	
1,1-Dichloropropene	ND	ug/kg	5.0	1		06/24/15 16:59	563-58-6	
cis-1,3-Dichloropropene	ND	ug/kg	5.0	1		06/24/15 16:59	10061-01-5	
trans-1,3-Dichloropropene	ND	ug/kg	5.0	1		06/24/15 16:59	10061-02-6	
Ethylbenzene	ND	ug/kg	5.0	1		06/24/15 16:59	100-41-4	
Hexachloro-1,3-butadiene	ND	ug/kg	5.0	1		06/24/15 16:59	87-68-3	
2-Hexanone	ND	ug/kg	20.0	1		06/24/15 16:59	591-78-6	
Isopropylbenzene (Cumene)	ND	ug/kg	5.0	1		06/24/15 16:59	98-82-8	

REPORT OF LABORATORY ANALYSIS

This report shall not be reproduced, except in full,
without the written consent of Pace Analytical Services, Inc..

Pace Analytical Services, Inc.
9608 Loiret Blvd.
Lenexa, KS 66219
(913)599-5665

ANALYTICAL RESULTS

Project: Honeywell BFC
Pace Project No.: 60196979

Sample: TRIP-4 **Lab ID: 60196979014** Collected: 06/23/15 00:00 Received: 06/23/15 15:33 Matrix: Solid

Results reported on a "wet-weight" basis

Parameters	Results	Units	Report Limit	DF	Prepared	Analyzed	CAS No.	Qual
8260 MSV 5035A VOA	Analytical Method: EPA 8260							
p-Isopropyltoluene	ND	ug/kg	5.0	1		06/24/15 16:59	99-87-6	
Methylene chloride	ND	ug/kg	5.0	1		06/24/15 16:59	75-09-2	
4-Methyl-2-pentanone (MIBK)	ND	ug/kg	10.0	1		06/24/15 16:59	108-10-1	
Methyl-tert-butyl ether	ND	ug/kg	5.0	1		06/24/15 16:59	1634-04-4	
Naphthalene	ND	ug/kg	10.0	1		06/24/15 16:59	91-20-3	
n-Propylbenzene	ND	ug/kg	5.0	1		06/24/15 16:59	103-65-1	
Styrene	ND	ug/kg	5.0	1		06/24/15 16:59	100-42-5	
1,1,1,2-Tetrachloroethane	ND	ug/kg	5.0	1		06/24/15 16:59	630-20-6	
1,1,2,2-Tetrachloroethane	ND	ug/kg	5.0	1		06/24/15 16:59	79-34-5	
Tetrachloroethene	ND	ug/kg	5.0	1		06/24/15 16:59	127-18-4	
Toluene	ND	ug/kg	5.0	1		06/24/15 16:59	108-88-3	
1,2,3-Trichlorobenzene	ND	ug/kg	5.0	1		06/24/15 16:59	87-61-6	
1,2,4-Trichlorobenzene	ND	ug/kg	5.0	1		06/24/15 16:59	120-82-1	
1,1,1-Trichloroethane	ND	ug/kg	5.0	1		06/24/15 16:59	71-55-6	
1,1,2-Trichloroethane	ND	ug/kg	5.0	1		06/24/15 16:59	79-00-5	
Trichloroethene	ND	ug/kg	5.0	1		06/24/15 16:59	79-01-6	
Trichlorofluoromethane	ND	ug/kg	5.0	1		06/24/15 16:59	75-69-4	
1,2,3-Trichloropropane	ND	ug/kg	5.0	1		06/24/15 16:59	96-18-4	
1,2,4-Trimethylbenzene	ND	ug/kg	5.0	1		06/24/15 16:59	95-63-6	
1,3,5-Trimethylbenzene	ND	ug/kg	5.0	1		06/24/15 16:59	108-67-8	
Vinyl chloride	ND	ug/kg	5.0	1		06/24/15 16:59	75-01-4	
Xylene (Total)	ND	ug/kg	5.0	1		06/24/15 16:59	1330-20-7	
Surrogates								
Toluene-d8 (S)	98	%	82-137	1		06/24/15 16:59	2037-26-5	
4-Bromofluorobenzene (S)	96	%	82-119	1		06/24/15 16:59	460-00-4	
1,2-Dichloroethane-d4 (S)	91	%	81-142	1		06/24/15 16:59	17060-07-0	

REPORT OF LABORATORY ANALYSIS

This report shall not be reproduced, except in full,
without the written consent of Pace Analytical Services, Inc..

Pace Analytical Services, Inc.
9608 Loiret Blvd.
Lenexa, KS 66219
(913)599-5665

QUALITY CONTROL DATA

Project: Honeywell BFC
Pace Project No.: 60196979

QC Batch: MERP/9733 Analysis Method: EPA 7471
QC Batch Method: EPA 7471 Analysis Description: 7471 Mercury
Associated Lab Samples: 60196979001, 60196979002, 60196979003, 60196979004, 60196979005, 60196979006, 60196979007, 60196979008, 60196979009, 60196979010, 60196979011, 60196979012

METHOD BLANK: 1595369 Matrix: Solid
Associated Lab Samples: 60196979001, 60196979002, 60196979003, 60196979004, 60196979005, 60196979006, 60196979007, 60196979008, 60196979009, 60196979010, 60196979011, 60196979012

Parameter	Units	Blank Result	Reporting Limit	Analyzed	Qualifiers
Mercury	mg/kg	ND	0.050	07/06/15 12:51	

LABORATORY CONTROL SAMPLE: 1595370

Parameter	Units	Spike Conc.	LCS Result	LCS % Rec	% Rec Limits	Qualifiers
Mercury	mg/kg	.5	0.51	102	80-120	

MATRIX SPIKE & MATRIX SPIKE DUPLICATE: 1595371 1595372

Parameter	Units	60196979001 Result	MS Spike Conc.	MSD Spike Conc.	MS Result	MSD Result	MS % Rec	MSD % Rec	% Rec Limits	RPD	Max RPD	Qual
Mercury	mg/kg	ND	.48	.49	0.55	0.43	111	83	75-125	24	20	R1

Results presented on this page are in the units indicated by the "Units" column except where an alternate unit is presented to the right of the result.

REPORT OF LABORATORY ANALYSIS

This report shall not be reproduced, except in full,
without the written consent of Pace Analytical Services, Inc..

Pace Analytical Services, Inc.
9608 Loiret Blvd.
Lenexa, KS 66219
(913)599-5665

QUALITY CONTROL DATA

Project: Honeywell BFC
Pace Project No.: 60196979

QC Batch: MPRP/32336 Analysis Method: EPA 6010
QC Batch Method: EPA 3050 Analysis Description: 6010 MET
Associated Lab Samples: 60196979001, 60196979002, 60196979003, 60196979004

METHOD BLANK: 1592547 Matrix: Solid
Associated Lab Samples: 60196979001, 60196979002, 60196979003, 60196979004

Parameter	Units	Blank Result	Reporting Limit	Analyzed	Qualifiers
Aluminum	mg/kg	ND	7.5	06/30/15 16:38	
Antimony	mg/kg	ND	1.0	06/30/15 16:38	
Arsenic	mg/kg	ND	1.0	06/30/15 16:38	
Barium	mg/kg	ND	1.0	06/30/15 16:38	
Beryllium	mg/kg	ND	0.10	07/01/15 12:28	
Cadmium	mg/kg	ND	0.50	06/30/15 16:38	
Calcium	mg/kg	ND	10.0	06/30/15 16:38	
Chromium	mg/kg	ND	0.50	06/30/15 16:38	
Cobalt	mg/kg	ND	0.50	06/30/15 16:38	
Copper	mg/kg	ND	1.0	06/30/15 16:38	
Iron	mg/kg	15.7	5.0	06/30/15 16:38	
Lead	mg/kg	ND	1.0	06/30/15 16:38	
Magnesium	mg/kg	ND	5.0	06/30/15 16:38	
Manganese	mg/kg	ND	0.50	06/30/15 16:38	
Nickel	mg/kg	ND	0.50	06/30/15 16:38	
Potassium	mg/kg	ND	50.0	06/30/15 16:38	
Selenium	mg/kg	ND	1.5	06/30/15 16:38	
Silver	mg/kg	ND	0.70	06/30/15 16:38	
Sodium	mg/kg	ND	50.0	06/30/15 16:38	
Thallium	mg/kg	ND	2.0	06/30/15 16:38	
Vanadium	mg/kg	ND	1.0	06/30/15 16:38	
Zinc	mg/kg	ND	10.0	06/30/15 16:38	

LABORATORY CONTROL SAMPLE: 1592548

Parameter	Units	Spike Conc.	LCS Result	LCS % Rec	% Rec Limits	Qualifiers
Aluminum	mg/kg	1000	1080	108	80-120	
Antimony	mg/kg	100	102	102	80-120	
Arsenic	mg/kg	100	99.1	99	80-120	
Barium	mg/kg	100	106	106	80-120	
Beryllium	mg/kg	100	106	106	80-120	
Cadmium	mg/kg	100	102	102	80-120	
Calcium	mg/kg	1000	1070	107	80-120	
Chromium	mg/kg	100	106	106	80-120	
Cobalt	mg/kg	100	104	104	80-120	
Copper	mg/kg	100	102	102	80-120	
Iron	mg/kg	1000	1080	108	80-120	
Lead	mg/kg	100	104	104	80-120	
Magnesium	mg/kg	1000	1060	106	80-120	
Manganese	mg/kg	100	104	104	80-120	

Results presented on this page are in the units indicated by the "Units" column except where an alternate unit is presented to the right of the result.

REPORT OF LABORATORY ANALYSIS

This report shall not be reproduced, except in full,
without the written consent of Pace Analytical Services, Inc..

Pace Analytical Services, Inc.
9608 Loiret Blvd.
Lenexa, KS 66219
(913)599-5665

QUALITY CONTROL DATA

Project: Honeywell BFC
Pace Project No.: 60196979

LABORATORY CONTROL SAMPLE: 1592548

Parameter	Units	Spike Conc.	LCS Result	LCS % Rec	% Rec Limits	Qualifiers
Nickel	mg/kg	100	103	103	80-120	
Potassium	mg/kg	1000	962	96	80-120	
Selenium	mg/kg	100	96.2	96	80-120	
Silver	mg/kg	50	49.6	99	80-120	
Sodium	mg/kg	1000	1050	105	80-120	
Thallium	mg/kg	100	98.3	98	80-120	
Vanadium	mg/kg	100	106	106	80-120	
Zinc	mg/kg	100	105	105	80-120	

MATRIX SPIKE & MATRIX SPIKE DUPLICATE: 1592549 1592550

Parameter	Units	60196943001 Result	MS Spike Conc.	MSD Spike Conc.	MS Result	MSD Result	MS % Rec	MSD % Rec	% Rec Limits	RPD	Max RPD	Qual
Aluminum	mg/kg	21200	943	943	29300	27400	861	651	75-125	7	20	M1
Antimony	mg/kg	3.2	94.3	94.3	30.6	33.1	29	32	75-125	8	20	M1
Arsenic	mg/kg	10.9	94.3	94.3	85.8	88.4	79	82	75-125	3	20	
Barium	mg/kg	279	94.3	94.3	253	288	-28	10	75-125	13	20	M1
Beryllium	mg/kg	0.88	94.3	94.3	86.8	84.0	91	88	75-125	3	20	
Cadmium	mg/kg	ND	94.3	94.3	87.2	85.3	92	90	75-125	2	20	
Calcium	mg/kg	6530	943	943	7270	8370	78	195	75-125	14	20	M1
Chromium	mg/kg	24.5	94.3	94.3	119	114	100	95	75-125	4	20	
Cobalt	mg/kg	17.6	94.3	94.3	93.3	92.1	80	79	75-125	1	20	
Copper	mg/kg	18.2	94.3	94.3	108	106	95	93	75-125	2	20	
Iron	mg/kg	22800	943	943	24000	23500	124	69	75-125	2	20	M1
Lead	mg/kg	19.3	94.3	94.3	98.3	101	84	86	75-125	2	20	
Magnesium	mg/kg	3720	943	943	5330	5010	171	136	75-125	6	20	M1
Manganese	mg/kg	875	94.3	94.3	309	461	-601	-439	75-125	40	20	M1,R1
Nickel	mg/kg	25.9	94.3	94.3	109	107	88	86	75-125	2	20	
Potassium	mg/kg	2240	943	943	4350	4020	224	189	75-125	8	20	M1
Selenium	mg/kg	ND	94.3	94.3	79.3	76.1	84	81	75-125	4	20	
Silver	mg/kg	ND	47.2	47.2	42.5	41.3	90	88	75-125	3	20	
Sodium	mg/kg	155	943	943	1100	1060	100	96	75-125	3	20	
Thallium	mg/kg	ND	94.3	94.3	83.9	82.0	87	85	75-125	2	20	
Vanadium	mg/kg	43.1	94.3	94.3	141	138	104	101	75-125	2	20	
Zinc	mg/kg	63.5	94.3	94.3	154	149	96	91	75-125	3	20	

Results presented on this page are in the units indicated by the "Units" column except where an alternate unit is presented to the right of the result.

REPORT OF LABORATORY ANALYSIS

This report shall not be reproduced, except in full,
without the written consent of Pace Analytical Services, Inc..

Pace Analytical Services, Inc.
9608 Loiret Blvd.
Lenexa, KS 66219
(913)599-5665

QUALITY CONTROL DATA

Project: Honeywell BFC
Pace Project No.: 60196979

QC Batch: MPRP/32337 Analysis Method: EPA 6010
QC Batch Method: EPA 3050 Analysis Description: 6010 MET
Associated Lab Samples: 60196979005, 60196979006, 60196979007, 60196979008, 60196979009, 60196979010, 60196979011, 60196979012

METHOD BLANK: 1592551 Matrix: Solid
Associated Lab Samples: 60196979005, 60196979006, 60196979007, 60196979008, 60196979009, 60196979010, 60196979011, 60196979012

Parameter	Units	Blank Result	Reporting Limit	Analyzed	Qualifiers
Aluminum	mg/kg	ND	7.5	06/30/15 13:32	
Antimony	mg/kg	ND	1.0	06/30/15 13:32	
Arsenic	mg/kg	ND	1.0	06/30/15 13:32	
Barium	mg/kg	ND	1.0	06/30/15 13:32	
Beryllium	mg/kg	ND	0.10	06/30/15 13:32	
Boron	mg/kg	ND	10.0	06/30/15 13:32	
Cadmium	mg/kg	ND	0.50	06/30/15 13:32	
Calcium	mg/kg	ND	10.0	06/30/15 13:32	
Chromium	mg/kg	ND	0.50	06/30/15 13:32	
Cobalt	mg/kg	ND	0.50	06/30/15 13:32	
Copper	mg/kg	ND	1.0	06/30/15 13:32	
Iron	mg/kg	ND	5.0	06/30/15 13:32	
Lead	mg/kg	ND	1.0	06/30/15 13:32	
Magnesium	mg/kg	ND	5.0	08/14/15 12:13	
Manganese	mg/kg	ND	0.50	06/30/15 13:32	
Nickel	mg/kg	ND	0.50	06/30/15 13:32	
Potassium	mg/kg	ND	50.0	06/30/15 13:32	
Selenium	mg/kg	ND	1.5	06/30/15 13:32	
Silver	mg/kg	ND	0.70	06/30/15 13:32	
Sodium	mg/kg	ND	50.0	06/30/15 13:32	
Thallium	mg/kg	ND	2.0	06/30/15 13:32	
Vanadium	mg/kg	ND	1.0	06/30/15 13:32	
Zinc	mg/kg	ND	10.0	06/30/15 13:32	

LABORATORY CONTROL SAMPLE: 1592552

Parameter	Units	Spike Conc.	LCS Result	LCS % Rec	% Rec Limits	Qualifiers
Aluminum	mg/kg	1000	962	96	80-120	
Antimony	mg/kg	100	101	101	80-120	
Arsenic	mg/kg	100	97.6	98	80-120	
Barium	mg/kg	100	104	104	80-120	
Beryllium	mg/kg	100	99.9	100	80-120	
Boron	mg/kg	100	92.7	93	80-120	
Cadmium	mg/kg	100	98.8	99	80-120	
Calcium	mg/kg	1000	938	94	80-120	
Chromium	mg/kg	100	94.1	94	80-120	
Cobalt	mg/kg	100	103	103	80-120	
Copper	mg/kg	100	96.0	96	80-120	

Results presented on this page are in the units indicated by the "Units" column except where an alternate unit is presented to the right of the result.

REPORT OF LABORATORY ANALYSIS

This report shall not be reproduced, except in full,
without the written consent of Pace Analytical Services, Inc..

Pace Analytical Services, Inc.
9608 Loiret Blvd.
Lenexa, KS 66219
(913)599-5665

QUALITY CONTROL DATA

Project: Honeywell BFC
Pace Project No.: 60196979

LABORATORY CONTROL SAMPLE: 1592552

Parameter	Units	Spike Conc.	LCS Result	LCS % Rec	% Rec Limits	Qualifiers
Iron	mg/kg	1000	931	93	80-120	
Lead	mg/kg	100	100	100	80-120	
Magnesium	mg/kg	1000	882	88	80-120	
Manganese	mg/kg	100	98.2	98	80-120	
Nickel	mg/kg	100	101	101	80-120	
Potassium	mg/kg	1000	964	96	80-120	
Selenium	mg/kg	100	95.5	96	80-120	
Silver	mg/kg	50	46.8	94	80-120	
Sodium	mg/kg	1000	1010	101	80-120	
Thallium	mg/kg	100	99.2	99	80-120	
Vanadium	mg/kg	100	99.2	99	80-120	
Zinc	mg/kg	100	96.2	96	80-120	

MATRIX SPIKE & MATRIX SPIKE DUPLICATE: 1592553 1592554

Parameter	Units	60196979005 Result	MS Spike Conc.	MSD Spike Conc.	MS Result	MSD Result	MS % Rec	MSD % Rec	% Rec Limits	RPD	Max RPD	Qual
Aluminum	mg/kg	18200	1090	913	25800	24900	704	740	75-125	4	20	
Antimony	mg/kg	ND	109	91.3	37.8	29.7	35	33	75-125	24	20	
Arsenic	mg/kg	12.8	109	91.3	110	91.6	90	86	75-125	18	20	
Barium	mg/kg	199	109	91.3	361	310	149	121	75-125	15	20	M1
Beryllium	mg/kg	0.90	109	91.3	101	85.7	92	93	75-125	16	20	
Boron	mg/kg	ND	109	91.3	91.6	78.8	84	86	75-125	15	20	
Cadmium	mg/kg	ND	109	91.3	102	87.4	94	95	75-125	16	20	
Calcium	mg/kg	5450	1090	913	6020	7440	52	218	75-125	21	20	
Chromium	mg/kg	19.7	109	91.3	119	104	92	92	75-125	14	20	
Cobalt	mg/kg	7.8	109	91.3	112	92.9	96	93	75-125	19	20	
Copper	mg/kg	17.6	109	91.3	117	102	92	92	75-125	14	20	
Iron	mg/kg	21300	1090	913	21600	18300	21	-333	75-125	16	20	
Lead	mg/kg	11.7	109	91.3	108	89.7	89	85	75-125	18	20	
Magnesium	mg/kg	2920	1090	913	4140	4000	113	118	75-125	4	20	
Manganese	mg/kg	533	109	91.3	791	722	237	206	75-125	9	20	
Nickel	mg/kg	22.5	109	91.3	120	107	90	93	75-125	12	20	
Potassium	mg/kg	2270	1090	913	4400	4230	196	215	75-125	4	20	M1
Selenium	mg/kg	ND	109	91.3	96.9	82.1	89	90	75-125	17	20	
Silver	mg/kg	ND	54.3	45.6	48.9	41.7	90	91	75-125	16	20	
Sodium	mg/kg	1040	1090	913	2360	1820	122	85	75-125	26	20	
Thallium	mg/kg	ND	109	91.3	92.6	77.7	85	85	75-125	18	20	
Vanadium	mg/kg	43.0	109	91.3	151	129	100	94	75-125	16	20	
Zinc	mg/kg	56.6	109	91.3	154	136	90	87	75-125	13	20	

Results presented on this page are in the units indicated by the "Units" column except where an alternate unit is presented to the right of the result.

REPORT OF LABORATORY ANALYSIS

This report shall not be reproduced, except in full,
without the written consent of Pace Analytical Services, Inc..

Pace Analytical Services, Inc.
9608 Loiret Blvd.
Lenexa, KS 66219
(913)599-5665

QUALITY CONTROL DATA

Project: Honeywell BFC
Pace Project No.: 60196979

QC Batch: MSV/70271 Analysis Method: EPA 5035A/8260
QC Batch Method: EPA 5035A/8260 Analysis Description: 8260 MSV GRO and Oxygenates
Associated Lab Samples: 60196979001, 60196979002, 60196979003, 60196979004, 60196979005, 60196979006, 60196979007, 60196979008, 60196979009, 60196979010, 60196979011, 60196979012, 60196979013

METHOD BLANK: 1591086 Matrix: Solid
Associated Lab Samples: 60196979001, 60196979002, 60196979003, 60196979004, 60196979005, 60196979006, 60196979007, 60196979008, 60196979009, 60196979010, 60196979011, 60196979012, 60196979013

Parameter	Units	Blank Result	Reporting Limit	Analyzed	Qualifiers
TPH-GRO	mg/kg	ND	0.50	06/24/15 10:43	

LABORATORY CONTROL SAMPLE: 1591087

Parameter	Units	Spike Conc.	LCS Result	LCS % Rec	% Rec Limits	Qualifiers
TPH-GRO	mg/kg	4	3.7	92	52-119	

Results presented on this page are in the units indicated by the "Units" column except where an alternate unit is presented to the right of the result.

REPORT OF LABORATORY ANALYSIS

This report shall not be reproduced, except in full,
without the written consent of Pace Analytical Services, Inc..

Pace Analytical Services, Inc.
9608 Loiret Blvd.
Lenexa, KS 66219
(913)599-5665

QUALITY CONTROL DATA

Project: Honeywell BFC
Pace Project No.: 60196979

QC Batch: MSV/70367 Analysis Method: EPA 5035A/8260
QC Batch Method: EPA 5035A/8260 Analysis Description: 8260 MSV GRO and Oxygenates
Associated Lab Samples: 60196979014

METHOD BLANK: 1593919 Matrix: Solid
Associated Lab Samples: 60196979014

Parameter	Units	Blank Result	Reporting Limit	Analyzed	Qualifiers
TPH-GRO	mg/kg	ND	0.50	06/30/15 11:05	
1,2-Dichloroethane-d4 (S)	%	93	81-142	06/30/15 11:05	
4-Bromofluorobenzene (S)	%	97	82-119	06/30/15 11:05	
Toluene-d8 (S)	%	98	82-137	06/30/15 11:05	

LABORATORY CONTROL SAMPLE: 1593920

Parameter	Units	Spike Conc.	LCS Result	LCS % Rec	% Rec Limits	Qualifiers
TPH-GRO	mg/kg	4	4.2	105	52-119	
1,2-Dichloroethane-d4 (S)	%			97	81-142	
4-Bromofluorobenzene (S)	%			99	82-119	
Toluene-d8 (S)	%			98	82-137	

MATRIX SPIKE & MATRIX SPIKE DUPLICATE: 1593921 1593922

Parameter	Units	60197108001 Result	MS Spike Conc.	MSD Spike Conc.	MS Result	MSD Result	MS % Rec	MSD % Rec	% Rec Limits	RPD	Max RPD	Qual
1,2-Dichloroethane-d4 (S)	%						92	94	81-142			
4-Bromofluorobenzene (S)	%						100	101	82-119			
Toluene-d8 (S)	%						98	99	82-137			

Results presented on this page are in the units indicated by the "Units" column except where an alternate unit is presented to the right of the result.

REPORT OF LABORATORY ANALYSIS

This report shall not be reproduced, except in full,
without the written consent of Pace Analytical Services, Inc..

Pace Analytical Services, Inc.
9608 Loiret Blvd.
Lenexa, KS 66219
(913)599-5665

QUALITY CONTROL DATA

Project: Honeywell BFC
Pace Project No.: 60196979

QC Batch: MSV/70249
QC Batch Method: EPA 8260
Analysis Method: EPA 8260
Analysis Description: 8260 MSV 5035A Volatile Organics
Associated Lab Samples: 60196979014

METHOD BLANK: 1590854
Matrix: Solid
Associated Lab Samples: 60196979014

Parameter	Units	Blank Result	Reporting Limit	Analyzed	Qualifiers
1,1,1,2-Tetrachloroethane	ug/kg	ND	5.0	06/24/15 16:44	
1,1,1-Trichloroethane	ug/kg	ND	5.0	06/24/15 16:44	
1,1,2,2-Tetrachloroethane	ug/kg	ND	5.0	06/24/15 16:44	
1,1,2-Trichloroethane	ug/kg	ND	5.0	06/24/15 16:44	
1,1-Dichloroethane	ug/kg	ND	5.0	06/24/15 16:44	
1,1-Dichloroethene	ug/kg	ND	5.0	06/24/15 16:44	
1,1-Dichloropropene	ug/kg	ND	5.0	06/24/15 16:44	
1,2,3-Trichlorobenzene	ug/kg	ND	5.0	06/24/15 16:44	
1,2,3-Trichloropropane	ug/kg	ND	5.0	06/24/15 16:44	
1,2,4-Trichlorobenzene	ug/kg	ND	5.0	06/24/15 16:44	
1,2,4-Trimethylbenzene	ug/kg	ND	5.0	06/24/15 16:44	
1,2-Dibromo-3-chloropropane	ug/kg	ND	10.0	06/24/15 16:44	
1,2-Dibromoethane (EDB)	ug/kg	ND	5.0	06/24/15 16:44	
1,2-Dichlorobenzene	ug/kg	ND	5.0	06/24/15 16:44	
1,2-Dichloroethane	ug/kg	ND	5.0	06/24/15 16:44	
1,2-Dichloroethene (Total)	ug/kg	ND	5.0	06/24/15 16:44	
1,2-Dichloropropane	ug/kg	ND	5.0	06/24/15 16:44	
1,3,5-Trimethylbenzene	ug/kg	ND	5.0	06/24/15 16:44	
1,3-Dichlorobenzene	ug/kg	ND	5.0	06/24/15 16:44	
1,3-Dichloropropane	ug/kg	ND	5.0	06/24/15 16:44	
1,4-Dichlorobenzene	ug/kg	ND	5.0	06/24/15 16:44	
2,2-Dichloropropane	ug/kg	ND	5.0	06/24/15 16:44	
2-Butanone (MEK)	ug/kg	ND	10.0	06/24/15 16:44	
2-Chlorotoluene	ug/kg	ND	5.0	06/24/15 16:44	
2-Hexanone	ug/kg	ND	20.0	06/24/15 16:44	
4-Chlorotoluene	ug/kg	ND	5.0	06/24/15 16:44	
4-Methyl-2-pentanone (MIBK)	ug/kg	ND	10.0	06/24/15 16:44	
Acetone	ug/kg	ND	20.0	06/24/15 16:44	
Benzene	ug/kg	ND	5.0	06/24/15 16:44	
Bromobenzene	ug/kg	ND	5.0	06/24/15 16:44	
Bromochloromethane	ug/kg	ND	5.0	06/24/15 16:44	
Bromodichloromethane	ug/kg	ND	5.0	06/24/15 16:44	
Bromoform	ug/kg	ND	5.0	06/24/15 16:44	
Bromomethane	ug/kg	ND	5.0	06/24/15 16:44	
Carbon disulfide	ug/kg	ND	5.0	06/24/15 16:44	
Carbon tetrachloride	ug/kg	ND	5.0	06/24/15 16:44	
Chlorobenzene	ug/kg	ND	5.0	06/24/15 16:44	
Chloroethane	ug/kg	ND	5.0	06/24/15 16:44	
Chloroform	ug/kg	ND	5.0	06/24/15 16:44	
Chloromethane	ug/kg	ND	5.0	06/24/15 16:44	
cis-1,2-Dichloroethene	ug/kg	ND	5.0	06/24/15 16:44	

Results presented on this page are in the units indicated by the "Units" column except where an alternate unit is presented to the right of the result.

REPORT OF LABORATORY ANALYSIS

This report shall not be reproduced, except in full,
without the written consent of Pace Analytical Services, Inc..

Pace Analytical Services, Inc.
9608 Loiret Blvd.
Lenexa, KS 66219
(913)599-5665

QUALITY CONTROL DATA

Project: Honeywell BFC
Pace Project No.: 60196979

METHOD BLANK: 1590854 Matrix: Solid
Associated Lab Samples: 60196979014

Parameter	Units	Blank Result	Reporting Limit	Analyzed	Qualifiers
cis-1,3-Dichloropropene	ug/kg	ND	5.0	06/24/15 16:44	
Dibromochloromethane	ug/kg	ND	5.0	06/24/15 16:44	
Dibromomethane	ug/kg	ND	5.0	06/24/15 16:44	
Dichlorodifluoromethane	ug/kg	ND	5.0	06/24/15 16:44	
Ethylbenzene	ug/kg	ND	5.0	06/24/15 16:44	
Hexachloro-1,3-butadiene	ug/kg	ND	5.0	06/24/15 16:44	
Isopropylbenzene (Cumene)	ug/kg	ND	5.0	06/24/15 16:44	
Methyl-tert-butyl ether	ug/kg	ND	5.0	06/24/15 16:44	
Methylene chloride	ug/kg	ND	5.0	06/24/15 16:44	
n-Butylbenzene	ug/kg	ND	5.0	06/24/15 16:44	
n-Propylbenzene	ug/kg	ND	5.0	06/24/15 16:44	
Naphthalene	ug/kg	ND	10.0	06/24/15 16:44	
p-Isopropyltoluene	ug/kg	ND	5.0	06/24/15 16:44	
sec-Butylbenzene	ug/kg	ND	5.0	06/24/15 16:44	
Styrene	ug/kg	ND	5.0	06/24/15 16:44	
tert-Butylbenzene	ug/kg	ND	5.0	06/24/15 16:44	
Tetrachloroethene	ug/kg	ND	5.0	06/24/15 16:44	
Toluene	ug/kg	ND	5.0	06/24/15 16:44	
trans-1,2-Dichloroethene	ug/kg	ND	5.0	06/24/15 16:44	
trans-1,3-Dichloropropene	ug/kg	ND	5.0	06/24/15 16:44	
Trichloroethene	ug/kg	ND	5.0	06/24/15 16:44	
Trichlorofluoromethane	ug/kg	ND	5.0	06/24/15 16:44	
Vinyl chloride	ug/kg	ND	5.0	06/24/15 16:44	
Xylene (Total)	ug/kg	ND	5.0	06/24/15 16:44	
1,2-Dichloroethane-d4 (S)	%	92	81-142	06/24/15 16:44	
4-Bromofluorobenzene (S)	%	97	82-119	06/24/15 16:44	
Toluene-d8 (S)	%	99	82-137	06/24/15 16:44	

LABORATORY CONTROL SAMPLE: 1590855

Parameter	Units	Spike Conc.	LCS Result	LCS % Rec	% Rec Limits	Qualifiers
1,1,1,2-Tetrachloroethane	ug/kg	100	100	100	79-120	
1,1,1-Trichloroethane	ug/kg	100	92.4	92	71-130	
1,1,2,2-Tetrachloroethane	ug/kg	100	80.2	80	68-118	
1,1,2-Trichloroethane	ug/kg	100	88.0	88	72-115	
1,1-Dichloroethane	ug/kg	100	90.0	90	70-121	
1,1-Dichloroethene	ug/kg	100	94.6	95	65-132	
1,1-Dichloropropene	ug/kg	100	91.5	91	69-130	
1,2,3-Trichlorobenzene	ug/kg	100	94.5	94	74-127	
1,2,3-Trichloropropane	ug/kg	100	85.4	85	67-117	
1,2,4-Trichlorobenzene	ug/kg	100	93.1	93	69-132	
1,2,4-Trimethylbenzene	ug/kg	100	90.4	90	70-121	
1,2-Dibromo-3-chloropropane	ug/kg	100	80.6	81	66-126	
1,2-Dibromoethane (EDB)	ug/kg	100	93.1	93	76-120	

Results presented on this page are in the units indicated by the "Units" column except where an alternate unit is presented to the right of the result.

REPORT OF LABORATORY ANALYSIS

This report shall not be reproduced, except in full,
without the written consent of Pace Analytical Services, Inc..

Pace Analytical Services, Inc.
9608 Loiret Blvd.
Lenexa, KS 66219
(913)599-5665

QUALITY CONTROL DATA

Project: Honeywell BFC
Pace Project No.: 60196979

LABORATORY CONTROL SAMPLE: 1590855

Parameter	Units	Spike Conc.	LCS Result	LCS % Rec	% Rec Limits	Qualifiers
1,2-Dichlorobenzene	ug/kg	100	92.3	92	75-120	
1,2-Dichloroethane	ug/kg	100	85.1	85	72-120	
1,2-Dichloroethene (Total)	ug/kg	200	182	91	73-120	
1,2-Dichloropropane	ug/kg	100	92.1	92	76-118	
1,3,5-Trimethylbenzene	ug/kg	100	90.2	90	68-119	
1,3-Dichlorobenzene	ug/kg	100	91.7	92	76-121	
1,3-Dichloropropane	ug/kg	100	90.4	90	77-117	
1,4-Dichlorobenzene	ug/kg	100	93.4	93	75-118	
2,2-Dichloropropane	ug/kg	100	83.5	84	59-133	
2-Butanone (MEK)	ug/kg	500	449	90	64-116	
2-Chlorotoluene	ug/kg	100	92.3	92	74-120	
2-Hexanone	ug/kg	500	388	78	67-119	
4-Chlorotoluene	ug/kg	100	86.4	86	74-121	
4-Methyl-2-pentanone (MIBK)	ug/kg	500	400	80	77-120	
Acetone	ug/kg	500	418	84	55-124	
Benzene	ug/kg	100	95.5	95	74-121	
Bromobenzene	ug/kg	100	99.8	100	77-122	
Bromochloromethane	ug/kg	100	98.8	99	71-121	
Bromodichloromethane	ug/kg	100	92.3	92	76-124	
Bromoform	ug/kg	100	96.5	97	71-131	
Bromomethane	ug/kg	100	109	109	30-163	
Carbon disulfide	ug/kg	100	82.1	82	63-142	
Carbon tetrachloride	ug/kg	100	98.1	98	64-142	
Chlorobenzene	ug/kg	100	94.2	94	78-117	
Chloroethane	ug/kg	100	85.8	86	60-134	
Chloroform	ug/kg	100	92.6	93	70-120	
Chloromethane	ug/kg	100	79.4	79	21-173	
cis-1,2-Dichloroethene	ug/kg	100	93.3	93	75-120	
cis-1,3-Dichloropropene	ug/kg	100	94.8	95	78-119	
Dibromochloromethane	ug/kg	100	96.4	96	77-122	
Dibromomethane	ug/kg	100	91.3	91	77-121	
Dichlorodifluoromethane	ug/kg	100	70.6	71	10-215	
Ethylbenzene	ug/kg	100	97.5	98	77-121	
Hexachloro-1,3-butadiene	ug/kg	100	108	108	64-134	
Isopropylbenzene (Cumene)	ug/kg	100	95.5	95	73-133	
Methyl-tert-butyl ether	ug/kg	100	93.2	93	65-121	
Methylene chloride	ug/kg	100	99.8	100	61-127	
n-Butylbenzene	ug/kg	100	88.1	88	68-135	
n-Propylbenzene	ug/kg	100	93.6	94	69-119	
Naphthalene	ug/kg	100	86.7	87	69-132	
p-Isopropyltoluene	ug/kg	100	92.5	93	68-130	
sec-Butylbenzene	ug/kg	100	91.1	91	69-127	
Styrene	ug/kg	100	93.6	94	80-122	
tert-Butylbenzene	ug/kg	100	94.3	94	71-126	
Tetrachloroethene	ug/kg	100	101	101	73-130	
Toluene	ug/kg	100	95.3	95	77-117	
trans-1,2-Dichloroethene	ug/kg	100	88.7	89	67-125	

Results presented on this page are in the units indicated by the "Units" column except where an alternate unit is presented to the right of the result.

REPORT OF LABORATORY ANALYSIS

This report shall not be reproduced, except in full,
without the written consent of Pace Analytical Services, Inc..

Pace Analytical Services, Inc.
9608 Loiret Blvd.
Lenexa, KS 66219
(913)599-5665

QUALITY CONTROL DATA

Project: Honeywell BFC
Pace Project No.: 60196979

LABORATORY CONTROL SAMPLE: 1590855

Parameter	Units	Spike Conc.	LCS Result	LCS % Rec	% Rec Limits	Qualifiers
trans-1,3-Dichloropropene	ug/kg	100	91.2	91	75-122	
Trichloroethene	ug/kg	100	92.7	93	75-122	
Trichlorofluoromethane	ug/kg	100	92.6	93	63-147	
Vinyl chloride	ug/kg	100	84.6	85	57-147	
Xylene (Total)	ug/kg	300	292	97	77-121	
1,2-Dichloroethane-d4 (S)	%			90	81-142	
4-Bromofluorobenzene (S)	%			98	82-119	
Toluene-d8 (S)	%			98	82-137	

Results presented on this page are in the units indicated by the "Units" column except where an alternate unit is presented to the right of the result.

REPORT OF LABORATORY ANALYSIS

This report shall not be reproduced, except in full,
without the written consent of Pace Analytical Services, Inc..

Pace Analytical Services, Inc.
9608 Loiret Blvd.
Lenexa, KS 66219
(913)599-5665

QUALITY CONTROL DATA

Project: Honeywell BFC
Pace Project No.: 60196979

QC Batch: MSV/70255 Analysis Method: EPA 8260
QC Batch Method: EPA 8260 Analysis Description: 8260 MSV 5035A Volatile Organics
Associated Lab Samples: 60196979001, 60196979002, 60196979003, 60196979004, 60196979005, 60196979006, 60196979007, 60196979008, 60196979009, 60196979010, 60196979011, 60196979012, 60196979013

METHOD BLANK: 1590898 Matrix: Solid
Associated Lab Samples: 60196979001, 60196979002, 60196979003, 60196979004, 60196979005, 60196979006, 60196979007, 60196979008, 60196979009, 60196979010, 60196979011, 60196979012, 60196979013

Parameter	Units	Blank Result	Reporting Limit	Analyzed	Qualifiers
1,1,1,2-Tetrachloroethane	ug/kg	ND	5.0	06/24/15 10:43	
1,1,1-Trichloroethane	ug/kg	ND	5.0	06/24/15 10:43	
1,1,2,2-Tetrachloroethane	ug/kg	ND	5.0	06/24/15 10:43	
1,1,2-Trichloroethane	ug/kg	ND	5.0	06/24/15 10:43	
1,1-Dichloroethane	ug/kg	ND	5.0	06/24/15 10:43	
1,1-Dichloroethene	ug/kg	ND	5.0	06/24/15 10:43	
1,1-Dichloropropene	ug/kg	ND	5.0	06/24/15 10:43	
1,2,3-Trichlorobenzene	ug/kg	ND	5.0	06/24/15 10:43	
1,2,3-Trichloropropane	ug/kg	ND	5.0	06/24/15 10:43	
1,2,4-Trichlorobenzene	ug/kg	ND	5.0	06/24/15 10:43	
1,2,4-Trimethylbenzene	ug/kg	ND	5.0	06/24/15 10:43	
1,2-Dibromo-3-chloropropane	ug/kg	ND	10.0	06/24/15 10:43	
1,2-Dibromoethane (EDB)	ug/kg	ND	5.0	06/24/15 10:43	
1,2-Dichlorobenzene	ug/kg	ND	5.0	06/24/15 10:43	
1,2-Dichloroethane	ug/kg	ND	5.0	06/24/15 10:43	
1,2-Dichloroethene (Total)	ug/kg	ND	5.0	06/24/15 10:43	
1,2-Dichloropropane	ug/kg	ND	5.0	06/24/15 10:43	
1,3,5-Trimethylbenzene	ug/kg	ND	5.0	06/24/15 10:43	
1,3-Dichlorobenzene	ug/kg	ND	5.0	06/24/15 10:43	
1,3-Dichloropropane	ug/kg	ND	5.0	06/24/15 10:43	
1,4-Dichlorobenzene	ug/kg	ND	5.0	06/24/15 10:43	
2,2-Dichloropropane	ug/kg	ND	5.0	06/24/15 10:43	
2-Butanone (MEK)	ug/kg	ND	10.0	06/24/15 10:43	
2-Chlorotoluene	ug/kg	ND	5.0	06/24/15 10:43	
2-Hexanone	ug/kg	ND	20.0	06/24/15 10:43	
4-Chlorotoluene	ug/kg	ND	5.0	06/24/15 10:43	
4-Methyl-2-pentanone (MIBK)	ug/kg	ND	10.0	06/24/15 10:43	
Acetone	ug/kg	ND	20.0	06/24/15 10:43	
Benzene	ug/kg	ND	5.0	06/24/15 10:43	
Bromobenzene	ug/kg	ND	5.0	06/24/15 10:43	
Bromochloromethane	ug/kg	ND	5.0	06/24/15 10:43	
Bromodichloromethane	ug/kg	ND	5.0	06/24/15 10:43	
Bromoform	ug/kg	ND	5.0	06/24/15 10:43	
Bromomethane	ug/kg	ND	5.0	06/24/15 10:43	
Carbon disulfide	ug/kg	ND	5.0	06/24/15 10:43	
Carbon tetrachloride	ug/kg	ND	5.0	06/24/15 10:43	
Chlorobenzene	ug/kg	ND	5.0	06/24/15 10:43	
Chloroethane	ug/kg	ND	5.0	06/24/15 10:43	
Chloroform	ug/kg	ND	5.0	06/24/15 10:43	
Chloromethane	ug/kg	ND	5.0	06/24/15 10:43	

Results presented on this page are in the units indicated by the "Units" column except where an alternate unit is presented to the right of the result.

REPORT OF LABORATORY ANALYSIS

This report shall not be reproduced, except in full,
without the written consent of Pace Analytical Services, Inc..

Pace Analytical Services, Inc.
9608 Loiret Blvd.
Lenexa, KS 66219
(913)599-5665

QUALITY CONTROL DATA

Project: Honeywell BFC
Pace Project No.: 60196979

METHOD BLANK: 1590898 Matrix: Solid

Associated Lab Samples: 60196979001, 60196979002, 60196979003, 60196979004, 60196979005, 60196979006, 60196979007, 60196979008, 60196979009, 60196979010, 60196979011, 60196979012, 60196979013

Parameter	Units	Blank Result	Reporting Limit	Analyzed	Qualifiers
cis-1,2-Dichloroethene	ug/kg	ND	5.0	06/24/15 10:43	
cis-1,3-Dichloropropene	ug/kg	ND	5.0	06/24/15 10:43	
Dibromochloromethane	ug/kg	ND	5.0	06/24/15 10:43	
Dibromomethane	ug/kg	ND	5.0	06/24/15 10:43	
Dichlorodifluoromethane	ug/kg	ND	5.0	06/24/15 10:43	
Ethylbenzene	ug/kg	ND	5.0	06/24/15 10:43	
Hexachloro-1,3-butadiene	ug/kg	ND	5.0	06/24/15 10:43	
Isopropylbenzene (Cumene)	ug/kg	ND	5.0	06/24/15 10:43	
Methyl-tert-butyl ether	ug/kg	ND	5.0	06/24/15 10:43	
Methylene chloride	ug/kg	ND	5.0	06/24/15 10:43	
n-Butylbenzene	ug/kg	ND	5.0	06/24/15 10:43	
n-Propylbenzene	ug/kg	ND	5.0	06/24/15 10:43	
Naphthalene	ug/kg	ND	10.0	06/24/15 10:43	
p-Isopropyltoluene	ug/kg	ND	5.0	06/24/15 10:43	
sec-Butylbenzene	ug/kg	ND	5.0	06/24/15 10:43	
Styrene	ug/kg	ND	5.0	06/24/15 10:43	
tert-Butylbenzene	ug/kg	ND	5.0	06/24/15 10:43	
Tetrachloroethene	ug/kg	ND	5.0	06/24/15 10:43	
Toluene	ug/kg	ND	5.0	06/24/15 10:43	
trans-1,2-Dichloroethene	ug/kg	ND	5.0	06/24/15 10:43	
trans-1,3-Dichloropropene	ug/kg	ND	5.0	06/24/15 10:43	
Trichloroethene	ug/kg	ND	5.0	06/24/15 10:43	
Trichlorofluoromethane	ug/kg	ND	5.0	06/24/15 10:43	
Vinyl chloride	ug/kg	ND	5.0	06/24/15 10:43	
Xylene (Total)	ug/kg	ND	5.0	06/24/15 10:43	
1,2-Dichloroethane-d4 (S)	%	97	81-142	06/24/15 10:43	
4-Bromofluorobenzene (S)	%	98	82-119	06/24/15 10:43	
Toluene-d8 (S)	%	98	82-137	06/24/15 10:43	

LABORATORY CONTROL SAMPLE: 1590899

Parameter	Units	Spike Conc.	LCS Result	LCS % Rec	% Rec Limits	Qualifiers
1,1,1,2-Tetrachloroethane	ug/kg	100	98.6	99	79-120	
1,1,1-Trichloroethane	ug/kg	100	104	104	71-130	
1,1,2,2-Tetrachloroethane	ug/kg	100	93.2	93	68-118	
1,1,2-Trichloroethane	ug/kg	100	94.9	95	72-115	
1,1-Dichloroethane	ug/kg	100	97.3	97	70-121	
1,1-Dichloroethene	ug/kg	100	109	109	65-132	
1,1-Dichloropropene	ug/kg	100	106	106	69-130	
1,2,3-Trichlorobenzene	ug/kg	100	101	101	74-127	
1,2,3-Trichloropropane	ug/kg	100	93.3	93	67-117	
1,2,4-Trichlorobenzene	ug/kg	100	101	101	69-132	
1,2,4-Trimethylbenzene	ug/kg	100	93.2	93	70-121	

Results presented on this page are in the units indicated by the "Units" column except where an alternate unit is presented to the right of the result.

REPORT OF LABORATORY ANALYSIS

This report shall not be reproduced, except in full,
without the written consent of Pace Analytical Services, Inc..

Pace Analytical Services, Inc.
9608 Loiret Blvd.
Lenexa, KS 66219
(913)599-5665

QUALITY CONTROL DATA

Project: Honeywell BFC
Pace Project No.: 60196979

LABORATORY CONTROL SAMPLE: 1590899

Parameter	Units	Spike Conc.	LCS Result	LCS % Rec	% Rec Limits	Qualifiers
1,2-Dibromo-3-chloropropane	ug/kg	100	104	104	66-126	
1,2-Dibromoethane (EDB)	ug/kg	100	98.8	99	76-120	
1,2-Dichlorobenzene	ug/kg	100	94.9	95	75-120	
1,2-Dichloroethane	ug/kg	100	95.1	95	72-120	
1,2-Dichloroethene (Total)	ug/kg	200	210	105	73-120	
1,2-Dichloropropane	ug/kg	100	96.1	96	76-118	
1,3,5-Trimethylbenzene	ug/kg	100	94.0	94	68-119	
1,3-Dichlorobenzene	ug/kg	100	94.7	95	76-121	
1,3-Dichloropropane	ug/kg	100	96.4	96	77-117	
1,4-Dichlorobenzene	ug/kg	100	96.2	96	75-118	
2,2-Dichloropropane	ug/kg	100	103	103	59-133	
2-Butanone (MEK)	ug/kg	500	418	84	64-116	
2-Chlorotoluene	ug/kg	100	91.4	91	74-120	
2-Hexanone	ug/kg	500	439	88	67-119	
4-Chlorotoluene	ug/kg	100	96.8	97	74-121	
4-Methyl-2-pentanone (MIBK)	ug/kg	500	446	89	77-120	
Acetone	ug/kg	500	402	80	55-124	
Benzene	ug/kg	100	98.4	98	74-121	
Bromobenzene	ug/kg	100	95.5	95	77-122	
Bromochloromethane	ug/kg	100	104	104	71-121	
Bromodichloromethane	ug/kg	100	100	100	76-124	
Bromoform	ug/kg	100	99.9	100	71-131	
Bromomethane	ug/kg	100	48.0	48	30-163	
Carbon disulfide	ug/kg	100	113	113	63-142	
Carbon tetrachloride	ug/kg	100	106	106	64-142	
Chlorobenzene	ug/kg	100	94.5	95	78-117	
Chloroethane	ug/kg	100	111	111	60-134	
Chloroform	ug/kg	100	94.4	94	70-120	
Chloromethane	ug/kg	100	101	101	21-173	
cis-1,2-Dichloroethene	ug/kg	100	103	103	75-120	
cis-1,3-Dichloropropene	ug/kg	100	101	101	78-119	
Dibromochloromethane	ug/kg	100	98.2	98	77-122	
Dibromomethane	ug/kg	100	104	104	77-121	
Dichlorodifluoromethane	ug/kg	100	96.0	96	10-215	
Ethylbenzene	ug/kg	100	95.4	95	77-121	
Hexachloro-1,3-butadiene	ug/kg	100	107	107	64-134	
Isopropylbenzene (Cumene)	ug/kg	100	96.2	96	73-133	
Methyl-tert-butyl ether	ug/kg	100	97.2	97	65-121	
Methylene chloride	ug/kg	100	89.2	89	61-127	
n-Butylbenzene	ug/kg	100	99.9	100	68-135	
n-Propylbenzene	ug/kg	100	97.3	97	69-119	
Naphthalene	ug/kg	100	99.8	100	69-132	
p-Isopropyltoluene	ug/kg	100	96.5	96	68-130	
sec-Butylbenzene	ug/kg	100	95.9	96	69-127	
Styrene	ug/kg	100	95.4	95	80-122	
tert-Butylbenzene	ug/kg	100	94.5	94	71-126	
Tetrachloroethene	ug/kg	100	99.1	99	73-130	

Results presented on this page are in the units indicated by the "Units" column except where an alternate unit is presented to the right of the result.

REPORT OF LABORATORY ANALYSIS

This report shall not be reproduced, except in full,
without the written consent of Pace Analytical Services, Inc..

Pace Analytical Services, Inc.
9608 Loiret Blvd.
Lenexa, KS 66219
(913)599-5665

QUALITY CONTROL DATA

Project: Honeywell BFC
Pace Project No.: 60196979

LABORATORY CONTROL SAMPLE: 1590899

Parameter	Units	Spike Conc.	LCS Result	LCS % Rec	% Rec Limits	Qualifiers
Toluene	ug/kg	100	95.3	95	77-117	
trans-1,2-Dichloroethene	ug/kg	100	107	107	67-125	
trans-1,3-Dichloropropene	ug/kg	100	103	103	75-122	
Trichloroethene	ug/kg	100	98.7	99	75-122	
Trichlorofluoromethane	ug/kg	100	131	131	63-147	
Vinyl chloride	ug/kg	100	119	119	57-147	
Xylene (Total)	ug/kg	300	286	95	77-121	
1,2-Dichloroethane-d4 (S)	%			98	81-142	
4-Bromofluorobenzene (S)	%			98	82-119	
Toluene-d8 (S)	%			99	82-137	

Results presented on this page are in the units indicated by the "Units" column except where an alternate unit is presented to the right of the result.

REPORT OF LABORATORY ANALYSIS

This report shall not be reproduced, except in full,
without the written consent of Pace Analytical Services, Inc..

Pace Analytical Services, Inc.
9608 Loiret Blvd.
Lenexa, KS 66219
(913)599-5665

QUALITY CONTROL DATA

Project: Honeywell BFC
Pace Project No.: 60196979

QC Batch: OEXT/50009 Analysis Method: EPA 8015B
QC Batch Method: EPA 3546 Analysis Description: EPA 8015B
Associated Lab Samples: 60196979001, 60196979002, 60196979003, 60196979004, 60196979005, 60196979006, 60196979007, 60196979008, 60196979009, 60196979010, 60196979011, 60196979012

METHOD BLANK: 1594264 Matrix: Solid
Associated Lab Samples: 60196979001, 60196979002, 60196979003, 60196979004, 60196979005, 60196979006, 60196979007, 60196979008, 60196979009, 60196979010, 60196979011, 60196979012

Parameter	Units	Blank Result	Reporting Limit	Analyzed	Qualifiers
TPH-DRO (C10-C28)	mg/kg	ND	10	07/06/15 10:25	
TPH-ORO (C28-C35)	mg/kg	ND	10	07/06/15 10:25	
n-Tetracosane (S)	%	82	18-139	07/06/15 10:25	
p-Terphenyl (S)	%	82	51-120	07/06/15 10:25	

LABORATORY CONTROL SAMPLE: 1594265

Parameter	Units	Spike Conc.	LCS Result	LCS % Rec	% Rec Limits	Qualifiers
TPH-DRO (C10-C28)	mg/kg	81.8	84.3	103	74-118	
n-Tetracosane (S)	%			90	18-139	
p-Terphenyl (S)	%			90	51-120	

MATRIX SPIKE & MATRIX SPIKE DUPLICATE: 1594266 1594267

Parameter	Units	60196979001 Result	MS Spike Conc.	MSD Spike Conc.	MS Result	MSD Result	MS % Rec	MSD % Rec	% Rec Limits	RPD	Max RPD	Qual
TPH-DRO (C10-C28)	mg/kg	ND	104	101	104	91.1	96	85	12-159	13	37	
n-Tetracosane (S)	%						93	77	18-139			
p-Terphenyl (S)	%						82	72	51-120			

Results presented on this page are in the units indicated by the "Units" column except where an alternate unit is presented to the right of the result.

REPORT OF LABORATORY ANALYSIS

This report shall not be reproduced, except in full,
without the written consent of Pace Analytical Services, Inc..

Pace Analytical Services, Inc.
9608 Loiret Blvd.
Lenexa, KS 66219
(913)599-5665

QUALITY CONTROL DATA

Project: Honeywell BFC
Pace Project No.: 60196979

QC Batch: OEXT/50010 Analysis Method: EPA 8270
QC Batch Method: EPA 3546 Analysis Description: 8270 Solid MSSV Microwave
Associated Lab Samples: 60196979001, 60196979002, 60196979003, 60196979004, 60196979005, 60196979006, 60196979007, 60196979008, 60196979009, 60196979010, 60196979011, 60196979012

METHOD BLANK: 1594270 Matrix: Solid
Associated Lab Samples: 60196979001, 60196979002, 60196979003, 60196979004, 60196979005, 60196979006, 60196979007, 60196979008, 60196979009, 60196979010, 60196979011, 60196979012

Parameter	Units	Blank Result	Reporting Limit	Analyzed	Qualifiers
1,2,4-Trichlorobenzene	ug/kg	ND	329	07/06/15 08:18	
1,2-Dichlorobenzene	ug/kg	ND	329	07/06/15 08:18	
1,3-Dichlorobenzene	ug/kg	ND	329	07/06/15 08:18	
1,4-Dichlorobenzene	ug/kg	ND	329	07/06/15 08:18	
2,4,5-Trichlorophenol	ug/kg	ND	329	07/06/15 08:18	
2,4,6-Trichlorophenol	ug/kg	ND	329	07/06/15 08:18	
2,4-Dichlorophenol	ug/kg	ND	329	07/06/15 08:18	
2,4-Dimethylphenol	ug/kg	ND	329	07/06/15 08:18	
2,4-Dinitrophenol	ug/kg	ND	1660	07/06/15 08:18	
2,4-Dinitrotoluene	ug/kg	ND	329	07/06/15 08:18	
2,6-Dinitrotoluene	ug/kg	ND	329	07/06/15 08:18	
2-Chloronaphthalene	ug/kg	ND	329	07/06/15 08:18	
2-Chlorophenol	ug/kg	ND	329	07/06/15 08:18	
2-Methylnaphthalene	ug/kg	ND	329	07/06/15 08:18	
2-Methylphenol(o-Cresol)	ug/kg	ND	329	07/06/15 08:18	
2-Nitroaniline	ug/kg	ND	657	07/06/15 08:18	
2-Nitrophenol	ug/kg	ND	329	07/06/15 08:18	
3&4-Methylphenol(m&p Cresol)	ug/kg	ND	329	07/06/15 08:18	
3,3'-Dichlorobenzidine	ug/kg	ND	657	07/06/15 08:18	
3-Nitroaniline	ug/kg	ND	657	07/06/15 08:18	
4,6-Dinitro-2-methylphenol	ug/kg	ND	1660	07/06/15 08:18	
4-Bromophenylphenyl ether	ug/kg	ND	329	07/06/15 08:18	
4-Chloro-3-methylphenol	ug/kg	ND	657	07/06/15 08:18	
4-Chloroaniline	ug/kg	ND	657	07/06/15 08:18	
4-Chlorophenylphenyl ether	ug/kg	ND	329	07/06/15 08:18	
4-Nitroaniline	ug/kg	ND	657	07/06/15 08:18	
4-Nitrophenol	ug/kg	ND	1660	07/06/15 08:18	
Acenaphthene	ug/kg	ND	329	07/06/15 08:18	
Acenaphthylene	ug/kg	ND	329	07/06/15 08:18	
Anthracene	ug/kg	ND	329	07/06/15 08:18	
Benzo(a)anthracene	ug/kg	ND	329	07/06/15 08:18	
Benzo(a)pyrene	ug/kg	ND	329	07/06/15 08:18	
Benzo(b)fluoranthene	ug/kg	ND	329	07/06/15 08:18	
Benzo(g,h,i)perylene	ug/kg	ND	329	07/06/15 08:18	
Benzo(k)fluoranthene	ug/kg	ND	329	07/06/15 08:18	
Benzoic acid	ug/kg	ND	1660	07/06/15 08:18	
Benzyl alcohol	ug/kg	ND	657	07/06/15 08:18	
bis(2-Chloroethoxy)methane	ug/kg	ND	329	07/06/15 08:18	
bis(2-Chloroethyl) ether	ug/kg	ND	329	07/06/15 08:18	
bis(2-Chloroisopropyl) ether	ug/kg	ND	329	07/06/15 08:18	

Results presented on this page are in the units indicated by the "Units" column except where an alternate unit is presented to the right of the result.

REPORT OF LABORATORY ANALYSIS

This report shall not be reproduced, except in full,
without the written consent of Pace Analytical Services, Inc..

Pace Analytical Services, Inc.
9608 Loiret Blvd.
Lenexa, KS 66219
(913)599-5665

QUALITY CONTROL DATA

Project: Honeywell BFC
Pace Project No.: 60196979

METHOD BLANK: 1594270 Matrix: Solid

Associated Lab Samples: 60196979001, 60196979002, 60196979003, 60196979004, 60196979005, 60196979006, 60196979007, 60196979008, 60196979009, 60196979010, 60196979011, 60196979012

Parameter	Units	Blank Result	Reporting Limit	Analyzed	Qualifiers
bis(2-Ethylhexyl)phthalate	ug/kg	ND	329	07/06/15 08:18	
Butylbenzylphthalate	ug/kg	ND	329	07/06/15 08:18	
Carbazole	ug/kg	ND	329	07/06/15 08:18	
Chrysene	ug/kg	ND	329	07/06/15 08:18	
Di-n-butylphthalate	ug/kg	ND	329	07/06/15 08:18	
Di-n-octylphthalate	ug/kg	ND	329	07/06/15 08:18	
Dibenz(a,h)anthracene	ug/kg	ND	329	07/06/15 08:18	
Dibenzofuran	ug/kg	ND	329	07/06/15 08:18	
Diethylphthalate	ug/kg	ND	329	07/06/15 08:18	
Dimethylphthalate	ug/kg	ND	329	07/06/15 08:18	
Fluoranthene	ug/kg	ND	329	07/06/15 08:18	
Fluorene	ug/kg	ND	329	07/06/15 08:18	
Hexachloro-1,3-butadiene	ug/kg	ND	329	07/06/15 08:18	
Hexachlorobenzene	ug/kg	ND	329	07/06/15 08:18	
Hexachlorocyclopentadiene	ug/kg	ND	329	07/06/15 08:18	
Hexachloroethane	ug/kg	ND	329	07/06/15 08:18	
Indeno(1,2,3-cd)pyrene	ug/kg	ND	329	07/06/15 08:18	
Isophorone	ug/kg	ND	329	07/06/15 08:18	
N-Nitroso-di-n-propylamine	ug/kg	ND	329	07/06/15 08:18	
N-Nitrosodiphenylamine	ug/kg	ND	329	07/06/15 08:18	
Naphthalene	ug/kg	ND	329	07/06/15 08:18	
Nitrobenzene	ug/kg	ND	329	07/06/15 08:18	
Pentachlorophenol	ug/kg	ND	1660	07/06/15 08:18	
Phenanthrene	ug/kg	ND	329	07/06/15 08:18	
Phenol	ug/kg	ND	329	07/06/15 08:18	
Pyrene	ug/kg	ND	329	07/06/15 08:18	
Pyridine	ug/kg	ND	329	07/06/15 08:18	
2,4,6-Tribromophenol (S)	%	75	28-122	07/06/15 08:18	
2-Fluorobiphenyl (S)	%	87	57-117	07/06/15 08:18	
2-Fluorophenol (S)	%	80	29-110	07/06/15 08:18	
Nitrobenzene-d5 (S)	%	82	44-115	07/06/15 08:18	
Phenol-d6 (S)	%	82	46-104	07/06/15 08:18	
Terphenyl-d14 (S)	%	89	45-129	07/06/15 08:18	

LABORATORY CONTROL SAMPLE: 1594271

Parameter	Units	Spike Conc.	LCS Result	LCS % Rec	% Rec Limits	Qualifiers
1,2,4-Trichlorobenzene	ug/kg	1660	1310	79	60-108	
1,2-Dichlorobenzene	ug/kg	1660	1270	76	58-106	
1,3-Dichlorobenzene	ug/kg	1660	1240	75	58-104	
1,4-Dichlorobenzene	ug/kg	1660	1270	76	57-105	
2,4,5-Trichlorophenol	ug/kg	1660	1330	80	64-110	
2,4,6-Trichlorophenol	ug/kg	1660	1310	79	63-110	

Results presented on this page are in the units indicated by the "Units" column except where an alternate unit is presented to the right of the result.

REPORT OF LABORATORY ANALYSIS

This report shall not be reproduced, except in full,
without the written consent of Pace Analytical Services, Inc..

Pace Analytical Services, Inc.
9608 Loiret Blvd.
Lenexa, KS 66219
(913)599-5665

QUALITY CONTROL DATA

Project: Honeywell BFC
Pace Project No.: 60196979

LABORATORY CONTROL SAMPLE: 1594271

Parameter	Units	Spike Conc.	LCS Result	LCS % Rec	% Rec Limits	Qualifiers
2,4-Dichlorophenol	ug/kg	1660	1330	80	62-111	
2,4-Dimethylphenol	ug/kg	1660	1270	76	41-113	
2,4-Dinitrophenol	ug/kg	1660	810J	49	15-122	
2,4-Dinitrotoluene	ug/kg	1660	1370	82	65-113	
2,6-Dinitrotoluene	ug/kg	1660	1360	82	64-111	
2-Chloronaphthalene	ug/kg	1660	1330	80	62-109	
2-Chlorophenol	ug/kg	1660	1320	79	59-110	
2-Methylnaphthalene	ug/kg	1660	1340	80	61-108	
2-Methylphenol(o-Cresol)	ug/kg	1660	1340	80	58-110	
2-Nitroaniline	ug/kg	1660	1300	78	64-115	
2-Nitrophenol	ug/kg	1660	1190	72	60-109	
3&4-Methylphenol(m&p Cresol)	ug/kg	1660	1330	80	58-111	
3,3'-Dichlorobenzidine	ug/kg	1660	1040	62	10-187	
3-Nitroaniline	ug/kg	1660	1290	77	10-155	
4,6-Dinitro-2-methylphenol	ug/kg	1660	1060J	64	34-114	
4-Bromophenylphenyl ether	ug/kg	1660	1390	83	60-111	
4-Chloro-3-methylphenol	ug/kg	1660	1350	81	64-112	
4-Chloroaniline	ug/kg	1660	1030	62	10-166	
4-Chlorophenylphenyl ether	ug/kg	1660	1330	80	62-111	
4-Nitroaniline	ug/kg	1660	1340	80	56-114	
4-Nitrophenol	ug/kg	1660	1290J	78	57-117	
Acenaphthene	ug/kg	1660	1320	80	61-110	
Acenaphthylene	ug/kg	1660	1330	80	60-111	
Anthracene	ug/kg	1660	1380	83	61-112	
Benzo(a)anthracene	ug/kg	1660	1350	81	62-113	
Benzo(a)pyrene	ug/kg	1660	1380	83	62-113	
Benzo(b)fluoranthene	ug/kg	1660	1390	83	61-117	
Benzo(g,h,i)perylene	ug/kg	1660	1280	77	59-112	
Benzo(k)fluoranthene	ug/kg	1660	1420	85	59-119	
Benzoic acid	ug/kg	1660	658J	40	10-117	
Benzyl alcohol	ug/kg	1660	1360	82	46-124	
bis(2-Chloroethoxy)methane	ug/kg	1660	1320	80	61-110	
bis(2-Chloroethyl) ether	ug/kg	1660	1310	79	58-110	
bis(2-Chloroisopropyl) ether	ug/kg	1660	1230	74	53-118	
bis(2-Ethylhexyl)phthalate	ug/kg	1660	1370	82	62-121	
Butylbenzylphthalate	ug/kg	1660	1360	82	59-122	
Carbazole	ug/kg	1660	1360	82	65-108	
Chrysene	ug/kg	1660	1380	83	62-115	
Di-n-butylphthalate	ug/kg	1660	1400	84	64-118	
Di-n-octylphthalate	ug/kg	1660	1380	83	56-130	
Dibenz(a,h)anthracene	ug/kg	1660	1280	77	60-113	
Dibenzofuran	ug/kg	1660	1330	80	63-110	
Diethylphthalate	ug/kg	1660	1340	80	63-112	
Dimethylphthalate	ug/kg	1660	1340	80	62-111	
Fluoranthene	ug/kg	1660	1380	83	61-117	
Fluorene	ug/kg	1660	1320	79	61-111	
Hexachloro-1,3-butadiene	ug/kg	1660	1310	79	58-109	

Results presented on this page are in the units indicated by the "Units" column except where an alternate unit is presented to the right of the result.

REPORT OF LABORATORY ANALYSIS

This report shall not be reproduced, except in full,
without the written consent of Pace Analytical Services, Inc..

Pace Analytical Services, Inc.
9608 Loiret Blvd.
Lenexa, KS 66219
(913)599-5665

QUALITY CONTROL DATA

Project: Honeywell BFC
Pace Project No.: 60196979

LABORATORY CONTROL SAMPLE: 1594271

Parameter	Units	Spike Conc.	LCS Result	LCS % Rec	% Rec Limits	Qualifiers
Hexachlorobenzene	ug/kg	1660	1350	81	58-111	
Hexachlorocyclopentadiene	ug/kg	3330	1460	44	15-107	
Hexachloroethane	ug/kg	1660	1290	78	59-105	
Indeno(1,2,3-cd)pyrene	ug/kg	1660	1280	77	60-113	
Isophorone	ug/kg	1660	1310	79	59-109	
N-Nitroso-di-n-propylamine	ug/kg	1660	1280	77	60-108	
N-Nitrosodiphenylamine	ug/kg	1660	1330	80	63-110	
Naphthalene	ug/kg	1660	1300	78	60-108	
Nitrobenzene	ug/kg	1660	1290	78	62-111	
Pentachlorophenol	ug/kg	1660	1170J	70	27-143	
Phenanthrene	ug/kg	1660	1360	82	60-113	
Phenol	ug/kg	1660	1300	78	56-114	
Pyrene	ug/kg	1660	1410	85	62-117	
Pyridine	ug/kg	1660	1000	60	14-101	
2,4,6-Tribromophenol (S)	%			81	28-122	
2-Fluorobiphenyl (S)	%			81	57-117	
2-Fluorophenol (S)	%			79	29-110	
Nitrobenzene-d5 (S)	%			79	44-115	
Phenol-d6 (S)	%			82	46-104	
Terphenyl-d14 (S)	%			86	45-129	

MATRIX SPIKE & MATRIX SPIKE DUPLICATE: 1594272 1594273

Parameter	Units	60196979002 Result	MS Spike Conc.	MSD Spike Conc.	MS Result	MSD Result	MS % Rec	MSD % Rec	% Rec Limits	RPD	Max RPD	Qual
1,2,4-Trichlorobenzene	ug/kg	ND	2060	2020	1650	1650	80	81	45-111	0	22	
1,2-Dichlorobenzene	ug/kg	ND	2060	2020	1590	1600	78	79	46-104	1	26	
1,3-Dichlorobenzene	ug/kg	ND	2060	2020	1570	1570	77	78	46-101	0	24	
1,4-Dichlorobenzene	ug/kg	ND	2060	2020	1590	1550	78	76	46-103	3	24	
2,4,5-Trichlorophenol	ug/kg	ND	2060	2020	1470	1410	72	70	41-120	4	24	
2,4,6-Trichlorophenol	ug/kg	ND	2060	2020	1030	993	50	49	40-117	3	28	
2,4-Dichlorophenol	ug/kg	ND	2060	2020	1650	1610	81	80	40-118	3	26	
2,4-Dimethylphenol	ug/kg	ND	2060	2020	1670	1650	81	82	7-122	1	43	
2,4-Dinitrophenol	ug/kg	ND	2060	2020	794	728	39	36	10-107	9	35	
2,4-Dinitrotoluene	ug/kg	ND	2060	2020	1710	1680	84	83	35-122	2	28	
2,6-Dinitrotoluene	ug/kg	ND	2060	2020	1740	1700	85	84	48-112	3	27	
2-Chloronaphthalene	ug/kg	ND	2060	2020	1740	1670	85	82	39-120	4	24	
2-Chlorophenol	ug/kg	ND	2060	2020	1630	1630	79	81	42-108	0	26	
2-Methylnaphthalene	ug/kg	ND	2060	2020	1720	1670	84	83	13-140	3	30	
2-Methylphenol(o-Cresol)	ug/kg	ND	2060	2020	1700	1690	83	83	30-113	1	25	
2-Nitroaniline	ug/kg	ND	2060	2020	1720	1700	84	84	40-132	2	23	
2-Nitrophenol	ug/kg	ND	2060	2020	1110	1020	54	50	30-125	9	31	
3&4-Methylphenol(m&p Cresol)	ug/kg	ND	2060	2020	1700	1700	83	84	35-111	0	30	
3,3'-Dichlorobenzidine	ug/kg	ND	2060	2020	1150	1460	56	72	10-152	24	41	

Results presented on this page are in the units indicated by the "Units" column except where an alternate unit is presented to the right of the result.

REPORT OF LABORATORY ANALYSIS

This report shall not be reproduced, except in full,
without the written consent of Pace Analytical Services, Inc..

Pace Analytical Services, Inc.
9608 Loiret Blvd.
Lenexa, KS 66219
(913)599-5665

QUALITY CONTROL DATA

Project: Honeywell BFC
Pace Project No.: 60196979

MATRIX SPIKE & MATRIX SPIKE DUPLICATE: 1594272 1594273

Parameter	Units	60196979002 Result	MS Spike Conc.	MSD Spike Conc.	MS Result	MSD Result	MS % Rec	MSD % Rec	% Rec Limits	RPD	Max RPD	Qual
3-Nitroaniline	ug/kg	ND	2060	2020	1660	1670	81	83	10-159	1	31	
4,6-Dinitro-2-methylphenol	ug/kg	ND	2060	2020	1060	982	52	49	10-115	8	35	
4-Bromophenylphenyl ether	ug/kg	ND	2060	2020	1770	1740	86	86	49-114	2	29	
4-Chloro-3-methylphenol	ug/kg	ND	2060	2020	1740	1720	85	85	44-116	1	30	
4-Chloroaniline	ug/kg	ND	2060	2020	1400	1370	68	68	10-164	2	41	
4-Chlorophenylphenyl ether	ug/kg	ND	2060	2020	1680	1630	82	81	50-110	3	27	
4-Nitroaniline	ug/kg	ND	2060	2020	1490	1530	73	76	5-125	2	40	
4-Nitrophenol	ug/kg	ND	2060	2020	979	873	48	43	24-135	11	49	
Acenaphthene	ug/kg	ND	2060	2020	1730	1670	84	83	10-178	3	23	
Acenaphthylene	ug/kg	ND	2060	2020	1700	1630	83	81	31-127	4	29	
Anthracene	ug/kg	ND	2060	2020	1750	1690	86	84	51-114	4	26	
Benzo(a)anthracene	ug/kg	ND	2060	2020	1770	1710	86	85	51-115	3	27	
Benzo(a)pyrene	ug/kg	ND	2060	2020	1800	1720	88	85	49-112	5	30	
Benzo(b)fluoranthene	ug/kg	ND	2060	2020	1900	1800	93	89	45-117	6	31	
Benzo(g,h,i)perylene	ug/kg	ND	2060	2020	1680	1610	82	80	44-111	4	31	
Benzo(k)fluoranthene	ug/kg	ND	2060	2020	1740	1680	85	83	31-131	4	28	
Benzoic acid	ug/kg	ND	2060	2020	ND	ND	0	0	10-101		35	M1
Benzyl alcohol	ug/kg	ND	2060	2020	1760	1720	86	85	37-127	2	27	
bis(2-Chloroethoxy)methane	ug/kg	ND	2060	2020	1660	1620	81	80	57-104	2	26	
bis(2-Chloroethyl) ether	ug/kg	ND	2060	2020	1670	1650	81	82	52-107	1	26	
bis(2-Chloroisopropyl) ether	ug/kg	ND	2060	2020	1600	1570	78	78	43-115	2	25	
bis(2-Ethylhexyl)phthalate	ug/kg	ND	2060	2020	1910	1860	93	92	53-122	3	28	
Butylbenzylphthalate	ug/kg	ND	2060	2020	2010	1980	98	98	48-130	2	27	
Carbazole	ug/kg	ND	2060	2020	1690	1620	82	80	41-113	4	24	
Chrysene	ug/kg	ND	2060	2020	1800	1740	88	86	51-114	3	30	
Di-n-butylphthalate	ug/kg	ND	2060	2020	1820	1770	89	87	57-112	3	26	
Di-n-octylphthalate	ug/kg	ND	2060	2020	2080	2020	101	100	42-140	3	27	
Dibenz(a,h)anthracene	ug/kg	ND	2060	2020	1670	1640	82	81	45-113	2	26	
Dibenzofuran	ug/kg	ND	2060	2020	1700	1650	83	82	57-106	3	25	
Diethylphthalate	ug/kg	ND	2060	2020	1690	1640	82	81	56-105	3	32	
Dimethylphthalate	ug/kg	ND	2060	2020	1680	1640	82	81	57-103	2	26	
Fluoranthene	ug/kg	ND	2060	2020	1750	1670	85	83	49-114	4	31	
Fluorene	ug/kg	ND	2060	2020	1680	1650	82	82	52-111	2	28	
Hexachloro-1,3-butadiene	ug/kg	ND	2060	2020	1670	1610	81	80	58-101	3	23	
Hexachlorobenzene	ug/kg	ND	2060	2020	1780	1700	87	84	57-105	4	25	
Hexachlorocyclopentadiene	ug/kg	ND	4100	4040	929	1280	23	32	10-87	31	46	
Hexachloroethane	ug/kg	ND	2060	2020	1590	1600	78	79	51-100	0	22	
Indeno(1,2,3-cd)pyrene	ug/kg	ND	2060	2020	1680	1630	82	81	46-112	3	27	
Isophorone	ug/kg	ND	2060	2020	1660	1610	81	80	57-102	3	25	
N-Nitroso-di-n-propylamine	ug/kg	ND	2060	2020	1660	1640	81	81	53-106	1	27	
N-Nitrosodiphenylamine	ug/kg	ND	2060	2020	1670	1650	82	82	43-109	1	32	
Naphthalene	ug/kg	ND	2060	2020	1660	1620	81	80	53-106	2	23	
Nitrobenzene	ug/kg	ND	2060	2020	1640	1620	80	80	56-106	1	26	
Pentachlorophenol	ug/kg	ND	2060	2020	1040	966	51	48	10-168	7	22	
Phenanthrene	ug/kg	ND	2060	2020	1770	1700	86	84	45-119	4	26	
Phenol	ug/kg	ND	2060	2020	1620	1610	79	80	45-107	1	25	

Results presented on this page are in the units indicated by the "Units" column except where an alternate unit is presented to the right of the result.

REPORT OF LABORATORY ANALYSIS

This report shall not be reproduced, except in full,
without the written consent of Pace Analytical Services, Inc..

Pace Analytical Services, Inc.
9608 Loiret Blvd.
Lenexa, KS 66219
(913)599-5665

QUALITY CONTROL DATA

Project: Honeywell BFC
Pace Project No.: 60196979

MATRIX SPIKE & MATRIX SPIKE DUPLICATE: 1594272 1594273

Parameter	Units	60196979002 Result	MS Spike Conc.	MSD Spike Conc.	MS Result	MSD Result	MS % Rec	MSD % Rec	% Rec Limits	RPD	Max RPD	Qual
Pyrene	ug/kg	ND	2060	2020	1980	1900	97	94	46-129	4	31	
Pyridine	ug/kg	ND	2060	2020	1070	1040	52	52	13-81	2	27	
2,4,6-Tribromophenol (S)	%						49	53	28-122			
2-Fluorobiphenyl (S)	%						85	82	57-117			
2-Fluorophenol (S)	%						75	76	29-110			
Nitrobenzene-d5 (S)	%						82	80	44-115			
Phenol-d6 (S)	%						84	83	46-104			
Terphenyl-d14 (S)	%						96	94	45-129			

Results presented on this page are in the units indicated by the "Units" column except where an alternate unit is presented to the right of the result.

REPORT OF LABORATORY ANALYSIS

This report shall not be reproduced, except in full,
without the written consent of Pace Analytical Services, Inc..

Pace Analytical Services, Inc.
9608 Loiret Blvd.
Lenexa, KS 66219
(913)599-5665

QUALITY CONTROL DATA

Project: Honeywell BFC
Pace Project No.: 60196979

QC Batch: PMST/10851 Analysis Method: ASTM D2974
QC Batch Method: ASTM D2974 Analysis Description: Dry Weight/Percent Moisture
Associated Lab Samples: 60196979001, 60196979002, 60196979003, 60196979004, 60196979005, 60196979006, 60196979007, 60196979008, 60196979009, 60196979010, 60196979011, 60196979012

METHOD BLANK: 1590592 Matrix: Solid
Associated Lab Samples: 60196979001, 60196979002, 60196979003, 60196979004, 60196979005, 60196979006, 60196979007, 60196979008, 60196979009, 60196979010, 60196979011, 60196979012

Parameter	Units	Blank Result	Reporting Limit	Analyzed	Qualifiers
Percent Moisture	%	ND	0.50	06/24/15 00:00	

SAMPLE DUPLICATE: 1590593

Parameter	Units	60196979001 Result	Dup Result	RPD	Max RPD	Qualifiers
Percent Moisture	%	20.2	20.7	3	20	

Results presented on this page are in the units indicated by the "Units" column except where an alternate unit is presented to the right of the result.

REPORT OF LABORATORY ANALYSIS

This report shall not be reproduced, except in full,
without the written consent of Pace Analytical Services, Inc..

Pace Analytical Services, Inc.
9608 Loiret Blvd.
Lenexa, KS 66219
(913)599-5665

QUALIFIERS

Project: Honeywell BFC
Pace Project No.: 60196979

DEFINITIONS

DF - Dilution Factor, if reported, represents the factor applied to the reported data due to dilution of the sample aliquot.

ND - Not Detected at or above adjusted reporting limit.

J - Estimated concentration above the adjusted method detection limit and below the adjusted reporting limit.

MDL - Adjusted Method Detection Limit.

PQL - Practical Quantitation Limit.

RL - Reporting Limit.

S - Surrogate

1,2-Diphenylhydrazine decomposes to and cannot be separated from Azobenzene using Method 8270. The result for each analyte is a combined concentration.

Consistent with EPA guidelines, unrounded data are displayed and have been used to calculate % recovery and RPD values.

LCS(D) - Laboratory Control Sample (Duplicate)

MS(D) - Matrix Spike (Duplicate)

DUP - Sample Duplicate

RPD - Relative Percent Difference

NC - Not Calculable.

SG - Silica Gel - Clean-Up

U - Indicates the compound was analyzed for, but not detected.

N-Nitrosodiphenylamine decomposes and cannot be separated from Diphenylamine using Method 8270. The result reported for each analyte is a combined concentration.

Pace Analytical is TNI accredited. Contact your Pace PM for the current list of accredited analytes.

TNI - The NELAC Institute.

LABORATORIES

PASI-K	Pace Analytical Services - Kansas City

BATCH QUALIFIERS

Batch: MSV/70249

[M5]	A matrix spike/matrix spike duplicate was not performed for this batch due to insufficient sample volume.

Batch: MSV/70255

[M5]	A matrix spike/matrix spike duplicate was not performed for this batch due to insufficient sample volume.

ANALYTE QUALIFIERS

D3	Sample was diluted due to the presence of high levels of non-target analytes or other matrix interference.
M1	Matrix spike recovery exceeded QC limits. Batch accepted based on laboratory control sample (LCS) recovery.
R1	RPD value was outside control limits.

This report shall not be reproduced, except in full,
without the written consent of Pace Analytical Services, Inc..

Pace Analytical Services, Inc.
9608 Loiret Blvd.
Lenexa, KS 66219
(913)599-5665

QUALITY CONTROL DATA CROSS REFERENCE TABLE

Project: Honeywell BFC
Pace Project No.: 60196979

Lab ID	Sample ID	QC Batch Method	QC Batch	Analytical Method	Analytical Batch
60196979001	**TWBD41506-01S-0623-05**	EPA 3546	OEXT/50009	EPA 8015B	GCSV/19232
60196979002	**TWBD41506-01S-0623-510**	EPA 3546	OEXT/50009	EPA 8015B	GCSV/19232
60196979003	**TWBD41506-01S-0623-1015**	EPA 3546	OEXT/50009	EPA 8015B	GCSV/19232
60196979004	**TWBD41506-02S-0623-05**	EPA 3546	OEXT/50009	EPA 8015B	GCSV/19232
60196979005	**TWBD41506-02S-0623-510**	EPA 3546	OEXT/50009	EPA 8015B	GCSV/19232
60196979006	**TWBD41506-02S-0623-1015**	EPA 3546	OEXT/50009	EPA 8015B	GCSV/19232
60196979007	**TWBD41506-03S-0623-05**	EPA 3546	OEXT/50009	EPA 8015B	GCSV/19232
60196979008	**TWBD41506-03S-0623-510**	EPA 3546	OEXT/50009	EPA 8015B	GCSV/19232
60196979009	**TWBD41506-03S-0623-1015**	EPA 3546	OEXT/50009	EPA 8015B	GCSV/19232
60196979010	**TWBD41506-04S-0623-05**	EPA 3546	OEXT/50009	EPA 8015B	GCSV/19232
60196979011	**TWBD41506-04S-0623-510**	EPA 3546	OEXT/50009	EPA 8015B	GCSV/19232
60196979012	**TWBD41506-04S-0623-1015**	EPA 3546	OEXT/50009	EPA 8015B	GCSV/19232
60196979001	**TWBD41506-01S-0623-05**	EPA 3050	MPRP/32336	EPA 6010	ICP/23943
60196979002	**TWBD41506-01S-0623-510**	EPA 3050	MPRP/32336	EPA 6010	ICP/23943
60196979003	**TWBD41506-01S-0623-1015**	EPA 3050	MPRP/32336	EPA 6010	ICP/23943
60196979004	**TWBD41506-02S-0623-05**	EPA 3050	MPRP/32336	EPA 6010	ICP/23943
60196979005	**TWBD41506-02S-0623-510**	EPA 3050	MPRP/32337	EPA 6010	ICP/23944
60196979006	**TWBD41506-02S-0623-1015**	EPA 3050	MPRP/32337	EPA 6010	ICP/23944
60196979007	**TWBD41506-03S-0623-05**	EPA 3050	MPRP/32337	EPA 6010	ICP/23944
60196979008	**TWBD41506-03S-0623-510**	EPA 3050	MPRP/32337	EPA 6010	ICP/23944
60196979009	**TWBD41506-03S-0623-1015**	EPA 3050	MPRP/32337	EPA 6010	ICP/23944
60196979010	**TWBD41506-04S-0623-05**	EPA 3050	MPRP/32337	EPA 6010	ICP/23944
60196979011	**TWBD41506-04S-0623-510**	EPA 3050	MPRP/32337	EPA 6010	ICP/23944
60196979012	**TWBD41506-04S-0623-1015**	EPA 3050	MPRP/32337	EPA 6010	ICP/23944
60196979001	**TWBD41506-01S-0623-05**	EPA 7471	MERP/9733	EPA 7471	MERC/9685
60196979002	**TWBD41506-01S-0623-510**	EPA 7471	MERP/9733	EPA 7471	MERC/9685
60196979003	**TWBD41506-01S-0623-1015**	EPA 7471	MERP/9733	EPA 7471	MERC/9685
60196979004	**TWBD41506-02S-0623-05**	EPA 7471	MERP/9733	EPA 7471	MERC/9685
60196979005	**TWBD41506-02S-0623-510**	EPA 7471	MERP/9733	EPA 7471	MERC/9685
60196979006	**TWBD41506-02S-0623-1015**	EPA 7471	MERP/9733	EPA 7471	MERC/9685
60196979007	**TWBD41506-03S-0623-05**	EPA 7471	MERP/9733	EPA 7471	MERC/9685
60196979008	**TWBD41506-03S-0623-510**	EPA 7471	MERP/9733	EPA 7471	MERC/9685
60196979009	**TWBD41506-03S-0623-1015**	EPA 7471	MERP/9733	EPA 7471	MERC/9685
60196979010	**TWBD41506-04S-0623-05**	EPA 7471	MERP/9733	EPA 7471	MERC/9685
60196979011	**TWBD41506-04S-0623-510**	EPA 7471	MERP/9733	EPA 7471	MERC/9685
60196979012	**TWBD41506-04S-0623-1015**	EPA 7471	MERP/9733	EPA 7471	MERC/9685
60196979001	**TWBD41506-01S-0623-05**	EPA 3546	OEXT/50010	EPA 8270	MSSV/16204
60196979002	**TWBD41506-01S-0623-510**	EPA 3546	OEXT/50010	EPA 8270	MSSV/16204
60196979003	**TWBD41506-01S-0623-1015**	EPA 3546	OEXT/50010	EPA 8270	MSSV/16204
60196979004	**TWBD41506-02S-0623-05**	EPA 3546	OEXT/50010	EPA 8270	MSSV/16204
60196979005	**TWBD41506-02S-0623-510**	EPA 3546	OEXT/50010	EPA 8270	MSSV/16204
60196979006	**TWBD41506-02S-0623-1015**	EPA 3546	OEXT/50010	EPA 8270	MSSV/16204
60196979007	**TWBD41506-03S-0623-05**	EPA 3546	OEXT/50010	EPA 8270	MSSV/16204
60196979008	**TWBD41506-03S-0623-510**	EPA 3546	OEXT/50010	EPA 8270	MSSV/16204
60196979009	**TWBD41506-03S-0623-1015**	EPA 3546	OEXT/50010	EPA 8270	MSSV/16204
60196979010	**TWBD41506-04S-0623-05**	EPA 3546	OEXT/50010	EPA 8270	MSSV/16204
60196979011	**TWBD41506-04S-0623-510**	EPA 3546	OEXT/50010	EPA 8270	MSSV/16204

REPORT OF LABORATORY ANALYSIS

This report shall not be reproduced, except in full,
without the written consent of Pace Analytical Services, Inc..

Pace Analytical Services, Inc.
9608 Loiret Blvd.
Lenexa, KS 66219
(913)599-5665

QUALITY CONTROL DATA CROSS REFERENCE TABLE

Project: Honeywell BFC
Pace Project No.: 60196979

Lab ID	Sample ID	QC Batch Method	QC Batch	Analytical Method	Analytical Batch
60196979012	**TWBD41506-04S-0623-1015**	EPA 3546	OEXT/50010	EPA 8270	MSSV/16204
60196979001	**TWBD41506-01S-0623-05**	EPA 5035A/8260	MSV/70271		
60196979002	**TWBD41506-01S-0623-510**	EPA 5035A/8260	MSV/70271		
60196979003	**TWBD41506-01S-0623-1015**	EPA 5035A/8260	MSV/70271		
60196979004	**TWBD41506-02S-0623-05**	EPA 5035A/8260	MSV/70271		
60196979005	**TWBD41506-02S-0623-510**	EPA 5035A/8260	MSV/70271		
60196979006	**TWBD41506-02S-0623-1015**	EPA 5035A/8260	MSV/70271		
60196979007	**TWBD41506-03S-0623-05**	EPA 5035A/8260	MSV/70271		
60196979008	**TWBD41506-03S-0623-510**	EPA 5035A/8260	MSV/70271		
60196979009	**TWBD41506-03S-0623-1015**	EPA 5035A/8260	MSV/70271		
60196979010	**TWBD41506-04S-0623-05**	EPA 5035A/8260	MSV/70271		
60196979011	**TWBD41506-04S-0623-510**	EPA 5035A/8260	MSV/70271		
60196979012	**TWBD41506-04S-0623-1015**	EPA 5035A/8260	MSV/70271		
60196979013	**TRIP-3**	EPA 5035A/8260	MSV/70271		
60196979014	**TRIP-4**	EPA 5035A/8260	MSV/70367		
60196979001	**TWBD41506-01S-0623-05**	EPA 8260	MSV/70255		
60196979002	**TWBD41506-01S-0623-510**	EPA 8260	MSV/70255		
60196979003	**TWBD41506-01S-0623-1015**	EPA 8260	MSV/70255		
60196979004	**TWBD41506-02S-0623-05**	EPA 8260	MSV/70255		
60196979005	**TWBD41506-02S-0623-510**	EPA 8260	MSV/70255		
60196979006	**TWBD41506-02S-0623-1015**	EPA 8260	MSV/70255		
60196979007	**TWBD41506-03S-0623-05**	EPA 8260	MSV/70255		
60196979008	**TWBD41506-03S-0623-510**	EPA 8260	MSV/70255		
60196979009	**TWBD41506-03S-0623-1015**	EPA 8260	MSV/70255		
60196979010	**TWBD41506-04S-0623-05**	EPA 8260	MSV/70255		
60196979011	**TWBD41506-04S-0623-510**	EPA 8260	MSV/70255		
60196979012	**TWBD41506-04S-0623-1015**	EPA 8260	MSV/70255		
60196979013	**TRIP-3**	EPA 8260	MSV/70255		
60196979014	**TRIP-4**	EPA 8260	MSV/70249		
60196979001	**TWBD41506-01S-0623-05**	ASTM D2974	PMST/10851		
60196979002	**TWBD41506-01S-0623-510**	ASTM D2974	PMST/10851		
60196979003	**TWBD41506-01S-0623-1015**	ASTM D2974	PMST/10851		
60196979004	**TWBD41506-02S-0623-05**	ASTM D2974	PMST/10851		
60196979005	**TWBD41506-02S-0623-510**	ASTM D2974	PMST/10851		
60196979006	**TWBD41506-02S-0623-1015**	ASTM D2974	PMST/10851		
60196979007	**TWBD41506-03S-0623-05**	ASTM D2974	PMST/10851		
60196979008	**TWBD41506-03S-0623-510**	ASTM D2974	PMST/10851		
60196979009	**TWBD41506-03S-0623-1015**	ASTM D2974	PMST/10851		
60196979010	**TWBD41506-04S-0623-05**	ASTM D2974	PMST/10851		
60196979011	**TWBD41506-04S-0623-510**	ASTM D2974	PMST/10851		
60196979012	**TWBD41506-04S-0623-1015**	ASTM D2974	PMST/10851		

This report shall not be reproduced, except in full,
without the written consent of Pace Analytical Services, Inc..

Pace Analytical
www.pacelabs.com

Sample Condition Upon Receipt

WO# : 60196979

60196979

Client Name: Terracon Honeywell FMT RK

Optional
Proj Due Date:
Proj Name:

Courier: FedEx ☐ UPS ☐ VIA ☐ Clay ☐ PEX ☐ ECI ☐ Pace ☐ Other ☐ Client ☒

Tracking #: _____ Pace Shipping Label Used? Yes ☐ No ☒

Custody Seal on Cooler/Box Present: Yes ☒ No ☐ Seals intact: Yes ☒ No ☐

Packing Material: Bubble Wrap ☒ Bubble Bags ☐ Foam ☐ None ☐ Other ☐

Thermometer Used: CF +1.4 T-239 / ~~CF -0.5~~ T-262 **Type of Ice:** ~~Wet~~ Blue None ☐ Samples received on ice, cooling process has begun.
(circle one)

Cooler Temperature: 0.6, 0.6

Date and initials of person examining contents: JVS 6/23/15 1600

Temperature should be above freezing to 6°C

Chain of Custody present:	☑Yes ☐No ☐N/A	1.
Chain of Custody filled out:	☑Yes ☐No ☐N/A	2.
Chain of Custody relinquished:	☑Yes ☐No ☐N/A	3.
Sampler name & signature on COC:	☑Yes ☐No ☐N/A	4.
Samples arrived within holding time:	☑Yes ☐No ☐N/A	5.
Short Hold Time analyses (<72hr):	☐Yes ☒No ☐N/A	6.
Rush Turn Around Time requested:	☐Yes ☒No ☐N/A	7.
Sufficient volume:	☑Yes ☐No ☐N/A	8.
Correct containers used:	☑Yes ☐No ☐N/A	
Pace containers used:	☑Yes ☐No ☐N/A	9.
Containers intact:	☑Yes ☐No ☐N/A	10.
Unpreserved 5035A soils frozen w/in 48hrs?	☒Yes ☐No ☐N/A	11.
Filtered volume received for dissolved tests?	☐Yes ☐No ☒N/A	12.
Sample labels match COC:	☑Yes ☐No ☐N/A	
Includes date/time/ID/analyses Matrix: Soil		13.
All containers needing preservation have been checked.	☐Yes ☐No ☑N/A	
All containers needing preservation are found to be in compliance with EPA recommendation.	☐Yes ☐No ☑N/A	14.
Exceptions: VOA, Coliform, O&G, WI-DRO (water)	☑Yes ☐No	Initial when completed JVS / Lot # of added preservative
Trip Blank present:	☑Yes ☐No ☐N/A	
Pace Trip Blank lot # (if purchased): 020915-3		15.
Headspace in VOA vials (>6mm):	☐Yes ☒No ☐N/A	16.
Project sampled in USDA Regulated Area:	☐Yes ☐No ☑N/A	17. List State:

Client Notification/ Resolution: Copy COC to Client? Y / N Field Data Required? Y / N

Person Contacted: Joe Beder Date/Time: 6/23/15 1130

Comments/ Resolution: Switch to Honeywell FMT They are Paying the bill

Project Manager Review: RK Date: 6/24/15

Pace Analytical
www.pacelabs.com

CHAIN-OF-CUSTODY / Analytical Request Document

The Chain-of-Custody is a LEGAL DOCUMENT. All relevant fields must be completed accurately.

Page: 1 of 2

Section A Required Client Information:		Section B Required Project Information:		Section C Invoice Information:	
Company:	Terracon	Report To:	Eric Gorman	Attention:	Joe Baker
Address:	13910 W. 96th Terrace	Copy To:		Company Name:	Honeywell
	Lenexa, KS 66215			Address:	14520 Botts Rd KCMO 64147
Email To:	ejgorman@terracon.com	Purchase Order No.:		Pace Quote Reference:	
Phone:	913-492-7777 Fax:	Project Name:	Honeywell BFC	Pace Project Manager:	Alice Flanagan
Requested Due Date/TAT:	standard	Project Number:	02137069	Pace Profile #:	

REGULATORY AGENCY

☐ NPDES ☐ GROUND WATER ☐ DRINKING WATER
☐ UST ☐ RCRA ☐ OTHER

Site Location STATE: MO

Requested Analysis Filtered (Y/N)

ITEM #	Section D Required Client Information — SAMPLE ID (A-Z, 0-9 / ,-) Sample IDs MUST BE UNIQUE	MATRIX CODE (see valid codes to left)	SAMPLE TYPE (G=GRAB C=COMP)	COLLECTED COMPOSITE START DATE	COMPOSITE START TIME	COMPOSITE END/GRAB DATE	COMPOSITE END/GRAB TIME	SAMPLE TEMP AT COLLECTION	# OF CONTAINERS	Preservatives: Unpreserved	H_2SO_4	HNO_3	HCl	NaOH	$Na_2S_2O_3$	Methanol	Other	Analysis Test Y/N	VOCs Full Scan 8260B	TPH-GRO by 8015	TPH-DRO/ORO 8015	PAHs by 8270C	RCRA 8 Metals 6010/747	PCB Congeners 1668A				Residual Chlorine (Y/N)	Pace Project No./ Lab I.D.
	Valid Matrix Codes: DRINKING WATER DW; WATER WT; WASTE WATER WW; PRODUCT P; SOIL/SOLID SL; OIL OL; WIPE WP; AIR AR; OTHER OT; TISSUE TS																											60196979
1	TWBD41506-01S-0623-(0-5)	SL	G	6/23/15	9:50				7	5						1	1		x	x	x	x	x	x					001
2	TWBD41506-01S-0623-(5-10)	SL	G	6/23/15	10:00				7	5						1	1		x	x	x	x	x	x					002
3	TWBD41506-01S-0623-(10-15)	SL	G	6/23/15	10:15				7	5						1	1		x	x	x	x	x	x					003
4	TWBD41506-02S-0623-(0-5)	SL	G	6/23/15	10:45				7	5						1	1		x	x	x	x	x	x					004
5	TWBD41506-02S-0623-(5-10)	SL	G	6/23/15	11:00				7	5						1	1		x	x	x	x	x	x					005
6	TWBD41506-02S-0623-(10-15)	SL	G	6/23/15	11:15				7	5						1	1		x	x	x	x	x	x					006
7	TWBD41506-03S-0623-(0-5)	SL	G	6/23/15	11:40				7	5						1	1		x	x	x	x	x	x					007
8	TWBD41506-03S-0623-(5-10)	SL	G	6/23/15	11:55				7	5						1	1		x	x	x	x	x	x					008
9	TWBD41506-03S-0623-(10-15)	SL	G	6/23/15	12:10				7	5						1	1		x	x	x	x	x	x					009
10	TWBD41506-04S-0623-(0-5)	SL	G	6/23/15	12:30				7	5						1	1		x	x	x	x	x	x					010
11	TWBD41506-04S-0623-(5-10)	SL	G	6/23/15	12:45				7	5						1	1		x	x	x	x	x	x					011
12	TWBD41506-04S-0623-(10-15)	SL	G	6/23/15	13:00				7	5						1	1		x	x	x	x	x	x					012

2(VE Run) 2(MEK) 1(BPBW) 1(DCAm) 1(DGAB)

ADDITIONAL COMMENTS	RELINQUISHED BY / AFFILIATION	DATE	TIME	ACCEPTED BY / AFFILIATION	DATE	TIME	SAMPLE CONDITIONS			
	Shane Strope/Terracon	6-23-15			6/23/15	1533	0.6	Y	Y	Y
							0.6	Y	Y	Y

SAMPLER NAME AND SIGNATURE

PRINT Name of SAMPLER: Shane Strope

SIGNATURE of SAMPLER: [signature] DATE Signed (MM/DD/YY): 6-23-15

Temp in °C | Received on Ice (Y/N) | Custody Sealed Cooler (Y/N) | Samples Intact (Y/N)

*Important Note: By signing this form you are accepting Pace's NET 30 day payment terms and agreeing to late charges of 1.5% per month for any invoices not paid within 30 days.

Pace Analytical™
www.pacelabs.com

CHAIN-OF-CUSTODY / Analytical Request Document

The Chain-of-Custody is a LEGAL DOCUMENT. All relevant fields must be completed accurately.

Section A Required Client Information:

Company:	Terracon
Address:	13910 W. 96th Terrace
	Lenexa, KS 66215
Email To:	ejgorman@terracon.com
Phone: 913-492-7777	Fax:
Requested Due Date/TAT:	standard

Section B Required Project Information:

Report To:	Eric Gorman
Copy To:	
Purchase Order No.:	
Project Name:	Honeywell BFC
Project Number:	02137069

Section C Invoice Information:

Attention:	Joe Baker
Company Name:	Honeywell
Address:	14520 Botts Rd. KCMO 64147
Pace Quote Reference:	
Pace Project Manager:	Alice Flanagan
Pace Profile #:	

REGULATORY AGENCY

NPDES GROUND WATER DRINKING WATER
UST RCRA OTHER

Site Location STATE: MO

Section D Required Client Information

SAMPLE ID
(A-Z, 0-9 / ,-)
Sample IDs MUST BE UNIQUE

Valid Matrix Codes

MATRIX	CODE
DRINKING WATER	DW
WATER	WT
WASTE WATER	WW
PRODUCT	P
SOIL/SOLID	SL
OIL	OL
WIPE	WP
AIR	AR
OTHER	OT
TISSUE	TS

Requested Analysis Filtered (Y/N)

ITEM #	SAMPLE ID	MATRIX CODE (see valid codes to left)	SAMPLE TYPE (G=GRAB C=COMP)	COLLECTED COMPOSITE START DATE	COLLECTED COMPOSITE START TIME	COLLECTED COMPOSITE END/GRAB DATE	COLLECTED COMPOSITE END/GRAB TIME	SAMPLE TEMP AT COLLECTION	# OF CONTAINERS	Preservatives: Unpreserved	H_2SO_4	HNO_3	HCl	NaOH	$Na_2S_2O_3$	Methanol	Other	Y/N	Analysis Test: VOCs Full Scan 8260B	TPH-GRO by 8015	TPH-DRO/ORO 8015	PAHs by 8270C	RCRA 8 Metals 6010/747	PCB Congeners 1668A	Residual Chlorine (Y/N)	Pace Project No./ Lab I.D. 60196979
1	Trip-3	DI		Lab Prepared		06/23/15			2	2									X	X						013
2	Trip-4			Lab Prepared		06/23/15			2	2									X	X						014
3																										
4																										
5																										
6																										
7																										
8																										
9																										
10																										
11																										
12																										

ADDITIONAL COMMENTS	RELINQUISHED BY / AFFILIATION	DATE	TIME	ACCEPTED BY / AFFILIATION	DATE	TIME	SAMPLE CONDITIONS			
	Shane Strope/Terracon	6-23-15	1533		6/23/15	1533	0.6	Y	Y	Y
							0.6	Y	Y	Y

SAMPLER NAME AND SIGNATURE

PRINT Name of SAMPLER: Shane Strope

SIGNATURE of SAMPLER: [signature] DATE Signed (MM/DD/YY): 6-23-15

Temp in °C	Received on Ice (Y/N)	Custody Sealed Cooler (Y/N)	Samples Intact (Y/N)

*Important Note: By signing this form you are accepting Pace's NET 30 day payment terms and agreeing to late charges of 1.5% per month for any invoices not paid within 30 days.

Pace Analytical™
www.pacelabs.com

Pace Analytical Services, Inc.
1700 Elm Street
Minneapolis, MN 55414
Phone: 612.607.1700
Fax: 612.607.6444

Report Prepared for:

Brad Godwin
PACE Kansas
9608 Loiret Blvd
Lenexa KS 66219

REPORT OF LABORATORY ANALYSIS FOR PCBs

Report Information:

Pace Project #: 10311998
Sample Receipt Date: 06/25/2015
Client Project #: 60196979
Client Sub PO #: N/A
State Cert #: N/A

Invoicing & Reporting Options:

The report provided has been invoiced as a Level 2 PCB Report. If an upgrade of this report package is requested, an additional charge may be applied.

Please review the attached invoice for accuracy and forward any questions to Scott Unze, your Pace Project Manager.

This report has been reviewed by:

August 12, 2015

Scott Unze, Project Manager
(612) 607-6383
(612) 607-6444 (fax)
scott.unze@pacelabs.com

Report Prepared Date:
August 12, 2015

ACCREDITED IN ACCORDANCE WITH nelac

Report of Laboratory Analysis

This report should not be reproduced, except in full, without the written consent of Pace Analytical Services, Inc.

The results relate only to the samples included in this report.

Pace Analytical Services, Inc.
1700 Elm Street
Minneapolis, MN 55414
Phone: 612.607.1700
Fax: 612.607.6444

DISCUSSION

This report presents the results from the analyses performed on twelve samples submitted by a representative of Pace Analytical Services, Kansas. The samples were analyzed for the presence or absence of polychlorinated biphenyl (PCB) congeners using USEPA Method 1668A. Reporting limits were set to the Pace standard reporting limits and were adjusted for the dry sample amount extracted.

With seven exceptions, flagged "R", the isotopically-labeled PCB internal standards in the sample extracts were recovered within the target ranges for this method. Since the quantification of the native PCB congeners was based on internal standard and isotope dilution methodology, the data were automatically corrected for variation in recovery and accurate values were obtained.

Incorrect isotope ratios were obtained for selected PCB congeners. The affected congeners were flagged "I" on the results tables.

A laboratory method blank was prepared and analyzed with each sample batch as part of our routine quality control procedures. The results show the blanks to be free of PCB congeners at the reporting limits. This indicates that the sample preparation procedures did not significantly contribute to the PCB content determined for the sample extracts.

Laboratory spike samples were also prepared with each sample set using reference material that had been fortified with native standards. The results show that the spiked native compounds in the lab spikes were recovered at 89-121% with relative percent differences of 0.0-16.1%. These results were within the target range for this method. Matrix spikes were not prepared with this extraction batch.

This report shall not be reproduced, except in full,
without the written consent of Pace Analytical Services, Inc.

Pace Analytical™

Pace Analytical Services, Inc.
1700 Elm Street - Suite 200
Minneapolis, MN 55414

Tel: 612-607-1700
Fax: 612- 607-6444

Minnesota Laboratory Certifications

Authority	Certificate #	Authority	Certificate #
A2LA	2926.01	Mississippi	MN00064
Alabama	40770	Montana	92
Alaska	MN00064	Nebraska	
Arizona	AZ0014	Nevada	MN_00064_200
Arkansas	88-0680	New Jersey (NE	MN002
California	01155CA	New York (NEL	11647
Colorado	MN00064	North Carolina	27700
Connecticut	PH-0256	North Dakota	R-036
EPA Region 8	8TMS-Q	Ohio	4150
Florida (NELAP	E87605	Oklahoma	D9922
Georgia (DNR)	959	Oregon (ELAP)	MN200001-005
Guam	959	Oregon (OREL	MN300001-001
Hawaii	SLD	Pennsylvania	68-00563
Idaho	MN00064	Puerto Rico	MN00064
Illinois	200012	Saipan	MP0003
Indiana	C-MN-01	South Carolina	74003001
Indiana	C-MN-01	Tennessee	TN02818
Iowa	368	Texas	T104704192-08
Kansas	E-10167	Utah (NELAP)	MN00064
Kentucky	90062	Virginia	00251
Louisiana	03086	Washington	C755
Maine	2007029	West Virginia	9952C
Maryland	322	Wisconsin	999407970
Michigan	9909	Wyoming	8TMS-Q
Minnesota	027-053-137		

REPORT OF LABORATORY ANALYSIS

This report shall not be reproduced, except in full,
without the written consent of Pace Analytical Services, Inc.

Appendix A

Sample Management

Chain of Custody

Pace Analytical®
www.pacelabs.com

10311998

Workorder: 60196979 **Workorder Name:** Honeywell BFC **Owner Received Date:** 6/23/2015 **Results Requested By:** 6/30/2015

Report To	Subcontract To
Brad Godwin Pace Analytical Services, Inc. 9608 Loiret Blvd. Lenexa, KS 66219 Phone (913)599-5665 Fax (913)599-1759	Pace Analytical Minnesota 1700 Elm Street Suite 200 Minneapolis, MN 55414 Phone (612)607-1700

						Preserved Containers						Requested Analysis														
Item	Sample ID	Sample Type	Collect Date/Time	Lab ID	Matrix	WGFU						1668A PCBs 209 list														LAB USE ONLY
1	TWBD41506-01S-0623-05	PS	6/23/2015 09:50	60196979001	Solid	1						X														001
2	TWBD41506-01S-0623-510	PS	6/23/2015 10:00	60196979002	Solid	1						X														002
3	TWBD41506-01S-0623-1015	PS	6/23/2015 10:15	60196979003	Solid	1						X														003
4	TWBD41506-02S-0623-05	PS	6/23/2015 10:45	60196979004	Solid	1						X														004
5	TWBD41506-02S-0623-510	PS	6/23/2015 11:00	60196979005	Solid	1						X														005
6	TWBD41506-02S-0623-1015	PS	6/23/2015 11:15	60196979006	Solid	1						X														006
7	TWBD41506-03S-0623-05	PS	6/23/2015 11:40	60196979007	Solid	1						X														007
8	TWBD41506-03S-0623-510	PS	6/23/2015 11:55	60196979008	Solid	1						X														008
9	TWBD41506-03S-0623-1015	PS	6/23/2015 12:10	60196979009	Solid	1						X														009
10	TWBD41506-04S-0623-05	PS	6/23/2015 12:30	60196979010	Solid	1						X														010
11	TWBD41506-04S-0623-510	PS	6/23/2015 12:45	60196979011	Solid	1						X														011
12	TWBD41506-04S-0623-1015	PS	6/23/2015 13:00	60196979012	Solid	1						X														012

Transfers	Released By	Date/Time	Received By	Date/Time	Comments
1		6/24/15 700		6/25/15 1000	
2					

Cooler Temperature on Receipt 2.2 °C | Custody Seal Y or | Received on Ice Y or | Samples Intact Y or N

****In order to maintain client confidentiality, location/name of the sampling site, sampler's name and signature may not be provided on this COC document.*
This chain of custody is considered complete as is since this information is available in the owner laboratory.

Pace Analytical®	Document Name: Sample Condition Upon Receipt Form	Document Revised: 23Feb2015 Page 1 of 1
	Document No.: F-MN-L-213-rev.13	Issuing Authority: Pace Minnesota Quality Office

Sample Condition Upon Receipt

Client Name: PACE ICS

Project #: WO# : 10311998

10311998

Courier: ☒ Fed Ex ☐ UPS ☐ USPS ☐ Client ☐ Commercial ☐ Pace ☐ SpeeDee ☐ Other:

Tracking Number: 6346 0251 4060

Custody Seal on Cooler/Box Present? ☒ Yes ☐ No **Seals Intact?** ☒ Yes ☐ No **Optional:** Proj. Due Date: Proj. Name:

Packing Material: ☒ Bubble Wrap ☒ Bubble Bags ☐ None ☐ Other: **Temp Blank?** ☒ Yes ☐ No

Thermometer Used: ☐ B88A9130516413 ☒ B88A912167504 ☐ B88A0143310098 **Type of Ice:** ☒ Wet ☐ Blue ☐ None ☒ Samples on ice, cooling process has begun

Cooler Temp Read (°C): 2.0 **Cooler Temp Corrected (°C):** 2.2 **Biological Tissue Frozen?** ☐ Yes ☐ No ☒ N/A

Temp should be above freezing to 6°C **Correction Factor:** +0.2 **Date and Initials of Person Examining Contents:** AZ 06/25/15

USDA Regulated Soil (☒ N/A, water sample)

Did samples originate in a quarantine zone within the United States: AL, AR, AZ, CA, FL, GA, ID, LA, MS, NC, NM, NY, OK, OR, SC, TN, TX or WA (check maps)? ☐ Yes ☒ No

Did samples originate from a foreign source (internationally, including Hawaii and Puerto Rico)? ☐ Yes ☒ No

If Yes to either question, fill out a Regulated Soil Checklist (F-MN-Q-338) and include with SCUR/COC paperwork.

				COMMENTS:
Chain of Custody Present?	☒ Yes	☐ No	☐ N/A	1.
Chain of Custody Filled Out?	☒ Yes	☐ No	☐ N/A	2.
Chain of Custody Relinquished?	☒ Yes	☐ No	☐ N/A	3.
Sampler Name and/or Signature on COC?	☒ Yes	☐ No	☐ N/A	4.
Samples Arrived within Hold Time?	☒ Yes	☐ No	☐ N/A	5.
Short Hold Time Analysis (<72 hr)?	☐ Yes	☒ No	☐ N/A	6.
Rush Turn Around Time Requested?	☐ Yes	☒ No	☐ N/A	7.
Sufficient Volume?	☒ Yes	☐ No	☐ N/A	8.
Correct Containers Used?	☒ Yes	☐ No	☐ N/A	9.
-Pace Containers Used?	☒ Yes	☐ No	☐ N/A	
Containers Intact?	☒ Yes	☐ No	☐ N/A	10.
Filtered Volume Received for Dissolved Tests?	☐ Yes	☐ No	☒ N/A	11. Note if sediment is visible in the dissolved container
Sample Labels Match COC? -Includes Date/Time/ID/Analysis Matrix: SC	☒ Yes	☐ No	☐ N/A	12.
All containers needing acid/base preservation have been checked?	☐ Yes	☐ No	☒ N/A	13. ☐ HNO_3 ☐ H_2SO_4 ☐ NaOH ☐ HCl Sample #
All containers needing preservation are found to be in compliance with EPA recommendation? (HNO_3, H_2SO_4, HCl<2; NaOH >9 Sulfide, NaOH>12 Cyanide)	☐ Yes	☐ No	☒ N/A	
Exceptions: VOA, Coliform, TOC, Oil and Grease, DRO/8015 (water) DOC	☐ Yes	☐ No	☒ N/A	Initial when completed: Lot # of added preservative:
Headspace in VOA Vials (>6mm)?	☐ Yes	☒ No	☐ N/A	14.
Trip Blank Present?	☐ Yes	☒ No	☐ N/A	15.
Trip Blank Custody Seals Present?	☐ Yes	☒ No	☐ N/A	
Pace Trip Blank Lot # (if purchased):				

CLIENT NOTIFICATION/RESOLUTION **Field Data Required?** ☐ Yes ☐ No

Person Contacted: Date/Time:

Comments/Resolution:

Project Manager Review: **Date:** 06/26/15

Note: Whenever there is a discrepancy affecting North Carolina compliance samples, a copy of this form will be sent to the North Carolina DEHNR Certification Office (i.e. out of hold, incorrect preservative, out of temp, incorrect containers).

Pace Analytical Services, Inc.
1700 Elm Street - Suite 200
Minneapolis, MN 55414

Tel: 612-607-1700
Fax: 612- 607-6444

Reporting Flags

A = Reporting Limit based on signal to noise

B = Less than 10x higher than method blank level

C = Result obtained from confirmation analysis

D = Result obtained from analysis of diluted sample

E = Exceeds calibration range

I = Interference present

J = Estimated value

Nn = Value obtained from additional analysis

P = PCDE Interference

R = Recovery outside target range

S = Peak saturated

U = Analyte not detected

V = Result verified by confirmation analysis

X = %D Exceeds limits

Y = Calculated using average of daily RFs

* = See Discussion

This report shall not be reproduced, except in full,
without the written consent of Pace Analytical Services, Inc.

Appendix B

Sample Analysis Summary

Pace Analytical Services, Inc.
1700 Elm Street - Suite 200
Minneapolis, MN 55414

Tel: 612-607-1700
Fax: 612- 607-6444

Method 1668A Polychlorobiphenyl Sample Analysis Results

Client - PACE Kansas

Client's Sample ID	TWBD41506-01S-0623-05		
Lab Sample ID	60196979001		
Filename	P150705B_07		
Injected By	BAL		
Total Amount Extracted	10.1 g	Matrix	Solid
% Moisture	20.2	Dilution	5
Dry Weight Extracted	8.06 g	Collected	06/23/2015 09:50
ICAL ID	P150705B02	Received	06/25/2015 10:00
CCal Filename(s)	P150705B_01	Extracted	06/29/2015 15:00
Method Blank ID	BLANK-45871	Analyzed	07/06/2015 03:16

PCB Isomer	IUPAC	RT	Ratio	ng's Added	ng's Found	% Recovery	
Labeled Analytes							
13C-2-MoCB	1	8.753	3.19	2.0	1.66	83	
13C-4-MoCB	3	11.329	3.17	2.0	2.00	100	
13C-2,2'-DiCB	4	11.605	1.54	2.0	1.93	96	
13C-4,4'-DiCB	15	18.326	1.59	2.0	1.56	78	
13C-2,2',6-TrCB	19	15.186	1.03	2.0	1.93	96	
13C-3,4,4'-TrCB	37	25.906	1.06	2.0	1.42	71	
13C-2,2',6,6'-TeCB	54	18.645	0.80	2.0	1.50	75	
13C-3,4,4',5-TeCB	81	32.954	0.79	2.0	1.34	67	
13C-3,3',4,4'-TeCB	77	33.541	0.78	2.0	1.24	62	
13C-2,2',4,6,6'-PeCB	104	24.581	1.49	2.0	1.95	98	
13C-2,3,3',4,4'-PeCB	105	37.118	1.57	2.0	1.39	69	
13C-2,3,4,4',5-PeCB	114	36.464	1.56	2.0	1.33	66	
13C-2,3',4,4',5-PeCB	118	35.911	1.57	2.0	1.32	66	
13C-2,3',4,4',5'-PeCB	123	35.576	1.58	2.0	1.41	70	
13C-3,3',4,4',5-PeCB	126	40.271	1.53	2.0	1.32	66	
13C-2,2',4,4',6,6'-HxCB	155	30.539	1.44	2.0	1.63	89	I
13C-HxCB (156/157)	156/157	43.346	1.18	4.0	2.40	60	
13C-2,3',4,4',5,5'-HxCB	167	42.155	1.25	2.0	1.32	66	
13C-3,3',4,4',5,5'-HxCB	169	46.632	1.17	2.0	1.09	54	
13C-2,2',3,4',5,6,6'-HpCB	188	36.431	1.10	2.0	2.35	118	
13C-2,3,3',4,4',5,5'-HpCB	189	49.165	1.00	2.0	1.69	85	
13C-2,2',3,3',5,5',6,6'-OcCB	202	41.887	0.86	2.0	2.58	129	
13C-2,3,3',4,4',5,5',6-OcCB	205	51.773	0.91	2.0	1.79	90	
13C-2,2',3,3',4,4',5,5',6-NoCB	206	53.497	0.81	2.0	1.93	96	
13C-2,2',3,3',4,5,5',6,6'-NoCB	208	48.669	0.86	2.0	1.98	99	
13C--DeCB	209	55.114	0.74	2.0	2.37	118	
Cleanup Standards							
13C-2,4,4'-TrCB	28	21.663	1.14	2.0	1.60	80	
13C-2,3,3',5,5'-PeCB	111	33.558	1.53	2.0	1.63	81	
13C-2,2',3,3',5,5',6-HpCB	178	39.534	1.07	2.0	1.88	94	
Recovery Standards							
13C-2,5-DiCB	9	13.904	1.64	2.0	NA	NA	
13C-2,2',5,5'-TeCB	52	23.592	0.77	2.0	NA	NA	
13C-2,2',4,5,5'-PeCB	101	30.791	1.62	2.0	NA	NA	
13C-2,2',3,4,4',5'-HxCB	138	39.081	1.33	2.0	NA	NA	
13C-2,2',3,3',4,4',5,5'-OcCB	194	51.277	0.83	2.0	NA	NA	

Conc = Concentration
EML =Method Specified Reporting Limit (1668A)
EMPC = Estimated Maximum Possible Concentration
A = Limit of Detection based on signal to noise
B = Less than 10 times higher than method blank level
R = Recovery outside of Method 1668A control limits
Nn = Value obtained from additional analyses

Results reported on a dry weight basis

ND = Not Detected
NA = Not Applicable
NC = Not Calculated
* = See Discussion
X = Outside QC Limits
RT = Retention Time
I = Interference
ng's = Nanograms

REPORT OF LABORATORY ANALYSIS

This report shall not be reproduced, except in full,
without the written consent of Pace Analytical Services, Inc.

Pace Analytical Services, Inc.
1700 Elm Street - Suite 200
Minneapolis, MN 55414

Tel: 612-607-1700
Fax: 612- 607-6444

Method 1668A Polychlorobiphenyl
Sample Analysis Results

Client Sample ID TWBD41506-01S-0623-05
Lab Sample ID 60196979001
Filename P150705B_07

IUPAC	Co-elutions	RT	Ratio	Concentration ng/Kg	EMPC ng/Kg	EML ng/Kg
1		---	---	ND	---	31.0
2		---	---	ND	---	31.0
3		---	---	ND	---	31.0
4		---	---	ND	---	31.0
5		---	---	ND	---	31.0
6		---	---	ND	---	31.0
7		---	---	ND	---	31.0
8		---	---	ND	---	31.0
9		---	---	ND	---	31.0
10		---	---	ND	---	31.0
11		---	---	ND	---	304
12	12/13	---	---	ND	---	62.0
13	12/13	---	---	ND	---	62.0
14		---	---	ND	---	31.0
15		---	---	ND	---	40.9
16		---	---	ND	---	31.0
17		---	---	ND	---	31.0
18	18/30	---	---	ND	---	62.0
19		---	---	ND	---	31.0
20	20/28	---	---	ND	---	160
21	21/33	---	---	ND	---	167
22		---	---	ND	---	118
23		---	---	ND	---	31.0
24		---	---	ND	---	31.0
25		---	---	ND	---	31.0
26	26/29	---	---	ND	---	62.0
27		---	---	ND	---	31.0
28	20/28	---	---	ND	---	160
29	26/29	---	---	ND	---	62.0
30	18/30	---	---	ND	---	62.0
31		---	---	ND	---	161
32		---	---	ND	---	31.0
33	21/33	---	---	ND	---	167
34		---	---	ND	---	31.0
35		---	---	ND	---	31.0
36		---	---	ND	---	31.0
37		---	---	ND	---	65.8
38		---	---	ND	---	31.0
39		---	---	ND	---	31.0
40	40/41/71	---	---	ND	---	186
41	40/41/71	---	---	ND	---	186
42		---	---	ND	---	62.0
43	43/73	---	---	ND	---	62.0
44	44/47/65	---	---	ND	---	186
45	45/51	---	---	ND	---	124
46		---	---	ND	---	62.0
47	44/47/65	---	---	ND	---	186
48		---	---	ND	---	62.0

Conc = Concentration
EML =Method Specified Reporting Limit (1668A)
EMPC = Estimated Maximum Possible Concentration
A = Limit of Detection based on signal to noise
B = Less than 10 times higher than method blank level
R = Recovery outside of Method 1668A control limits
Nn = Value obtained from additional analyses

Results reported on a dry weight basis

ND = Not Detected
NA = Not Applicable
NC = Not Calculated
* = See Discussion
X = Outside QC Limits
RT = Retention Time
I = Interference
ng's = Nanograms

REPORT OF LABORATORY ANALYSIS

This report shall not be reproduced, except in full,
without the written consent of Pace Analytical Services, Inc.

Pace Analytical Services, Inc.
1700 Elm Street - Suite 200
Minneapolis, MN 55414

Tel: 612-607-1700
Fax: 612- 607-6444

Method 1668A Polychlorobiphenyl
Sample Analysis Results

Client Sample ID TWBD41506-01S-0623-05
Lab Sample ID 60196979001
Filename P150705B_07

IUPAC	Co-elutions	RT	Ratio	Concentration ng/Kg	EMPC ng/Kg	EML ng/Kg
49	49/69	---	---	ND	---	124
50	50/53	---	---	ND	---	124
51	45/51	---	---	ND	---	124
52		---	---	ND	---	191
53	50/53	---	---	ND	---	124
54		---	---	ND	---	62.0
55		---	---	ND	---	62.0
56		---	---	ND	---	62.0
57		---	---	ND	---	62.0
58		---	---	ND	---	62.0
59	59/62/75	---	---	ND	---	186
60		---	---	ND	---	62.0
61	61/70/74/76	---	---	ND	---	248
62	59/62/75	---	---	ND	---	186
63		---	---	ND	---	62.0
64		---	---	ND	---	62.0
65	44/47/65	---	---	ND	---	186
66		---	---	ND	---	104
67		---	---	ND	---	62.0
68		---	---	ND	---	62.0
69	49/69	---	---	ND	---	124
70	61/70/74/76	---	---	ND	---	248
71	40/41/71	---	---	ND	---	186
72		---	---	ND	---	62.0
73	43/73	---	---	ND	---	62.0
74	61/70/74/76	---	---	ND	---	248
75	59/62/75	---	---	ND	---	186
76	61/70/74/76	---	---	ND	---	248
77		---	---	ND	---	62.0
78		---	---	ND	---	62.0
79		---	---	ND	---	62.0
80		---	---	ND	---	62.0
81		---	---	ND	---	62.0
82		---	---	ND	---	62.0
83		---	---	ND	---	62.0
84		---	---	ND	---	62.0
85	85/116/117	---	---	ND	---	186
86	86/87/97/108/119/125	---	---	ND	---	372
87	86/87/97/108/119/125	---	---	ND	---	372
88	88/91	---	---	ND	---	124
89		---	---	ND	---	62.0
90	90/101/113	---	---	ND	---	186
91	88/91	---	---	ND	---	124
92		---	---	ND	---	62.0
93	93/98/100/102	---	---	ND	---	248
94		---	---	ND	---	62.0
95		---	---	ND	---	118
96		---	---	ND	---	62.0

Conc = Concentration
EML =Method Specified Reporting Limit (1668A)
EMPC = Estimated Maximum Possible Concentration
A = Limit of Detection based on signal to noise
B = Less than 10 times higher than method blank level
R = Recovery outside of Method 1668A control limits
Nn = Value obtained from additional analyses

Results reported on a dry weight basis

ND = Not Detected
NA = Not Applicable
NC = Not Calculated
* = See Discussion
X = Outside QC Limits
RT = Retention Time
I = Interference
ng's = Nanograms

REPORT OF LABORATORY ANALYSIS

This report shall not be reproduced, except in full,
without the written consent of Pace Analytical Services, Inc.

Pace Analytical Services, Inc.
1700 Elm Street - Suite 200
Minneapolis, MN 55414

Tel: 612-607-1700
Fax: 612- 607-6444

Method 1668A Polychlorobiphenyl
Sample Analysis Results

Client Sample ID TWBD41506-01S-0623-05
Lab Sample ID 60196979001
Filename P150705B_07

IUPAC	Co-elutions	RT	Ratio	Concentration ng/Kg	EMPC ng/Kg	EML ng/Kg
97	86/87/97/108/119/125	---	---	ND	---	372
98	93/98/100/102	---	---	ND	---	248
99		---	---	ND	---	62.0
100	93/98/100/102	---	---	ND	---	248
101	90/101/113	---	---	ND	---	186
102	93/98/100/102	---	---	ND	---	248
103		---	---	ND	---	62.0
104		---	---	ND	---	62.0
105		---	---	ND	---	62.0
106		---	---	ND	---	62.0
107	107/124	---	---	ND	---	124
108	86/87/97/108/119/125	---	---	ND	---	372
109		---	---	ND	---	62.0
110	110/115	---	---	ND	---	124
111		---	---	ND	---	62.0
112		---	---	ND	---	62.0
113	90/101/113	---	---	ND	---	186
114		---	---	ND	---	62.0
115	110/115	---	---	ND	---	124
116	85/116/117	---	---	ND	---	186
117	85/116/117	---	---	ND	---	186
118		---	---	ND	---	79.4
119	86/87/97/108/119/125	---	---	ND	---	372
120		---	---	ND	---	62.0
121		---	---	ND	---	62.0
122		---	---	ND	---	62.0
123		---	---	ND	---	62.0
124	107/124	---	---	ND	---	124
125	86/87/97/108/119/125	---	---	ND	---	372
126		---	---	ND	---	62.0
127		---	---	ND	---	62.0
128	128/166	---	---	ND	---	124
129	129/138/163	---	---	ND	---	186
130		---	---	ND	---	62.0
131		---	---	ND	---	62.0
132		---	---	ND	---	62.0
133		---	---	ND	---	62.0
134	134/143	---	---	ND	---	124
135	135/151	---	---	ND	---	124
136		---	---	ND	---	62.0
137		---	---	ND	---	62.0
138	129/138/163	---	---	ND	---	186
139	139/140	---	---	ND	---	124
140	139/140	---	---	ND	---	124
141		---	---	ND	---	62.0
142		---	---	ND	---	62.0
143	134/143	---	---	ND	---	124
144		---	---	ND	---	62.0

Conc = Concentration
EML =Method Specified Reporting Limit (1668A)
EMPC = Estimated Maximum Possible Concentration
A = Limit of Detection based on signal to noise
B = Less than 10 times higher than method blank level
R = Recovery outside of Method 1668A control limits
Nn = Value obtained from additional analyses

Results reported on a dry weight basis

ND = Not Detected
NA = Not Applicable
NC = Not Calculated
* = See Discussion
X = Outside QC Limits
RT = Retention Time
I = Interference
ng's = Nanograms

REPORT OF LABORATORY ANALYSIS

This report shall not be reproduced, except in full,
without the written consent of Pace Analytical Services, Inc.

Pace Analytical Services, Inc.
1700 Elm Street - Suite 200
Minneapolis, MN 55414

Tel: 612-607-1700
Fax: 612- 607-6444

Method 1668A Polychlorobiphenyl
Sample Analysis Results

Client Sample ID TWBD41506-01S-0623-05
Lab Sample ID 60196979001
Filename P150705B_07

IUPAC	Co-elutions	RT	Ratio	Concentration ng/Kg	EMPC ng/Kg	EML ng/Kg
145		---	---	ND	---	62.0
146		---	---	ND	---	62.0
147	147/149	---	---	ND	---	124
148		---	---	ND	---	62.0
149	147/149	---	---	ND	---	124
150		---	---	ND	---	62.0
151	135/151	---	---	ND	---	124
152		---	---	ND	---	62.0
153	153/168	---	---	ND	---	124
154		---	---	ND	---	62.0
155		---	---	ND	---	62.0
156	156/157	---	---	ND	---	124
157	156/157	---	---	ND	---	124
158		---	---	ND	---	62.0
159		---	---	ND	---	62.0
160		---	---	ND	---	62.0
161		---	---	ND	---	62.0
162		---	---	ND	---	62.0
163	129/138/163	---	---	ND	---	186
164		---	---	ND	---	62.0
165		---	---	ND	---	62.0
166	128/166	---	---	ND	---	124
167		---	---	ND	---	62.0
168	153/168	---	---	ND	---	124
169		---	---	ND	---	62.0
170		---	---	ND	---	62.0
171	171/173	---	---	ND	---	124
172		---	---	ND	---	62.0
173	171/173	---	---	ND	---	124
174		---	---	ND	---	62.0
175		---	---	ND	---	62.0
176		---	---	ND	---	62.0
177		---	---	ND	---	62.0
178		---	---	ND	---	62.0
179		---	---	ND	---	62.0
180	180/193	---	---	ND	---	124
181		---	---	ND	---	62.0
182		---	---	ND	---	62.0
183	183/185	---	---	ND	---	124
184		---	---	ND	---	62.0
185	183/185	---	---	ND	---	124
186		---	---	ND	---	62.0
187		---	---	ND	---	62.0
188		---	---	ND	---	62.0
189		---	---	ND	---	62.0
190		---	---	ND	---	62.0
191		---	---	ND	---	62.0
192		---	---	ND	---	62.0

Conc = Concentration
EML =Method Specified Reporting Limit (1668A)
EMPC = Estimated Maximum Possible Concentration
A = Limit of Detection based on signal to noise
B = Less than 10 times higher than method blank level
R = Recovery outside of Method 1668A control limits
Nn = Value obtained from additional analyses

Results reported on a dry weight basis

ND = Not Detected
NA = Not Applicable
NC = Not Calculated
* = See Discussion
X = Outside QC Limits
RT = Retention Time
I = Interference
ng's = Nanograms

REPORT OF LABORATORY ANALYSIS

This report shall not be reproduced, except in full,
without the written consent of Pace Analytical Services, Inc.

Pace Analytical Services, Inc.
1700 Elm Street - Suite 200
Minneapolis, MN 55414

Tel: 612-607-1700
Fax: 612- 607-6444

Method 1668A Polychlorobiphenyl
Sample Analysis Results

Client Sample ID TWBD41506-01S-0623-05
Lab Sample ID 60196979001
Filename P150705B_07

IUPAC	Co-elutions	RT	Ratio	Concentration ng/Kg	EMPC ng/Kg	EML ng/Kg
193	180/193	---	---	ND	---	124
194		---	---	ND	---	93.1
195		---	---	ND	---	93.1
196		---	---	ND	---	93.1
197	197/200	---	---	ND	---	186
198	198/199	---	---	ND	---	186
199	198/199	---	---	ND	---	186
200	197/200	---	---	ND	---	186
201		---	---	ND	---	93.1
202		---	---	ND	---	93.1
203		---	---	ND	---	93.1
204		---	---	ND	---	93.1
205		---	---	ND	---	93.1
206		---	---	ND	---	93.1
207		---	---	ND	---	93.1
208		---	---	ND	---	93.1
209		---	---	ND	---	93.1

Conc = Concentration
EML =Method Specified Reporting Limit (1668A)
EMPC = Estimated Maximum Possible Concentration
A = Limit of Detection based on signal to noise
B = Less than 10 times higher than method blank level
R = Recovery outside of Method 1668A control limits
Nn = Value obtained from additional analyses

Results reported on a dry weight basis

ND = Not Detected
NA = Not Applicable
NC = Not Calculated
* = See Discussion
X = Outside QC Limits
RT = Retention Time
I = Interference
ng's = Nanograms

REPORT OF LABORATORY ANALYSIS

This report shall not be reproduced, except in full,
without the written consent of Pace Analytical Services, Inc.

Pace Analytical Services, Inc.
1700 Elm Street - Suite 200
Minneapolis, MN 55414

Tel: 612-607-1700
Fax: 612- 607-6444

Method 1668A Polychlorobiphenyl
Sample Analysis Results

Client Sample ID	TWBD41506-01S-0623-05
Lab Sample ID	60196979001
Filename	P150705B_07

Congener Group	Concentration ng/Kg
Total Monochloro Biphenyls	ND
Total Dichloro Biphenyls	ND
Total Trichloro Biphenyls	ND
Total Tetrachloro Biphenyls	ND
Total Pentachloro Biphenyls	ND
Total Hexachloro Biphenyls	ND
Total Heptachloro Biphenyls	ND
Total Octachloro Biphenyls	ND
Total Nonachloro Biphenyls	ND
Decachloro Biphenyls	ND
Total PCBs	ND

ND = Not Detected
Results reported on a dry weight basis

REPORT OF LABORATORY ANALYSIS

This report shall not be reproduced, except in full,
without the written consent of Pace Analytical Services, Inc.

Pace Analytical Services, Inc.
1700 Elm Street - Suite 200
Minneapolis, MN 55414

Tel: 612-607-1700
Fax: 612- 607-6444

Method 1668A Polychlorobiphenyl Sample Analysis Results

Client - PACE Kansas

Client's Sample ID	TWBD41506-01S-0623-510		
Lab Sample ID	60196979002		
Filename	P150705B_08		
Injected By	BAL		
Total Amount Extracted	10.1 g	Matrix	Solid
% Moisture	19.3	Dilution	5
Dry Weight Extracted	8.15 g	Collected	06/23/2015 10:00
ICAL ID	P150705B02	Received	06/25/2015 10:00
CCal Filename(s)	P150705B_01	Extracted	06/29/2015 15:00
Method Blank ID	BLANK-45871	Analyzed	07/06/2015 04:15

PCB Isomer	IUPAC	RT	Ratio	ng's Added	ng's Found	% Recovery	
Labeled Analytes							
13C-2-MoCB	1	8.765	3.11	2.0	1.73	86	
13C-4-MoCB	3	11.342	3.05	2.0	2.02	101	
13C-2,2'-DiCB	4	11.617	1.63	2.0	1.98	99	
13C-4,4'-DiCB	15	18.338	1.59	2.0	1.66	83	
13C-2,2',6-TrCB	19	15.198	1.17	2.0	2.00	100	
13C-3,4,4'-TrCB	37	25.924	1.04	2.0	1.47	74	
13C-2,2',6,6'-TeCB	54	18.645	0.80	2.0	1.60	80	
13C-3,4,4',5-TeCB	81	32.955	0.77	2.0	1.29	64	
13C-3,3',4,4'-TeCB	77	33.542	0.75	2.0	1.24	62	
13C-2,2',4,6,6'-PeCB	104	24.599	1.68	2.0	1.97	99	
13C-2,3,3',4,4'-PeCB	105	37.120	1.57	2.0	1.33	67	
13C-2,3,4,4',5-PeCB	114	36.482	1.59	2.0	1.27	64	
13C-2,3',4,4',5-PeCB	118	35.929	1.54	2.0	1.34	67	
13C-2,3',4,4',5'-PeCB	123	35.593	1.63	2.0	1.36	68	
13C-3,3',4,4',5-PeCB	126	40.272	1.58	2.0	1.23	62	
13C-2,2',4,4',6,6'-HxCB	155	30.557	1.30	2.0	2.11	105	
13C-HxCB (156/157)	156/157	43.346	1.27	4.0	2.40	60	
13C-2,3',4,4',5,5'-HxCB	167	42.172	1.23	2.0	1.37	68	
13C-3,3',4,4',5,5'-HxCB	169	46.633	1.31	2.0	1.11	55	
13C-2,2',3,4',5,6,6'-HpCB	188	36.432	0.99	2.0	2.42	121	
13C-2,3,3',4,4',5,5'-HpCB	189	49.166	1.06	2.0	1.65	82	
13C-2,2',3,3',5,5',6,6'-OcCB	202	41.887	0.94	2.0	2.47	124	
13C-2,3,3',4,4',5,5',6-OcCB	205	51.774	0.93	2.0	1.70	85	
13C-2,2',3,3',4,4',5,5',6-NoCB	206	53.520	0.99	2.0	1.70	95	I
13C-2,2',3,3',4,5,5',6,6'-NoCB	208	48.648	0.80	2.0	2.13	106	
13C--DeCB	209	55.115	0.79	2.0	2.33	116	
Cleanup Standards							
13C-2,4,4'-TrCB	28	21.631	1.07	2.0	1.78	89	
13C-2,3,3',5,5'-PeCB	111	33.576	1.68	2.0	1.66	83	
13C-2,2',3,3',5,5',6-HpCB	178	39.551	1.01	2.0	1.98	99	
Recovery Standards							
13C-2,5-DiCB	9	13.916	1.62	2.0	NA	NA	
13C-2,2',5,5'-TeCB	52	23.593	0.84	2.0	NA	NA	
13C-2,2',4,5,5'-PeCB	101	30.792	1.67	2.0	NA	NA	
13C-2,2',3,4,4',5'-HxCB	138	39.099	1.35	2.0	NA	NA	
13C-2,2',3,3',4,4',5,5'-OcCB	194	51.299	0.93	2.0	NA	NA	

Conc = Concentration
EML =Method Specified Reporting Limit (1668A)
EMPC = Estimated Maximum Possible Concentration
A = Limit of Detection based on signal to noise
B = Less than 10 times higher than method blank level
R = Recovery outside of Method 1668A control limits
Nn = Value obtained from additional analyses

Results reported on a dry weight basis

ND = Not Detected
NA = Not Applicable
NC = Not Calculated
* = See Discussion
X = Outside QC Limits
RT = Retention Time
I = Interference
ng's = Nanograms

REPORT OF LABORATORY ANALYSIS

This report shall not be reproduced, except in full,
without the written consent of Pace Analytical Services, Inc.

Pace Analytical Services, Inc.
1700 Elm Street - Suite 200
Minneapolis, MN 55414

Tel: 612-607-1700
Fax: 612- 607-6444

Method 1668A Polychlorobiphenyl
Sample Analysis Results

Client Sample ID TWBD41506-01S-0623-510
Lab Sample ID 60196979002
Filename P150705B_08

IUPAC	Co-elutions	RT	Ratio	Concentration ng/Kg	EMPC ng/Kg	EML ng/Kg
1		---	---	ND	---	30.7
2		---	---	ND	---	30.7
3		---	---	ND	---	30.7
4		---	---	ND	---	30.7
5		---	---	ND	---	30.7
6		---	---	ND	---	30.7
7		---	---	ND	---	30.7
8		---	---	ND	---	30.7
9		---	---	ND	---	30.7
10		---	---	ND	---	30.7
11		---	---	ND	---	301
12	12/13	---	---	ND	---	61.3
13	12/13	---	---	ND	---	61.3
14		---	---	ND	---	30.7
15		---	---	ND	---	40.5
16		---	---	ND	---	30.7
17		---	---	ND	---	30.7
18	18/30	---	---	ND	---	61.3
19		---	---	ND	---	30.7
20	20/28	---	---	ND	---	158
21	21/33	---	---	ND	---	166
22		---	---	ND	---	117
23		---	---	ND	---	30.7
24		---	---	ND	---	30.7
25		---	---	ND	---	30.7
26	26/29	---	---	ND	---	61.3
27		---	---	ND	---	30.7
28	20/28	---	---	ND	---	158
29	26/29	---	---	ND	---	61.3
30	18/30	---	---	ND	---	61.3
31		---	---	ND	---	159
32		---	---	ND	---	30.7
33	21/33	---	---	ND	---	166
34		---	---	ND	---	30.7
35		---	---	ND	---	30.7
36		---	---	ND	---	30.7
37		---	---	ND	---	65.0
38		---	---	ND	---	30.7
39		---	---	ND	---	30.7
40	40/41/71	---	---	ND	---	184
41	40/41/71	---	---	ND	---	184
42		---	---	ND	---	61.3
43	43/73	---	---	ND	---	61.3
44	44/47/65	---	---	ND	---	184
45	45/51	---	---	ND	---	123
46		---	---	ND	---	61.3
47	44/47/65	---	---	ND	---	184
48		---	---	ND	---	61.3

Conc = Concentration
EML =Method Specified Reporting Limit (1668A)
EMPC = Estimated Maximum Possible Concentration
A = Limit of Detection based on signal to noise
B = Less than 10 times higher than method blank level
R = Recovery outside of Method 1668A control limits
Nn = Value obtained from additional analyses

Results reported on a dry weight basis

ND = Not Detected
NA = Not Applicable
NC = Not Calculated
* = See Discussion
X = Outside QC Limits
RT = Retention Time
I = Interference
ng's = Nanograms

REPORT OF LABORATORY ANALYSIS

This report shall not be reproduced, except in full,
without the written consent of Pace Analytical Services, Inc.

Pace Analytical Services, Inc.
1700 Elm Street - Suite 200
Minneapolis, MN 55414

Tel: 612-607-1700
Fax: 612- 607-6444

Method 1668A Polychlorobiphenyl
Sample Analysis Results

Client Sample ID TWBD41506-01S-0623-510
Lab Sample ID 60196979002
Filename P150705B_08

IUPAC	Co-elutions	RT	Ratio	Concentration ng/Kg	EMPC ng/Kg	EML ng/Kg
49	49/69	---	---	ND	---	123
50	50/53	---	---	ND	---	123
51	45/51	---	---	ND	---	123
52		---	---	ND	---	189
53	50/53	---	---	ND	---	123
54		---	---	ND	---	61.3
55		---	---	ND	---	61.3
56		---	---	ND	---	61.3
57		---	---	ND	---	61.3
58		---	---	ND	---	61.3
59	59/62/75	---	---	ND	---	184
60		---	---	ND	---	61.3
61	61/70/74/76	---	---	ND	---	245
62	59/62/75	---	---	ND	---	184
63		---	---	ND	---	61.3
64		---	---	ND	---	61.3
65	44/47/65	---	---	ND	---	184
66		---	---	ND	---	103
67		---	---	ND	---	61.3
68		---	---	ND	---	61.3
69	49/69	---	---	ND	---	123
70	61/70/74/76	---	---	ND	---	245
71	40/41/71	---	---	ND	---	184
72		---	---	ND	---	61.3
73	43/73	---	---	ND	---	61.3
74	61/70/74/76	---	---	ND	---	245
75	59/62/75	---	---	ND	---	184
76	61/70/74/76	---	---	ND	---	245
77		---	---	ND	---	61.3
78		---	---	ND	---	61.3
79		---	---	ND	---	61.3
80		---	---	ND	---	61.3
81		---	---	ND	---	61.3
82		---	---	ND	---	61.3
83		---	---	ND	---	61.3
84		---	---	ND	---	61.3
85	85/116/117	---	---	ND	---	184
86	86/87/97/108/119/125	---	---	ND	---	368
87	86/87/97/108/119/125	---	---	ND	---	368
88	88/91	---	---	ND	---	123
89		---	---	ND	---	61.3
90	90/101/113	---	---	ND	---	184
91	88/91	---	---	ND	---	123
92		---	---	ND	---	61.3
93	93/98/100/102	---	---	ND	---	245
94		---	---	ND	---	61.3
95		---	---	ND	---	117
96		---	---	ND	---	61.3

Conc = Concentration
EML =Method Specified Reporting Limit (1668A)
EMPC = Estimated Maximum Possible Concentration
A = Limit of Detection based on signal to noise
B = Less than 10 times higher than method blank level
R = Recovery outside of Method 1668A control limits
Nn = Value obtained from additional analyses

Results reported on a dry weight basis

ND = Not Detected
NA = Not Applicable
NC = Not Calculated
* = See Discussion
X = Outside QC Limits
RT = Retention Time
I = Interference
ng's = Nanograms

REPORT OF LABORATORY ANALYSIS

This report shall not be reproduced, except in full,
without the written consent of Pace Analytical Services, Inc.

Pace Analytical Services, Inc.
1700 Elm Street - Suite 200
Minneapolis, MN 55414

Tel: 612-607-1700
Fax: 612- 607-6444

Method 1668A Polychlorobiphenyl
Sample Analysis Results

Client Sample ID TWBD41506-01S-0623-510
Lab Sample ID 60196979002
Filename P150705B_08

IUPAC	Co-elutions	RT	Ratio	Concentration ng/Kg	EMPC ng/Kg	EML ng/Kg
97	86/87/97/108/119/125	---	---	ND	---	368
98	93/98/100/102	---	---	ND	---	245
99		---	---	ND	---	61.3
100	93/98/100/102	---	---	ND	---	245
101	90/101/113	---	---	ND	---	184
102	93/98/100/102	---	---	ND	---	245
103		---	---	ND	---	61.3
104		---	---	ND	---	61.3
105		---	---	ND	---	61.3
106		---	---	ND	---	61.3
107	107/124	---	---	ND	---	123
108	86/87/97/108/119/125	---	---	ND	---	368
109		---	---	ND	---	61.3
110	110/115	---	---	ND	---	123
111		---	---	ND	---	61.3
112		---	---	ND	---	61.3
113	90/101/113	---	---	ND	---	184
114		---	---	ND	---	61.3
115	110/115	---	---	ND	---	123
116	85/116/117	---	---	ND	---	184
117	85/116/117	---	---	ND	---	184
118		---	---	ND	---	78.5
119	86/87/97/108/119/125	---	---	ND	---	368
120		---	---	ND	---	61.3
121		---	---	ND	---	61.3
122		---	---	ND	---	61.3
123		---	---	ND	---	61.3
124	107/124	---	---	ND	---	123
125	86/87/97/108/119/125	---	---	ND	---	368
126		---	---	ND	---	61.3
127		---	---	ND	---	61.3
128	128/166	---	---	ND	---	123
129	129/138/163	---	---	ND	---	184
130		---	---	ND	---	61.3
131		---	---	ND	---	61.3
132		---	---	ND	---	61.3
133		---	---	ND	---	61.3
134	134/143	---	---	ND	---	123
135	135/151	---	---	ND	---	123
136		---	---	ND	---	61.3
137		---	---	ND	---	61.3
138	129/138/163	---	---	ND	---	184
139	139/140	---	---	ND	---	123
140	139/140	---	---	ND	---	123
141		---	---	ND	---	61.3
142		---	---	ND	---	61.3
143	134/143	---	---	ND	---	123
144		---	---	ND	---	61.3

Conc = Concentration
EML =Method Specified Reporting Limit (1668A)
EMPC = Estimated Maximum Possible Concentration
A = Limit of Detection based on signal to noise
B = Less than 10 times higher than method blank level
R = Recovery outside of Method 1668A control limits
Nn = Value obtained from additional analyses

Results reported on a dry weight basis

ND = Not Detected
NA = Not Applicable
NC = Not Calculated
* = See Discussion
X = Outside QC Limits
RT = Retention Time
I = Interference
ng's = Nanograms

REPORT OF LABORATORY ANALYSIS

This report shall not be reproduced, except in full,
without the written consent of Pace Analytical Services, Inc.

Pace Analytical Services, Inc.
1700 Elm Street - Suite 200
Minneapolis, MN 55414

Tel: 612-607-1700
Fax: 612- 607-6444

Method 1668A Polychlorobiphenyl
Sample Analysis Results

Client Sample ID TWBD41506-01S-0623-510
Lab Sample ID 60196979002
Filename P150705B_08

IUPAC	Co-elutions	RT	Ratio	Concentration ng/Kg	EMPC ng/Kg	EML ng/Kg
145		---	---	ND	---	61.3
146		---	---	ND	---	61.3
147	147/149	---	---	ND	---	123
148		---	---	ND	---	61.3
149	147/149	---	---	ND	---	123
150		---	---	ND	---	61.3
151	135/151	---	---	ND	---	123
152		---	---	ND	---	61.3
153	153/168	---	---	ND	---	123
154		---	---	ND	---	61.3
155		---	---	ND	---	61.3
156	156/157	---	---	ND	---	123
157	156/157	---	---	ND	---	123
158		---	---	ND	---	61.3
159		---	---	ND	---	61.3
160		---	---	ND	---	61.3
161		---	---	ND	---	61.3
162		---	---	ND	---	61.3
163	129/138/163	---	---	ND	---	184
164		---	---	ND	---	61.3
165		---	---	ND	---	61.3
166	128/166	---	---	ND	---	123
167		---	---	ND	---	61.3
168	153/168	---	---	ND	---	123
169		---	---	ND	---	61.3
170		---	---	ND	---	61.3
171	171/173	---	---	ND	---	123
172		---	---	ND	---	61.3
173	171/173	---	---	ND	---	123
174		---	---	ND	---	61.3
175		---	---	ND	---	61.3
176		---	---	ND	---	61.3
177		---	---	ND	---	61.3
178		---	---	ND	---	61.3
179		---	---	ND	---	61.3
180	180/193	---	---	ND	---	123
181		---	---	ND	---	61.3
182		---	---	ND	---	61.3
183	183/185	---	---	ND	---	123
184		---	---	ND	---	61.3
185	183/185	---	---	ND	---	123
186		---	---	ND	---	61.3
187		---	---	ND	---	61.3
188		---	---	ND	---	61.3
189		---	---	ND	---	61.3
190		---	---	ND	---	61.3
191		---	---	ND	---	61.3
192		---	---	ND	---	61.3

Conc = Concentration
EML =Method Specified Reporting Limit (1668A)
EMPC = Estimated Maximum Possible Concentration
A = Limit of Detection based on signal to noise
B = Less than 10 times higher than method blank level
R = Recovery outside of Method 1668A control limits
Nn = Value obtained from additional analyses

Results reported on a dry weight basis

ND = Not Detected
NA = Not Applicable
NC = Not Calculated
* = See Discussion
X = Outside QC Limits
RT = Retention Time
I = Interference
ng's = Nanograms

REPORT OF LABORATORY ANALYSIS

This report shall not be reproduced, except in full,
without the written consent of Pace Analytical Services, Inc.

Pace Analytical Services, Inc.
1700 Elm Street - Suite 200
Minneapolis, MN 55414

Tel: 612-607-1700
Fax: 612- 607-6444

Method 1668A Polychlorobiphenyl
Sample Analysis Results

Client Sample ID TWBD41506-01S-0623-510
Lab Sample ID 60196979002
Filename P150705B_08

IUPAC	Co-elutions	RT	Ratio	Concentration ng/Kg	EMPC ng/Kg	EML ng/Kg
193	180/193	---	---	ND	---	123
194		---	---	ND	---	92.0
195		---	---	ND	---	92.0
196		---	---	ND	---	92.0
197	197/200	---	---	ND	---	184
198	198/199	---	---	ND	---	184
199	198/199	---	---	ND	---	184
200	197/200	---	---	ND	---	184
201		---	---	ND	---	92.0
202		---	---	ND	---	92.0
203		---	---	ND	---	92.0
204		---	---	ND	---	92.0
205		---	---	ND	---	92.0
206		---	---	ND	---	92.0
207		---	---	ND	---	92.0
208		---	---	ND	---	92.0
209		---	---	ND	---	92.0

Conc = Concentration
EML =Method Specified Reporting Limit (1668A)
EMPC = Estimated Maximum Possible Concentration
A = Limit of Detection based on signal to noise
B = Less than 10 times higher than method blank level
R = Recovery outside of Method 1668A control limits
Nn = Value obtained from additional analyses

Results reported on a dry weight basis

ND = Not Detected
NA = Not Applicable
NC = Not Calculated
* = See Discussion
X = Outside QC Limits
RT = Retention Time
I = Interference
ng's = Nanograms

REPORT OF LABORATORY ANALYSIS

This report shall not be reproduced, except in full,
without the written consent of Pace Analytical Services, Inc.

Pace Analytical Services, Inc.
1700 Elm Street - Suite 200
Minneapolis, MN 55414

Tel: 612-607-1700
Fax: 612- 607-6444

Method 1668A Polychlorobiphenyl
Sample Analysis Results

Client Sample ID	TWBD41506-01S-0623-510
Lab Sample ID	60196979002
Filename	P150705B_08

Congener Group	Concentration ng/Kg
Total Monochloro Biphenyls	ND
Total Dichloro Biphenyls	ND
Total Trichloro Biphenyls	ND
Total Tetrachloro Biphenyls	ND
Total Pentachloro Biphenyls	ND
Total Hexachloro Biphenyls	ND
Total Heptachloro Biphenyls	ND
Total Octachloro Biphenyls	ND
Total Nonachloro Biphenyls	ND
Decachloro Biphenyls	ND
Total PCBs	ND

ND = Not Detected
Results reported on a dry weight basis

REPORT OF LABORATORY ANALYSIS

This report shall not be reproduced, except in full,
without the written consent of Pace Analytical Services, Inc.

Pace Analytical Services, Inc.
1700 Elm Street - Suite 200
Minneapolis, MN 55414

Tel: 612-607-1700
Fax: 612- 607-6444

Method 1668A Polychlorobiphenyl Sample Analysis Results

Client - PACE Kansas

Client's Sample ID	TWBD41506-01S-0623-1015		
Lab Sample ID	60196979003		
Filename	P150705B_09		
Injected By	BAL		
Total Amount Extracted	12.6 g	Matrix	Solid
% Moisture	24.6	Dilution	5
Dry Weight Extracted	9.50 g	Collected	06/23/2015 10:15
ICAL ID	P150705B02	Received	06/25/2015 10:00
CCal Filename(s)	P150705B_01	Extracted	06/29/2015 15:00
Method Blank ID	BLANK-45871	Analyzed	07/06/2015 05:14

PCB Isomer	IUPAC	RT	Ratio	ng's Added	ng's Found	% Recovery
Labeled Analytes						
13C-2-MoCB	1	8.765	3.26	2.0	1.37	68
13C-4-MoCB	3	11.329	3.05	2.0	1.76	88
13C-2,2'-DiCB	4	11.617	1.68	2.0	1.68	84
13C-4,4'-DiCB	15	18.326	1.57	2.0	1.36	68
13C-2,2',6-TrCB	19	15.186	1.09	2.0	1.55	78
13C-3,4,4'-TrCB	37	25.906	1.12	2.0	1.30	65
13C-2,2',6,6'-TeCB	54	18.628	0.81	2.0	1.34	67
13C-3,4,4',5-TeCB	81	32.954	0.78	2.0	1.16	58
13C-3,3',4,4'-TeCB	77	33.525	0.82	2.0	1.07	54
13C-2,2',4,6,6'-PeCB	104	24.598	1.61	2.0	1.78	89
13C-2,3,3',4,4'-PeCB	105	37.118	1.47	2.0	1.18	59
13C-2,3,4,4',5-PeCB	114	36.465	1.59	2.0	1.10	55
13C-2,3',4,4',5-PeCB	118	35.911	1.54	2.0	1.20	60
13C-2,3',4,4',5'-PeCB	123	35.576	1.55	2.0	1.23	62
13C-3,3',4,4',5-PeCB	126	40.271	1.76	2.0	1.07	53
13C-2,2',4,4',6,6'-HxCB	155	30.540	1.28	2.0	1.67	84
13C-HxCB (156/157)	156/157	43.312	1.32	4.0	2.02	51
13C-2,3',4,4',5,5'-HxCB	167	42.171	1.19	2.0	1.11	56
13C-3,3',4,4',5,5'-HxCB	169	46.615	1.35	2.0	0.916	46
13C-2,2',3,4',5,6,6'-HpCB	188	36.414	1.12	2.0	2.21	111
13C-2,3,3',4,4',5,5'-HpCB	189	49.165	0.93	2.0	1.59	79
13C-2,2',3,3',5,5',6,6'-OcCB	202	41.886	0.93	2.0	2.23	111
13C-2,3,3',4,4',5,5',6-OcCB	205	51.751	0.94	2.0	1.42	71
13C-2,2',3,3',4,4',5,5',6-NoCB	206	53.497	0.83	2.0	1.57	79
13C-2,2',3,3',4,5,5',6,6'-NoCB	208	48.669	0.75	2.0	1.92	96
13C--DeCB	209	55.114	0.75	2.0	2.00	100
Cleanup Standards						
13C-2,4,4'-TrCB	28	21.630	1.07	2.0	1.51	75
13C-2,3,3',5,5'-PeCB	111	33.558	1.46	2.0	1.51	76
13C-2,2',3,3',5,5',6-HpCB	178	39.533	1.05	2.0	1.68	84
Recovery Standards						
13C-2,5-DiCB	9	13.904	1.63	2.0	NA	NA
13C-2,2',5,5'-TeCB	52	23.575	0.80	2.0	NA	NA
13C-2,2',4,5,5'-PeCB	101	30.774	1.70	2.0	NA	NA
13C-2,2',3,4,4',5'-HxCB	138	39.081	1.29	2.0	NA	NA
13C-2,2',3,3',4,4',5,5'-OcCB	194	51.277	0.97	2.0	NA	NA

Conc = Concentration
EML =Method Specified Reporting Limit (1668A)
EMPC = Estimated Maximum Possible Concentration
A = Limit of Detection based on signal to noise
B = Less than 10 times higher than method blank level
R = Recovery outside of Method 1668A control limits
Nn = Value obtained from additional analyses

Results reported on a dry weight basis

ND = Not Detected
NA = Not Applicable
NC = Not Calculated
* = See Discussion
X = Outside QC Limits
RT = Retention Time
I = Interference
ng's = Nanograms

REPORT OF LABORATORY ANALYSIS

This report shall not be reproduced, except in full,
without the written consent of Pace Analytical Services, Inc.

Pace Analytical Services, Inc.
1700 Elm Street - Suite 200
Minneapolis, MN 55414

Tel: 612-607-1700
Fax: 612- 607-6444

Method 1668A Polychlorobiphenyl
Sample Analysis Results

Client Sample ID TWBD41506-01S-0623-1015
Lab Sample ID 60196979003
Filename P150705B_09

IUPAC	Co-elutions	RT	Ratio	Concentration ng/Kg	EMPC ng/Kg	EML ng/Kg
1		---	---	ND	---	26.3
2		---	---	ND	---	26.3
3		---	---	ND	---	26.3
4		---	---	ND	---	26.3
5		---	---	ND	---	26.3
6		---	---	ND	---	26.3
7		---	---	ND	---	26.3
8		---	---	ND	---	26.3
9		---	---	ND	---	26.3
10		---	---	ND	---	26.3
11		---	---	ND	---	258
12	12/13	---	---	ND	---	52.6
13	12/13	---	---	ND	---	52.6
14		---	---	ND	---	26.3
15		---	---	ND	---	34.7
16		---	---	ND	---	26.3
17		---	---	ND	---	26.3
18	18/30	---	---	ND	---	52.6
19		---	---	ND	---	26.3
20	20/28	---	---	ND	---	136
21	21/33	---	---	ND	---	142
22		---	---	ND	---	100.0
23		---	---	ND	---	26.3
24		---	---	ND	---	26.3
25		---	---	ND	---	26.3
26	26/29	---	---	ND	---	52.6
27		---	---	ND	---	26.3
28	20/28	---	---	ND	---	136
29	26/29	---	---	ND	---	52.6
30	18/30	---	---	ND	---	52.6
31		---	---	ND	---	137
32		---	---	ND	---	26.3
33	21/33	---	---	ND	---	142
34		---	---	ND	---	26.3
35		---	---	ND	---	26.3
36		---	---	ND	---	26.3
37		---	---	ND	---	55.8
38		---	---	ND	---	26.3
39		---	---	ND	---	26.3
40	40/41/71	---	---	ND	---	158
41	40/41/71	---	---	ND	---	158
42		---	---	ND	---	52.6
43	43/73	---	---	ND	---	52.6
44	44/47/65	---	---	ND	---	158
45	45/51	---	---	ND	---	105
46		---	---	ND	---	52.6
47	44/47/65	---	---	ND	---	158
48		---	---	ND	---	52.6

Conc = Concentration
EML =Method Specified Reporting Limit (1668A)
EMPC = Estimated Maximum Possible Concentration
A = Limit of Detection based on signal to noise
B = Less than 10 times higher than method blank level
R = Recovery outside of Method 1668A control limits
Nn = Value obtained from additional analyses

Results reported on a dry weight basis

ND = Not Detected
NA = Not Applicable
NC = Not Calculated
* = See Discussion
X = Outside QC Limits
RT = Retention Time
I = Interference
ng's = Nanograms

REPORT OF LABORATORY ANALYSIS

This report shall not be reproduced, except in full,
without the written consent of Pace Analytical Services, Inc.

Pace Analytical Services, Inc.
1700 Elm Street - Suite 200
Minneapolis, MN 55414

Tel: 612-607-1700
Fax: 612- 607-6444

Method 1668A Polychlorobiphenyl
Sample Analysis Results

Client Sample ID TWBD41506-01S-0623-1015
Lab Sample ID 60196979003
Filename P150705B_09

IUPAC	Co-elutions	RT	Ratio	Concentration ng/Kg	EMPC ng/Kg	EML ng/Kg
49	49/69	---	---	ND	---	105
50	50/53	---	---	ND	---	105
51	45/51	---	---	ND	---	105
52		---	---	ND	---	162
53	50/53	---	---	ND	---	105
54		---	---	ND	---	52.6
55		---	---	ND	---	52.6
56		---	---	ND	---	52.6
57		---	---	ND	---	52.6
58		---	---	ND	---	52.6
59	59/62/75	---	---	ND	---	158
60		---	---	ND	---	52.6
61	61/70/74/76	---	---	ND	---	211
62	59/62/75	---	---	ND	---	158
63		---	---	ND	---	52.6
64		---	---	ND	---	52.6
65	44/47/65	---	---	ND	---	158
66		---	---	ND	---	88.4
67		---	---	ND	---	52.6
68		---	---	ND	---	52.6
69	49/69	---	---	ND	---	105
70	61/70/74/76	---	---	ND	---	211
71	40/41/71	---	---	ND	---	158
72		---	---	ND	---	52.6
73	43/73	---	---	ND	---	52.6
74	61/70/74/76	---	---	ND	---	211
75	59/62/75	---	---	ND	---	158
76	61/70/74/76	---	---	ND	---	211
77		---	---	ND	---	52.6
78		---	---	ND	---	52.6
79		---	---	ND	---	52.6
80		---	---	ND	---	52.6
81		---	---	ND	---	52.6
82		---	---	ND	---	52.6
83		---	---	ND	---	52.6
84		---	---	ND	---	52.6
85	85/116/117	---	---	ND	---	158
86	86/87/97/108/119/125	---	---	ND	---	316
87	86/87/97/108/119/125	---	---	ND	---	316
88	88/91	---	---	ND	---	105
89		---	---	ND	---	52.6
90	90/101/113	---	---	ND	---	158
91	88/91	---	---	ND	---	105
92		---	---	ND	---	52.6
93	93/98/100/102	---	---	ND	---	211
94		---	---	ND	---	52.6
95		---	---	ND	---	100.0
96		---	---	ND	---	52.6

Conc = Concentration
EML =Method Specified Reporting Limit (1668A)
EMPC = Estimated Maximum Possible Concentration
A = Limit of Detection based on signal to noise
B = Less than 10 times higher than method blank level
R = Recovery outside of Method 1668A control limits
Nn = Value obtained from additional analyses

Results reported on a dry weight basis

ND = Not Detected
NA = Not Applicable
NC = Not Calculated
* = See Discussion
X = Outside QC Limits
RT = Retention Time
I = Interference
ng's = Nanograms

REPORT OF LABORATORY ANALYSIS

This report shall not be reproduced, except in full,
without the written consent of Pace Analytical Services, Inc.

Pace Analytical Services, Inc.
1700 Elm Street - Suite 200
Minneapolis, MN 55414

Tel: 612-607-1700
Fax: 612- 607-6444

Method 1668A Polychlorobiphenyl
Sample Analysis Results

Client Sample ID TWBD41506-01S-0623-1015
Lab Sample ID 60196979003
Filename P150705B_09

IUPAC	Co-elutions	RT	Ratio	Concentration ng/Kg	EMPC ng/Kg	EML ng/Kg
97	86/87/97/108/119/125	---	---	ND	---	316
98	93/98/100/102	---	---	ND	---	211
99		---	---	ND	---	52.6
100	93/98/100/102	---	---	ND	---	211
101	90/101/113	---	---	ND	---	158
102	93/98/100/102	---	---	ND	---	211
103		---	---	ND	---	52.6
104		---	---	ND	---	52.6
105		---	---	ND	---	52.6
106		---	---	ND	---	52.6
107	107/124	---	---	ND	---	105
108	86/87/97/108/119/125	---	---	ND	---	316
109		---	---	ND	---	52.6
110	110/115	---	---	ND	---	105
111		---	---	ND	---	52.6
112		---	---	ND	---	52.6
113	90/101/113	---	---	ND	---	158
114		---	---	ND	---	52.6
115	110/115	---	---	ND	---	105
116	85/116/117	---	---	ND	---	158
117	85/116/117	---	---	ND	---	158
118		---	---	ND	---	67.4
119	86/87/97/108/119/125	---	---	ND	---	316
120		---	---	ND	---	52.6
121		---	---	ND	---	52.6
122		---	---	ND	---	52.6
123		---	---	ND	---	52.6
124	107/124	---	---	ND	---	105
125	86/87/97/108/119/125	---	---	ND	---	316
126		---	---	ND	---	52.6
127		---	---	ND	---	52.6
128	128/166	---	---	ND	---	105
129	129/138/163	---	---	ND	---	158
130		---	---	ND	---	52.6
131		---	---	ND	---	52.6
132		---	---	ND	---	52.6
133		---	---	ND	---	52.6
134	134/143	---	---	ND	---	105
135	135/151	---	---	ND	---	105
136		---	---	ND	---	52.6
137		---	---	ND	---	52.6
138	129/138/163	---	---	ND	---	158
139	139/140	---	---	ND	---	105
140	139/140	---	---	ND	---	105
141		---	---	ND	---	52.6
142		---	---	ND	---	52.6
143	134/143	---	---	ND	---	105
144		---	---	ND	---	52.6

Conc = Concentration
EML =Method Specified Reporting Limit (1668A)
EMPC = Estimated Maximum Possible Concentration
A = Limit of Detection based on signal to noise
B = Less than 10 times higher than method blank level
R = Recovery outside of Method 1668A control limits
Nn = Value obtained from additional analyses

Results reported on a dry weight basis

ND = Not Detected
NA = Not Applicable
NC = Not Calculated
* = See Discussion
X = Outside QC Limits
RT = Retention Time
I = Interference
ng's = Nanograms

REPORT OF LABORATORY ANALYSIS

This report shall not be reproduced, except in full,
without the written consent of Pace Analytical Services, Inc.

Pace Analytical Services, Inc.
1700 Elm Street - Suite 200
Minneapolis, MN 55414

Tel: 612-607-1700
Fax: 612- 607-6444

Method 1668A Polychlorobiphenyl
Sample Analysis Results

Client Sample ID TWBD41506-01S-0623-1015
Lab Sample ID 60196979003
Filename P150705B_09

IUPAC	Co-elutions	RT	Ratio	Concentration ng/Kg	EMPC ng/Kg	EML ng/Kg
145		---	---	ND	---	52.6
146		---	---	ND	---	52.6
147	147/149	---	---	ND	---	105
148		---	---	ND	---	52.6
149	147/149	---	---	ND	---	105
150		---	---	ND	---	52.6
151	135/151	---	---	ND	---	105
152		---	---	ND	---	52.6
153	153/168	---	---	ND	---	105
154		---	---	ND	---	52.6
155		---	---	ND	---	52.6
156	156/157	---	---	ND	---	105
157	156/157	---	---	ND	---	105
158		---	---	ND	---	52.6
159		---	---	ND	---	52.6
160		---	---	ND	---	52.6
161		---	---	ND	---	52.6
162		---	---	ND	---	52.6
163	129/138/163	---	---	ND	---	158
164		---	---	ND	---	52.6
165		---	---	ND	---	52.6
166	128/166	---	---	ND	---	105
167		---	---	ND	---	52.6
168	153/168	---	---	ND	---	105
169		---	---	ND	---	52.6
170		---	---	ND	---	52.6
171	171/173	---	---	ND	---	105
172		---	---	ND	---	52.6
173	171/173	---	---	ND	---	105
174		---	---	ND	---	52.6
175		---	---	ND	---	52.6
176		---	---	ND	---	52.6
177		---	---	ND	---	52.6
178		---	---	ND	---	52.6
179		---	---	ND	---	52.6
180	180/193	---	---	ND	---	105
181		---	---	ND	---	52.6
182		---	---	ND	---	52.6
183	183/185	---	---	ND	---	105
184		---	---	ND	---	52.6
185	183/185	---	---	ND	---	105
186		---	---	ND	---	52.6
187		---	---	ND	---	52.6
188		---	---	ND	---	52.6
189		---	---	ND	---	52.6
190		---	---	ND	---	52.6
191		---	---	ND	---	52.6
192		---	---	ND	---	52.6

Conc = Concentration
EML =Method Specified Reporting Limit (1668A)
EMPC = Estimated Maximum Possible Concentration
A = Limit of Detection based on signal to noise
B = Less than 10 times higher than method blank level
R = Recovery outside of Method 1668A control limits
Nn = Value obtained from additional analyses

Results reported on a dry weight basis

ND = Not Detected
NA = Not Applicable
NC = Not Calculated
* = See Discussion
X = Outside QC Limits
RT = Retention Time
I = Interference
ng's = Nanograms

REPORT OF LABORATORY ANALYSIS

This report shall not be reproduced, except in full,
without the written consent of Pace Analytical Services, Inc.

Pace Analytical Services, Inc.
1700 Elm Street - Suite 200
Minneapolis, MN 55414

Tel: 612-607-1700
Fax: 612- 607-6444

Method 1668A Polychlorobiphenyl
Sample Analysis Results

Client Sample ID TWBD41506-01S-0623-1015
Lab Sample ID 60196979003
Filename P150705B_09

IUPAC	Co-elutions	RT	Ratio	Concentration ng/Kg	EMPC ng/Kg	EML ng/Kg
193	180/193	---	---	ND	---	105
194		---	---	ND	---	78.9
195		---	---	ND	---	78.9
196		---	---	ND	---	78.9
197	197/200	---	---	ND	---	158
198	198/199	---	---	ND	---	158
199	198/199	---	---	ND	---	158
200	197/200	---	---	ND	---	158
201		---	---	ND	---	78.9
202		---	---	ND	---	78.9
203		---	---	ND	---	78.9
204		---	---	ND	---	78.9
205		---	---	ND	---	78.9
206		---	---	ND	---	78.9
207		---	---	ND	---	78.9
208		---	---	ND	---	78.9
209		---	---	ND	---	78.9

Conc = Concentration
EML =Method Specified Reporting Limit (1668A)
EMPC = Estimated Maximum Possible Concentration
A = Limit of Detection based on signal to noise
B = Less than 10 times higher than method blank level
R = Recovery outside of Method 1668A control limits
Nn = Value obtained from additional analyses

Results reported on a dry weight basis

ND = Not Detected
NA = Not Applicable
NC = Not Calculated
* = See Discussion
X = Outside QC Limits
RT = Retention Time
I = Interference
ng's = Nanograms

REPORT OF LABORATORY ANALYSIS

This report shall not be reproduced, except in full,
without the written consent of Pace Analytical Services, Inc.

Pace Analytical Services, Inc.
1700 Elm Street - Suite 200
Minneapolis, MN 55414

Tel: 612-607-1700
Fax: 612- 607-6444

Method 1668A Polychlorobiphenyl
Sample Analysis Results

Client Sample ID	TWBD41506-01S-0623-1015
Lab Sample ID	60196979003
Filename	P150705B_09

Congener Group	Concentration ng/Kg
Total Monochloro Biphenyls	ND
Total Dichloro Biphenyls	ND
Total Trichloro Biphenyls	ND
Total Tetrachloro Biphenyls	ND
Total Pentachloro Biphenyls	ND
Total Hexachloro Biphenyls	ND
Total Heptachloro Biphenyls	ND
Total Octachloro Biphenyls	ND
Total Nonachloro Biphenyls	ND
Decachloro Biphenyls	ND
Total PCBs	ND

ND = Not Detected
Results reported on a dry weight basis

REPORT OF LABORATORY ANALYSIS

This report shall not be reproduced, except in full,
without the written consent of Pace Analytical Services, Inc.

Pace Analytical Services, Inc.
1700 Elm Street - Suite 200
Minneapolis, MN 55414

Tel: 612-607-1700
Fax: 612- 607-6444

Method 1668A Polychlorobiphenyl Sample Analysis Results

Client - PACE Kansas

Client's Sample ID	TWBD41506-02S-0623-05		
Lab Sample ID	60196979004		
Filename	P150705B_10		
Injected By	BAL		
Total Amount Extracted	12.1 g	Matrix	Solid
% Moisture	19.1	Dilution	5
Dry Weight Extracted	9.79 g	Collected	06/23/2015 10:45
ICAL ID	P150705B02	Received	06/25/2015 10:00
CCal Filename(s)	P150705B_01	Extracted	06/29/2015 15:00
Method Blank ID	BLANK-45871	Analyzed	07/06/2015 06:13

PCB Isomer	IUPAC	RT	Ratio	ng's Added	ng's Found	% Recovery
Labeled Analytes						
13C-2-MoCB	1	8.777	3.18	2.0	1.69	85
13C-4-MoCB	3	11.341	3.08	2.0	2.02	101
13C-2,2'-DiCB	4	11.617	1.58	2.0	1.98	99
13C-4,4'-DiCB	15	18.326	1.55	2.0	1.62	81
13C-2,2',6-TrCB	19	15.198	1.04	2.0	1.93	97
13C-3,4,4'-TrCB	37	25.923	1.06	2.0	1.51	75
13C-2,2',6,6'-TeCB	54	18.645	0.76	2.0	1.57	78
13C-3,4,4',5-TeCB	81	32.971	0.81	2.0	1.27	64
13C-3,3',4,4'-TeCB	77	33.542	0.83	2.0	1.20	60
13C-2,2',4,6,6'-PeCB	104	24.598	1.53	2.0	1.86	93
13C-2,3,3',4,4'-PeCB	105	37.119	1.53	2.0	1.18	59
13C-2,3,4,4',5-PeCB	114	36.465	1.54	2.0	1.24	62
13C-2,3',4,4',5-PeCB	118	35.911	1.51	2.0	1.25	62
13C-2,3',4,4',5'-PeCB	123	35.576	1.57	2.0	1.31	65
13C-3,3',4,4',5-PeCB	126	40.288	1.68	2.0	1.13	57
13C-2,2',4,4',6,6'-HxCB	155	30.556	1.17	2.0	2.04	102
13C-HxCB (156/157)	156/157	43.346	1.31	4.0	2.14	54
13C-2,3',4,4',5,5'-HxCB	167	42.155	1.29	2.0	1.19	60
13C-3,3',4,4',5,5'-HxCB	169	46.633	1.28	2.0	1.000	50
13C-2,2',3,4',5,6,6'-HpCB	188	36.431	1.11	2.0	2.46	123
13C-2,3,3',4,4',5,5'-HpCB	189	49.187	1.03	2.0	1.62	81
13C-2,2',3,3',5,5',6,6'-OcCB	202	41.903	0.95	2.0	2.49	125
13C-2,3,3',4,4',5,5',6-OcCB	205	51.752	0.85	2.0	1.62	81
13C-2,2',3,3',4,4',5,5',6-NoCB	206	53.520	0.82	2.0	1.77	88
13C-2,2',3,3',4,5,5',6,6'-NoCB	208	48.648	0.86	2.0	1.98	99
13C--DeCB	209	55.115	0.74	2.0	2.43	122
Cleanup Standards						
13C-2,4,4'-TrCB	28	21.646	1.04	2.0	1.72	86
13C-2,3,3',5,5'-PeCB	111	33.558	1.53	2.0	1.58	79
13C-2,2',3,3',5,5',6-HpCB	178	39.534	1.18	2.0	1.72	86
Recovery Standards						
13C-2,5-DiCB	9	13.916	1.59	2.0	NA	NA
13C-2,2',5,5'-TeCB	52	23.592	0.84	2.0	NA	NA
13C-2,2',4,5,5'-PeCB	101	30.791	1.56	2.0	NA	NA
13C-2,2',3,4,4',5'-HxCB	138	39.098	1.30	2.0	NA	NA
13C-2,2',3,3',4,4',5,5'-OcCB	194	51.278	0.95	2.0	NA	NA

Conc = Concentration
EML =Method Specified Reporting Limit (1668A)
EMPC = Estimated Maximum Possible Concentration
A = Limit of Detection based on signal to noise
B = Less than 10 times higher than method blank level
R = Recovery outside of Method 1668A control limits
Nn = Value obtained from additional analyses

Results reported on a dry weight basis

ND = Not Detected
NA = Not Applicable
NC = Not Calculated
* = See Discussion
X = Outside QC Limits
RT = Retention Time
I = Interference
ng's = Nanograms

REPORT OF LABORATORY ANALYSIS

This report shall not be reproduced, except in full,
without the written consent of Pace Analytical Services, Inc.

Pace Analytical Services, Inc.
1700 Elm Street - Suite 200
Minneapolis, MN 55414

Tel: 612-607-1700
Fax: 612- 607-6444

Method 1668A Polychlorobiphenyl
Sample Analysis Results

Client Sample ID TWBD41506-02S-0623-05
Lab Sample ID 60196979004
Filename P150705B_10

IUPAC	Co-elutions	RT	Ratio	Concentration ng/Kg	EMPC ng/Kg	EML ng/Kg
1		---	---	ND	---	25.5
2		---	---	ND	---	25.5
3		---	---	ND	---	25.5
4		---	---	ND	---	25.5
5		---	---	ND	---	25.5
6		---	---	ND	---	25.5
7		---	---	ND	---	25.5
8		---	---	ND	---	25.5
9		---	---	ND	---	25.5
10		---	---	ND	---	25.5
11		---	---	ND	---	250
12	12/13	---	---	ND	---	51.1
13	12/13	---	---	ND	---	51.1
14		---	---	ND	---	25.5
15		---	---	ND	---	33.7
16		---	---	ND	---	25.5
17		---	---	ND	---	25.5
18	18/30	---	---	ND	---	51.1
19		---	---	ND	---	25.5
20	20/28	---	---	ND	---	132
21	21/33	---	---	ND	---	138
22		---	---	ND	---	97.0
23		---	---	ND	---	25.5
24		---	---	ND	---	25.5
25		---	---	ND	---	25.5
26	26/29	---	---	ND	---	51.1
27		---	---	ND	---	25.5
28	20/28	---	---	ND	---	132
29	26/29	---	---	ND	---	51.1
30	18/30	---	---	ND	---	51.1
31		---	---	ND	---	133
32		---	---	ND	---	25.5
33	21/33	---	---	ND	---	138
34		---	---	ND	---	25.5
35		---	---	ND	---	25.5
36		---	---	ND	---	25.5
37		---	---	ND	---	54.1
38		---	---	ND	---	25.5
39		---	---	ND	---	25.5
40	40/41/71	---	---	ND	---	153
41	40/41/71	---	---	ND	---	153
42		---	---	ND	---	51.1
43	43/73	---	---	ND	---	51.1
44	44/47/65	---	---	ND	---	153
45	45/51	---	---	ND	---	102
46		---	---	ND	---	51.1
47	44/47/65	---	---	ND	---	153
48		---	---	ND	---	51.1

Conc = Concentration
EML =Method Specified Reporting Limit (1668A)
EMPC = Estimated Maximum Possible Concentration
A = Limit of Detection based on signal to noise
B = Less than 10 times higher than method blank level
R = Recovery outside of Method 1668A control limits
Nn = Value obtained from additional analyses

Results reported on a dry weight basis

ND = Not Detected
NA = Not Applicable
NC = Not Calculated
* = See Discussion
X = Outside QC Limits
RT = Retention Time
I = Interference
ng's = Nanograms

REPORT OF LABORATORY ANALYSIS

This report shall not be reproduced, except in full,
without the written consent of Pace Analytical Services, Inc.

Pace Analytical Services, Inc.
1700 Elm Street - Suite 200
Minneapolis, MN 55414

Tel: 612-607-1700
Fax: 612- 607-6444

Method 1668A Polychlorobiphenyl
Sample Analysis Results

Client Sample ID TWBD41506-02S-0623-05
Lab Sample ID 60196979004
Filename P150705B_10

IUPAC	Co-elutions	RT	Ratio	Concentration ng/Kg	EMPC ng/Kg	EML ng/Kg
49	49/69	---	---	ND	---	102
50	50/53	---	---	ND	---	102
51	45/51	---	---	ND	---	102
52		---	---	ND	---	157
53	50/53	---	---	ND	---	102
54		---	---	ND	---	51.1
55		---	---	ND	---	51.1
56		---	---	ND	---	51.1
57		---	---	ND	---	51.1
58		---	---	ND	---	51.1
59	59/62/75	---	---	ND	---	153
60		---	---	ND	---	51.1
61	61/70/74/76	---	---	ND	---	204
62	59/62/75	---	---	ND	---	153
63		---	---	ND	---	51.1
64		---	---	ND	---	51.1
65	44/47/65	---	---	ND	---	153
66		---	---	ND	---	85.8
67		---	---	ND	---	51.1
68		---	---	ND	---	51.1
69	49/69	---	---	ND	---	102
70	61/70/74/76	---	---	ND	---	204
71	40/41/71	---	---	ND	---	153
72		---	---	ND	---	51.1
73	43/73	---	---	ND	---	51.1
74	61/70/74/76	---	---	ND	---	204
75	59/62/75	---	---	ND	---	153
76	61/70/74/76	---	---	ND	---	204
77		---	---	ND	---	51.1
78		---	---	ND	---	51.1
79		---	---	ND	---	51.1
80		---	---	ND	---	51.1
81		---	---	ND	---	51.1
82		---	---	ND	---	51.1
83		---	---	ND	---	51.1
84		---	---	ND	---	51.1
85	85/116/117	---	---	ND	---	153
86	86/87/97/108/119/125	---	---	ND	---	306
87	86/87/97/108/119/125	---	---	ND	---	306
88	88/91	---	---	ND	---	102
89		---	---	ND	---	51.1
90	90/101/113	---	---	ND	---	153
91	88/91	---	---	ND	---	102
92		---	---	ND	---	51.1
93	93/98/100/102	---	---	ND	---	204
94		---	---	ND	---	51.1
95		---	---	ND	---	97.0
96		---	---	ND	---	51.1

Conc = Concentration
EML =Method Specified Reporting Limit (1668A)
EMPC = Estimated Maximum Possible Concentration
A = Limit of Detection based on signal to noise
B = Less than 10 times higher than method blank level
R = Recovery outside of Method 1668A control limits
Nn = Value obtained from additional analyses

Results reported on a dry weight basis

ND = Not Detected
NA = Not Applicable
NC = Not Calculated
* = See Discussion
X = Outside QC Limits
RT = Retention Time
I = Interference
ng's = Nanograms

REPORT OF LABORATORY ANALYSIS

This report shall not be reproduced, except in full,
without the written consent of Pace Analytical Services, Inc.

Pace Analytical Services, Inc.
1700 Elm Street - Suite 200
Minneapolis, MN 55414

Tel: 612-607-1700
Fax: 612- 607-6444

Method 1668A Polychlorobiphenyl
Sample Analysis Results

Client Sample ID TWBD41506-02S-0623-05
Lab Sample ID 60196979004
Filename P150705B_10

IUPAC	Co-elutions	RT	Ratio	Concentration ng/Kg	EMPC ng/Kg	EML ng/Kg
97	86/87/97/108/119/125	---	---	ND	---	306
98	93/98/100/102	---	---	ND	---	204
99		---	---	ND	---	51.1
100	93/98/100/102	---	---	ND	---	204
101	90/101/113	---	---	ND	---	153
102	93/98/100/102	---	---	ND	---	204
103		---	---	ND	---	51.1
104		---	---	ND	---	51.1
105		---	---	ND	---	51.1
106		---	---	ND	---	51.1
107	107/124	---	---	ND	---	102
108	86/87/97/108/119/125	---	---	ND	---	306
109		---	---	ND	---	51.1
110	110/115	---	---	ND	---	102
111		---	---	ND	---	51.1
112		---	---	ND	---	51.1
113	90/101/113	---	---	ND	---	153
114		---	---	ND	---	51.1
115	110/115	---	---	ND	---	102
116	85/116/117	---	---	ND	---	153
117	85/116/117	---	---	ND	---	153
118		---	---	ND	---	65.4
119	86/87/97/108/119/125	---	---	ND	---	306
120		---	---	ND	---	51.1
121		---	---	ND	---	51.1
122		---	---	ND	---	51.1
123		---	---	ND	---	51.1
124	107/124	---	---	ND	---	102
125	86/87/97/108/119/125	---	---	ND	---	306
126		---	---	ND	---	51.1
127		---	---	ND	---	51.1
128	128/166	---	---	ND	---	102
129	129/138/163	---	---	ND	---	153
130		---	---	ND	---	51.1
131		---	---	ND	---	51.1
132		---	---	ND	---	51.1
133		---	---	ND	---	51.1
134	134/143	---	---	ND	---	102
135	135/151	---	---	ND	---	102
136		---	---	ND	---	51.1
137		---	---	ND	---	51.1
138	129/138/163	---	---	ND	---	153
139	139/140	---	---	ND	---	102
140	139/140	---	---	ND	---	102
141		---	---	ND	---	51.1
142		---	---	ND	---	51.1
143	134/143	---	---	ND	---	102
144		---	---	ND	---	51.1

Conc = Concentration
EML =Method Specified Reporting Limit (1668A)
EMPC = Estimated Maximum Possible Concentration
A = Limit of Detection based on signal to noise
B = Less than 10 times higher than method blank level
R = Recovery outside of Method 1668A control limits
Nn = Value obtained from additional analyses

Results reported on a dry weight basis

ND = Not Detected
NA = Not Applicable
NC = Not Calculated
* = See Discussion
X = Outside QC Limits
RT = Retention Time
I = Interference
ng's = Nanograms

REPORT OF LABORATORY ANALYSIS

This report shall not be reproduced, except in full,
without the written consent of Pace Analytical Services, Inc.

Pace Analytical Services, Inc.
1700 Elm Street - Suite 200
Minneapolis, MN 55414

Tel: 612-607-1700
Fax: 612- 607-6444

Method 1668A Polychlorobiphenyl
Sample Analysis Results

Client Sample ID TWBD41506-02S-0623-05
Lab Sample ID 60196979004
Filename P150705B_10

IUPAC	Co-elutions	RT	Ratio	Concentration ng/Kg	EMPC ng/Kg	EML ng/Kg
145		---	---	ND	---	51.1
146		---	---	ND	---	51.1
147	147/149	---	---	ND	---	102
148		---	---	ND	---	51.1
149	147/149	---	---	ND	---	102
150		---	---	ND	---	51.1
151	135/151	---	---	ND	---	102
152		---	---	ND	---	51.1
153	153/168	---	---	ND	---	102
154		---	---	ND	---	51.1
155		---	---	ND	---	51.1
156	156/157	---	---	ND	---	102
157	156/157	---	---	ND	---	102
158		---	---	ND	---	51.1
159		---	---	ND	---	51.1
160		---	---	ND	---	51.1
161		---	---	ND	---	51.1
162		---	---	ND	---	51.1
163	129/138/163	---	---	ND	---	153
164		---	---	ND	---	51.1
165		---	---	ND	---	51.1
166	128/166	---	---	ND	---	102
167		---	---	ND	---	51.1
168	153/168	---	---	ND	---	102
169		---	---	ND	---	51.1
170		---	---	ND	---	51.1
171	171/173	---	---	ND	---	102
172		---	---	ND	---	51.1
173	171/173	---	---	ND	---	102
174		---	---	ND	---	51.1
175		---	---	ND	---	51.1
176		---	---	ND	---	51.1
177		---	---	ND	---	51.1
178		---	---	ND	---	51.1
179		---	---	ND	---	51.1
180	180/193	---	---	ND	---	102
181		---	---	ND	---	51.1
182		---	---	ND	---	51.1
183	183/185	---	---	ND	---	102
184		---	---	ND	---	51.1
185	183/185	---	---	ND	---	102
186		---	---	ND	---	51.1
187		---	---	ND	---	51.1
188		---	---	ND	---	51.1
189		---	---	ND	---	51.1
190		---	---	ND	---	51.1
191		---	---	ND	---	51.1
192		---	---	ND	---	51.1

Conc = Concentration
EML =Method Specified Reporting Limit (1668A)
EMPC = Estimated Maximum Possible Concentration
A = Limit of Detection based on signal to noise
B = Less than 10 times higher than method blank level
R = Recovery outside of Method 1668A control limits
Nn = Value obtained from additional analyses

Results reported on a dry weight basis

ND = Not Detected
NA = Not Applicable
NC = Not Calculated
* = See Discussion
X = Outside QC Limits
RT = Retention Time
I = Interference
ng's = Nanograms

REPORT OF LABORATORY ANALYSIS

This report shall not be reproduced, except in full,
without the written consent of Pace Analytical Services, Inc.

Pace Analytical Services, Inc.
1700 Elm Street - Suite 200
Minneapolis, MN 55414

Tel: 612-607-1700
Fax: 612- 607-6444

Method 1668A Polychlorobiphenyl
Sample Analysis Results

Client Sample ID TWBD41506-02S-0623-05
Lab Sample ID 60196979004
Filename P150705B_10

IUPAC	Co-elutions	RT	Ratio	Concentration ng/Kg	EMPC ng/Kg	EML ng/Kg
193	180/193	---	---	ND	---	102
194		---	---	ND	---	76.6
195		---	---	ND	---	76.6
196		---	---	ND	---	76.6
197	197/200	---	---	ND	---	153
198	198/199	---	---	ND	---	153
199	198/199	---	---	ND	---	153
200	197/200	---	---	ND	---	153
201		---	---	ND	---	76.6
202		---	---	ND	---	76.6
203		---	---	ND	---	76.6
204		---	---	ND	---	76.6
205		---	---	ND	---	76.6
206		---	---	ND	---	76.6
207		---	---	ND	---	76.6
208		---	---	ND	---	76.6
209		---	---	ND	---	76.6

Conc = Concentration
EML =Method Specified Reporting Limit (1668A)
EMPC = Estimated Maximum Possible Concentration
A = Limit of Detection based on signal to noise
B = Less than 10 times higher than method blank level
R = Recovery outside of Method 1668A control limits
Nn = Value obtained from additional analyses

Results reported on a dry weight basis

ND = Not Detected
NA = Not Applicable
NC = Not Calculated
* = See Discussion
X = Outside QC Limits
RT = Retention Time
I = Interference
ng's = Nanograms

REPORT OF LABORATORY ANALYSIS

This report shall not be reproduced, except in full,
without the written consent of Pace Analytical Services, Inc.

Pace Analytical Services, Inc.
1700 Elm Street - Suite 200
Minneapolis, MN 55414

Tel: 612-607-1700
Fax: 612- 607-6444

Method 1668A Polychlorobiphenyl
Sample Analysis Results

Client Sample ID	TWBD41506-02S-0623-05
Lab Sample ID	60196979004
Filename	P150705B_10

Congener Group	Concentration ng/Kg
Total Monochloro Biphenyls	ND
Total Dichloro Biphenyls	ND
Total Trichloro Biphenyls	ND
Total Tetrachloro Biphenyls	ND
Total Pentachloro Biphenyls	ND
Total Hexachloro Biphenyls	ND
Total Heptachloro Biphenyls	ND
Total Octachloro Biphenyls	ND
Total Nonachloro Biphenyls	ND
Decachloro Biphenyls	ND
Total PCBs	ND

ND = Not Detected
Results reported on a dry weight basis

REPORT OF LABORATORY ANALYSIS

This report shall not be reproduced, except in full,
without the written consent of Pace Analytical Services, Inc.

Pace Analytical Services, Inc.
1700 Elm Street - Suite 200
Minneapolis, MN 55414

Tel: 612-607-1700
Fax: 612- 607-6444

Method 1668A Polychlorobiphenyl Sample Analysis Results

Client - PACE Kansas

Client's Sample ID	TWBD41506-02S-0623-510		
Lab Sample ID	60196979005		
Filename	P150705B_11		
Injected By	BAL		
Total Amount Extracted	10.4 g	Matrix	Solid
% Moisture	20.6	Dilution	5
Dry Weight Extracted	8.26 g	Collected	06/23/2015 11:00
ICAL ID	P150705B02	Received	06/25/2015 10:00
CCal Filename(s)	P150705B_01	Extracted	06/29/2015 15:00
Method Blank ID	BLANK-45871	Analyzed	07/06/2015 07:12

PCB Isomer	IUPAC	RT	Ratio	ng's Added	ng's Found	% Recovery
Labeled Analytes						
13C-2-MoCB	1	8.765	3.09	2.0	1.69	84
13C-4-MoCB	3	11.342	3.07	2.0	1.92	96
13C-2,2'-DiCB	4	11.617	1.80	2.0	1.95	97
13C-4,4'-DiCB	15	18.326	1.61	2.0	1.58	79
13C-2,2',6-TrCB	19	15.186	1.07	2.0	1.78	89
13C-3,4,4'-TrCB	37	25.906	1.11	2.0	1.53	76
13C-2,2',6,6'-TeCB	54	18.628	0.81	2.0	1.52	76
13C-3,4,4',5-TeCB	81	32.972	0.82	2.0	1.30	65
13C-3,3',4,4'-TeCB	77	33.525	0.82	2.0	1.16	58
13C-2,2',4,6,6'-PeCB	104	24.598	1.64	2.0	1.93	97
13C-2,3,3',4,4'-PeCB	105	37.119	1.67	2.0	1.25	63
13C-2,3,4,4',5-PeCB	114	36.465	1.58	2.0	1.27	63
13C-2,3',4,4',5-PeCB	118	35.911	1.54	2.0	1.29	65
13C-2,3',4,4',5'-PeCB	123	35.576	1.48	2.0	1.38	69
13C-3,3',4,4',5-PeCB	126	40.288	1.58	2.0	1.19	60
13C-2,2',4,4',6,6'-HxCB	155	30.557	1.35	2.0	1.98	99
13C-HxCB (156/157)	156/157	43.329	1.25	4.0	2.24	56
13C-2,3',4,4',5,5'-HxCB	167	42.172	1.25	2.0	1.27	63
13C-3,3',4,4',5,5'-HxCB	169	46.616	1.24	2.0	1.06	53
13C-2,2',3,4',5,6,6'-HpCB	188	36.414	1.00	2.0	2.47	123
13C-2,3,3',4,4',5,5'-HpCB	189	49.165	1.05	2.0	1.68	84
13C-2,2',3,3',5,5',6,6'-OcCB	202	41.870	0.93	2.0	2.62	131
13C-2,3,3',4,4',5,5',6-OcCB	205	51.751	0.95	2.0	1.72	86
13C-2,2',3,3',4,4',5,5',6-NoCB	206	53.497	0.81	2.0	1.92	96
13C-2,2',3,3',4,5,5',6,6'-NoCB	208	48.669	0.76	2.0	1.96	98
13C--DeCB	209	55.092	0.74	2.0	2.25	113
Cleanup Standards						
13C-2,4,4'-TrCB	28	21.630	0.97	2.0	1.68	84
13C-2,3,3',5,5'-PeCB	111	33.558	1.49	2.0	1.58	79
13C-2,2',3,3',5,5',6-HpCB	178	39.550	1.02	2.0	1.81	90
Recovery Standards						
13C-2,5-DiCB	9	13.904	1.66	2.0	NA	NA
13C-2,2',5,5'-TeCB	52	23.592	0.76	2.0	NA	NA
13C-2,2',4,5,5'-PeCB	101	30.792	1.61	2.0	NA	NA
13C-2,2',3,4,4',5'-HxCB	138	39.097	1.31	2.0	NA	NA
13C-2,2',3,3',4,4',5,5'-OcCB	194	51.277	0.90	2.0	NA	NA

Conc = Concentration
EML =Method Specified Reporting Limit (1668A)
EMPC = Estimated Maximum Possible Concentration
A = Limit of Detection based on signal to noise
B = Less than 10 times higher than method blank level
R = Recovery outside of Method 1668A control limits
Nn = Value obtained from additional analyses

Results reported on a dry weight basis

ND = Not Detected
NA = Not Applicable
NC = Not Calculated
* = See Discussion
X = Outside QC Limits
RT = Retention Time
I = Interference
ng's = Nanograms

REPORT OF LABORATORY ANALYSIS

This report shall not be reproduced, except in full,
without the written consent of Pace Analytical Services, Inc.

Pace Analytical Services, Inc.
1700 Elm Street - Suite 200
Minneapolis, MN 55414

Tel: 612-607-1700
Fax: 612- 607-6444

Method 1668A Polychlorobiphenyl
Sample Analysis Results

Client Sample ID TWBD41506-02S-0623-510
Lab Sample ID 60196979005
Filename P150705B_11

IUPAC	Co-elutions	RT	Ratio	Concentration ng/Kg	EMPC ng/Kg	EML ng/Kg
1		---	---	ND	---	30.3
2		---	---	ND	---	30.3
3		---	---	ND	---	30.3
4		---	---	ND	---	30.3
5		---	---	ND	---	30.3
6		---	---	ND	---	30.3
7		---	---	ND	---	30.3
8		---	---	ND	---	30.3
9		---	---	ND	---	30.3
10		---	---	ND	---	30.3
11		---	---	ND	---	297
12	12/13	---	---	ND	---	60.6
13	12/13	---	---	ND	---	60.6
14		---	---	ND	---	30.3
15		---	---	ND	---	40.0
16		---	---	ND	---	30.3
17		---	---	ND	---	30.3
18	18/30	---	---	ND	---	60.6
19		---	---	ND	---	30.3
20	20/28	---	---	ND	---	156
21	21/33	---	---	ND	---	163
22		---	---	ND	---	115
23		---	---	ND	---	30.3
24		---	---	ND	---	30.3
25		---	---	ND	---	30.3
26	26/29	---	---	ND	---	60.6
27		---	---	ND	---	30.3
28	20/28	---	---	ND	---	156
29	26/29	---	---	ND	---	60.6
30	18/30	---	---	ND	---	60.6
31		---	---	ND	---	157
32		---	---	ND	---	30.3
33	21/33	---	---	ND	---	163
34		---	---	ND	---	30.3
35		---	---	ND	---	30.3
36		---	---	ND	---	30.3
37		---	---	ND	---	64.2
38		---	---	ND	---	30.3
39		---	---	ND	---	30.3
40	40/41/71	---	---	ND	---	182
41	40/41/71	---	---	ND	---	182
42		---	---	ND	---	60.6
43	43/73	---	---	ND	---	60.6
44	44/47/65	---	---	ND	---	182
45	45/51	---	---	ND	---	121
46		---	---	ND	---	60.6
47	44/47/65	---	---	ND	---	182
48		---	---	ND	---	60.6

Conc = Concentration
EML =Method Specified Reporting Limit (1668A)
EMPC = Estimated Maximum Possible Concentration
A = Limit of Detection based on signal to noise
B = Less than 10 times higher than method blank level
R = Recovery outside of Method 1668A control limits
Nn = Value obtained from additional analyses

Results reported on a dry weight basis

ND = Not Detected
NA = Not Applicable
NC = Not Calculated
* = See Discussion
X = Outside QC Limits
RT = Retention Time
I = Interference
ng's = Nanograms

REPORT OF LABORATORY ANALYSIS

This report shall not be reproduced, except in full,
without the written consent of Pace Analytical Services, Inc.

Pace Analytical Services, Inc.
1700 Elm Street - Suite 200
Minneapolis, MN 55414

Tel: 612-607-1700
Fax: 612- 607-6444

Method 1668A Polychlorobiphenyl
Sample Analysis Results

Client Sample ID TWBD41506-02S-0623-510
Lab Sample ID 60196979005
Filename P150705B_11

IUPAC	Co-elutions	RT	Ratio	Concentration ng/Kg	EMPC ng/Kg	EML ng/Kg
49	49/69	---	---	ND	---	121
50	50/53	---	---	ND	---	121
51	45/51	---	---	ND	---	121
52		---	---	ND	---	186
53	50/53	---	---	ND	---	121
54		---	---	ND	---	60.6
55		---	---	ND	---	60.6
56		---	---	ND	---	60.6
57		---	---	ND	---	60.6
58		---	---	ND	---	60.6
59	59/62/75	---	---	ND	---	182
60		---	---	ND	---	60.6
61	61/70/74/76	---	---	ND	---	242
62	59/62/75	---	---	ND	---	182
63		---	---	ND	---	60.6
64		---	---	ND	---	60.6
65	44/47/65	---	---	ND	---	182
66		---	---	ND	---	102
67		---	---	ND	---	60.6
68		---	---	ND	---	60.6
69	49/69	---	---	ND	---	121
70	61/70/74/76	---	---	ND	---	242
71	40/41/71	---	---	ND	---	182
72		---	---	ND	---	60.6
73	43/73	---	---	ND	---	60.6
74	61/70/74/76	---	---	ND	---	242
75	59/62/75	---	---	ND	---	182
76	61/70/74/76	---	---	ND	---	242
77		---	---	ND	---	60.6
78		---	---	ND	---	60.6
79		---	---	ND	---	60.6
80		---	---	ND	---	60.6
81		---	---	ND	---	60.6
82		---	---	ND	---	60.6
83		---	---	ND	---	60.6
84		---	---	ND	---	60.6
85	85/116/117	---	---	ND	---	182
86	86/87/97/108/119/125	---	---	ND	---	363
87	86/87/97/108/119/125	---	---	ND	---	363
88	88/91	---	---	ND	---	121
89		---	---	ND	---	60.6
90	90/101/113	---	---	ND	---	182
91	88/91	---	---	ND	---	121
92		---	---	ND	---	60.6
93	93/98/100/102	---	---	ND	---	242
94		---	---	ND	---	60.6
95		---	---	ND	---	115
96		---	---	ND	---	60.6

Conc = Concentration
EML =Method Specified Reporting Limit (1668A)
EMPC = Estimated Maximum Possible Concentration
A = Limit of Detection based on signal to noise
B = Less than 10 times higher than method blank level
R = Recovery outside of Method 1668A control limits
Nn = Value obtained from additional analyses

Results reported on a dry weight basis

ND = Not Detected
NA = Not Applicable
NC = Not Calculated
* = See Discussion
X = Outside QC Limits
RT = Retention Time
I = Interference
ng's = Nanograms

REPORT OF LABORATORY ANALYSIS

This report shall not be reproduced, except in full,
without the written consent of Pace Analytical Services, Inc.

Pace Analytical Services, Inc.
1700 Elm Street - Suite 200
Minneapolis, MN 55414

Tel: 612-607-1700
Fax: 612- 607-6444

Method 1668A Polychlorobiphenyl
Sample Analysis Results

Client Sample ID TWBD41506-02S-0623-510
Lab Sample ID 60196979005
Filename P150705B_11

IUPAC	Co-elutions	RT	Ratio	Concentration ng/Kg	EMPC ng/Kg	EML ng/Kg
97	86/87/97/108/119/125	---	---	ND	---	363
98	93/98/100/102	---	---	ND	---	242
99		---	---	ND	---	60.6
100	93/98/100/102	---	---	ND	---	242
101	90/101/113	---	---	ND	---	182
102	93/98/100/102	---	---	ND	---	242
103		---	---	ND	---	60.6
104		---	---	ND	---	60.6
105		---	---	ND	---	60.6
106		---	---	ND	---	60.6
107	107/124	---	---	ND	---	121
108	86/87/97/108/119/125	---	---	ND	---	363
109		---	---	ND	---	60.6
110	110/115	---	---	ND	---	121
111		---	---	ND	---	60.6
112		---	---	ND	---	60.6
113	90/101/113	---	---	ND	---	182
114		---	---	ND	---	60.6
115	110/115	---	---	ND	---	121
116	85/116/117	---	---	ND	---	182
117	85/116/117	---	---	ND	---	182
118		---	---	ND	---	77.5
119	86/87/97/108/119/125	---	---	ND	---	363
120		---	---	ND	---	60.6
121		---	---	ND	---	60.6
122		---	---	ND	---	60.6
123		---	---	ND	---	60.6
124	107/124	---	---	ND	---	121
125	86/87/97/108/119/125	---	---	ND	---	363
126		---	---	ND	---	60.6
127		---	---	ND	---	60.6
128	128/166	---	---	ND	---	121
129	129/138/163	---	---	ND	---	182
130		---	---	ND	---	60.6
131		---	---	ND	---	60.6
132		---	---	ND	---	60.6
133		---	---	ND	---	60.6
134	134/143	---	---	ND	---	121
135	135/151	---	---	ND	---	121
136		---	---	ND	---	60.6
137		---	---	ND	---	60.6
138	129/138/163	---	---	ND	---	182
139	139/140	---	---	ND	---	121
140	139/140	---	---	ND	---	121
141		---	---	ND	---	60.6
142		---	---	ND	---	60.6
143	134/143	---	---	ND	---	121
144		---	---	ND	---	60.6

Conc = Concentration
EML =Method Specified Reporting Limit (1668A)
EMPC = Estimated Maximum Possible Concentration
A = Limit of Detection based on signal to noise
B = Less than 10 times higher than method blank level
R = Recovery outside of Method 1668A control limits
Nn = Value obtained from additional analyses

Results reported on a dry weight basis

ND = Not Detected
NA = Not Applicable
NC = Not Calculated
* = See Discussion
X = Outside QC Limits
RT = Retention Time
I = Interference
ng's = Nanograms

REPORT OF LABORATORY ANALYSIS

This report shall not be reproduced, except in full,
without the written consent of Pace Analytical Services, Inc.

Pace Analytical Services, Inc.
1700 Elm Street - Suite 200
Minneapolis, MN 55414

Tel: 612-607-1700
Fax: 612- 607-6444

Method 1668A Polychlorobiphenyl
Sample Analysis Results

Client Sample ID TWBD41506-02S-0623-510
Lab Sample ID 60196979005
Filename P150705B_11

IUPAC	Co-elutions	RT	Ratio	Concentration ng/Kg	EMPC ng/Kg	EML ng/Kg
145		---	---	ND	---	60.6
146		---	---	ND	---	60.6
147	147/149	---	---	ND	---	121
148		---	---	ND	---	60.6
149	147/149	---	---	ND	---	121
150		---	---	ND	---	60.6
151	135/151	---	---	ND	---	121
152		---	---	ND	---	60.6
153	153/168	---	---	ND	---	121
154		---	---	ND	---	60.6
155		---	---	ND	---	60.6
156	156/157	---	---	ND	---	121
157	156/157	---	---	ND	---	121
158		---	---	ND	---	60.6
159		---	---	ND	---	60.6
160		---	---	ND	---	60.6
161		---	---	ND	---	60.6
162		---	---	ND	---	60.6
163	129/138/163	---	---	ND	---	182
164		---	---	ND	---	60.6
165		---	---	ND	---	60.6
166	128/166	---	---	ND	---	121
167		---	---	ND	---	60.6
168	153/168	---	---	ND	---	121
169		---	---	ND	---	60.6
170		---	---	ND	---	60.6
171	171/173	---	---	ND	---	121
172		---	---	ND	---	60.6
173	171/173	---	---	ND	---	121
174		---	---	ND	---	60.6
175		---	---	ND	---	60.6
176		---	---	ND	---	60.6
177		---	---	ND	---	60.6
178		---	---	ND	---	60.6
179		---	---	ND	---	60.6
180	180/193	---	---	ND	---	121
181		---	---	ND	---	60.6
182		---	---	ND	---	60.6
183	183/185	---	---	ND	---	121
184		---	---	ND	---	60.6
185	183/185	---	---	ND	---	121
186		---	---	ND	---	60.6
187		---	---	ND	---	60.6
188		---	---	ND	---	60.6
189		---	---	ND	---	60.6
190		---	---	ND	---	60.6
191		---	---	ND	---	60.6
192		---	---	ND	---	60.6

Conc = Concentration
EML =Method Specified Reporting Limit (1668A)
EMPC = Estimated Maximum Possible Concentration
A = Limit of Detection based on signal to noise
B = Less than 10 times higher than method blank level
R = Recovery outside of Method 1668A control limits
Nn = Value obtained from additional analyses

Results reported on a dry weight basis

ND = Not Detected
NA = Not Applicable
NC = Not Calculated
* = See Discussion
X = Outside QC Limits
RT = Retention Time
I = Interference
ng's = Nanograms

REPORT OF LABORATORY ANALYSIS

This report shall not be reproduced, except in full,
without the written consent of Pace Analytical Services, Inc.

Pace Analytical Services, Inc.
1700 Elm Street - Suite 200
Minneapolis, MN 55414

Tel: 612-607-1700
Fax: 612- 607-6444

Method 1668A Polychlorobiphenyl
Sample Analysis Results

Client Sample ID TWBD41506-02S-0623-510
Lab Sample ID 60196979005
Filename P150705B_11

IUPAC	Co-elutions	RT	Ratio	Concentration ng/Kg	EMPC ng/Kg	EML ng/Kg
193	180/193	---	---	ND	---	121
194		---	---	ND	---	90.8
195		---	---	ND	---	90.8
196		---	---	ND	---	90.8
197	197/200	---	---	ND	---	182
198	198/199	---	---	ND	---	182
199	198/199	---	---	ND	---	182
200	197/200	---	---	ND	---	182
201		---	---	ND	---	90.8
202		---	---	ND	---	90.8
203		---	---	ND	---	90.8
204		---	---	ND	---	90.8
205		---	---	ND	---	90.8
206		---	---	ND	---	90.8
207		---	---	ND	---	90.8
208		---	---	ND	---	90.8
209		---	---	ND	---	90.8

Conc = Concentration
EML =Method Specified Reporting Limit (1668A)
EMPC = Estimated Maximum Possible Concentration
A = Limit of Detection based on signal to noise
B = Less than 10 times higher than method blank level
R = Recovery outside of Method 1668A control limits
Nn = Value obtained from additional analyses

Results reported on a dry weight basis

ND = Not Detected
NA = Not Applicable
NC = Not Calculated
* = See Discussion
X = Outside QC Limits
RT = Retention Time
I = Interference
ng's = Nanograms

REPORT OF LABORATORY ANALYSIS

This report shall not be reproduced, except in full,
without the written consent of Pace Analytical Services, Inc.

Pace Analytical Services, Inc.
1700 Elm Street - Suite 200
Minneapolis, MN 55414

Tel: 612-607-1700
Fax: 612- 607-6444

Method 1668A Polychlorobiphenyl
Sample Analysis Results

Client Sample ID	TWBD41506-02S-0623-510
Lab Sample ID	60196979005
Filename	P150705B_11

Congener Group	Concentration ng/Kg
Total Monochloro Biphenyls	ND
Total Dichloro Biphenyls	ND
Total Trichloro Biphenyls	ND
Total Tetrachloro Biphenyls	ND
Total Pentachloro Biphenyls	ND
Total Hexachloro Biphenyls	ND
Total Heptachloro Biphenyls	ND
Total Octachloro Biphenyls	ND
Total Nonachloro Biphenyls	ND
Decachloro Biphenyls	ND
Total PCBs	ND

ND = Not Detected
Results reported on a dry weight basis

REPORT OF LABORATORY ANALYSIS

This report shall not be reproduced, except in full,
without the written consent of Pace Analytical Services, Inc.

Pace Analytical Services, Inc.
1700 Elm Street - Suite 200
Minneapolis, MN 55414

Tel: 612-607-1700
Fax: 612- 607-6444

Method 1668A Polychlorobiphenyl Sample Analysis Results

Client - PACE Kansas

Client's Sample ID	TWBD41506-02S-0623-1015		
Lab Sample ID	60196979006-R		
Filename	P150726A_07		
Injected By	BAL		
Total Amount Extracted	10.7 g	Matrix	Solid
% Moisture	21.7	Dilution	5
Dry Weight Extracted	8.38 g	Collected	06/23/2015 11:15
ICAL ID	P150726A02	Received	06/25/2015 10:00
CCal Filename(s)	P150726A_01	Extracted	07/21/2015 23:15
Method Blank ID	BLANK-46141	Analyzed	07/26/2015 10:34

PCB Isomer	IUPAC	RT	Ratio	ng's Added	ng's Found	% Recovery
Labeled Analytes						
13C-2-MoCB	1	8.705	3.10	2.0	1.04	52
13C-4-MoCB	3	11.269	3.05	2.0	1.30	65
13C-2,2'-DiCB	4	11.556	1.75	2.0	1.07	54
13C-4,4'-DiCB	15	18.227	1.60	2.0	1.53	77
13C-2,2',6-TrCB	19	15.136	1.20	2.0	1.27	64
13C-3,4,4'-TrCB	37	25.781	1.11	2.0	1.78	89
13C-2,2',6,6'-TeCB	54	18.570	0.82	2.0	1.54	77
13C-3,4,4',5-TeCB	81	32.795	0.80	2.0	1.74	87
13C-3,3',4,4'-TeCB	77	33.366	0.84	2.0	1.77	88
13C-2,2',4,6,6'-PeCB	104	24.523	1.57	2.0	1.46	73
13C-2,3,3',4,4'-PeCB	105	36.959	1.63	2.0	1.96	98
13C-2,3,4,4',5-PeCB	114	36.322	1.62	2.0	1.70	85
13C-2,3',4,4',5-PeCB	118	35.769	1.51	2.0	1.82	91
13C-2,3',4,4',5'-PeCB	123	35.433	1.67	2.0	1.89	94
13C-3,3',4,4',5-PeCB	126	40.095	1.55	2.0	1.80	90
13C-2,2',4,4',6,6'-HxCB	155	30.481	1.37	2.0	1.60	80
13C-HxCB (156/157)	156/157	43.152	1.34	4.0	3.80	95
13C-2,3',4,4',5,5'-HxCB	167	42.012	1.33	2.0	2.03	102
13C-3,3',4,4',5,5'-HxCB	169	46.438	1.33	2.0	1.92	96
13C-2,2',3,4',5,6,6'-HpCB	188	36.339	1.07	2.0	1.51	75
13C-2,3,3',4,4',5,5'-HpCB	189	48.985	1.09	2.0	2.11	106
13C-2,2',3,3',5,5',6,6'-OcCB	202	41.777	0.88	2.0	1.69	85
13C-2,3,3',4,4',5,5',6-OcCB	205	51.593	0.90	2.0	1.73	87
13C-2,2',3,3',4,4',5,5',6-NoCB	206	53.339	0.82	2.0	1.33	66
13C-2,2',3,3',4,5,5',6,6'-NoCB	208	48.533	0.84	2.0	1.59	79
13C--DeCB	209	54.977	0.79	2.0	1.53	77
Cleanup Standards						
13C-2,4,4'-TrCB	28	21.538	1.03	2.0	2.33	116
13C-2,3,3',5,5'-PeCB	111	33.449	1.68	2.0	1.62	81
13C-2,2',3,3',5,5',6-HpCB	178	39.424	1.03	2.0	1.65	82
Recovery Standards						
13C-2,5-DiCB	9	13.854	1.60	2.0	NA	NA
13C-2,2',5,5'-TeCB	52	23.483	0.85	2.0	NA	NA
13C-2,2',4,5,5'-PeCB	101	30.683	1.58	2.0	NA	NA
13C-2,2',3,4,4',5'-HxCB	138	38.955	1.31	2.0	NA	NA
13C-2,2',3,3',4,4',5,5'-OcCB	194	51.119	1.01	2.0	NA	NA

Conc = Concentration
EML =Method Specified Reporting Limit (1668A)
EMPC = Estimated Maximum Possible Concentration
A = Limit of Detection based on signal to noise
B = Less than 10 times higher than method blank level
R = Recovery outside of Method 1668A control limits
Nn = Value obtained from additional analyses

Results reported on a dry weight basis

ND = Not Detected
NA = Not Applicable
NC = Not Calculated
* = See Discussion
X = Outside QC Limits
RT = Retention Time
I = Interference
ng's = Nanograms

REPORT OF LABORATORY ANALYSIS

This report shall not be reproduced, except in full,
without the written consent of Pace Analytical Services, Inc.

Pace Analytical Services, Inc.
1700 Elm Street - Suite 200
Minneapolis, MN 55414

Tel: 612-607-1700
Fax: 612- 607-6444

Method 1668A Polychlorobiphenyl
Sample Analysis Results

Client Sample ID TWBD41506-02S-0623-1015
Lab Sample ID 60196979006-R
Filename P150726A_07

IUPAC	Co-elutions	RT	Ratio	Concentration ng/Kg	EMPC ng/Kg	EML ng/Kg
1		---	---	ND	---	29.8
2		---	---	ND	---	29.8
3		---	---	ND	---	29.8
4		---	---	ND	---	29.8
5		---	---	ND	---	29.8
6		---	---	ND	---	29.8
7		---	---	ND	---	29.8
8		---	---	ND	---	29.8
9		---	---	ND	---	29.8
10		---	---	ND	---	29.8
11		---	---	ND	---	292
12	12/13	---	---	ND	---	59.7
13	12/13	---	---	ND	---	59.7
14		---	---	ND	---	29.8
15		---	---	ND	---	39.4
16		---	---	ND	---	29.8
17		---	---	ND	---	29.8
18	18/30	---	---	ND	---	59.7
19		---	---	ND	---	29.8
20	20/28	---	---	ND	---	154
21	21/33	---	---	ND	---	161
22		---	---	ND	---	113
23		---	---	ND	---	29.8
24		---	---	ND	---	29.8
25		---	---	ND	---	29.8
26	26/29	---	---	ND	---	59.7
27		---	---	ND	---	29.8
28	20/28	---	---	ND	---	154
29	26/29	---	---	ND	---	59.7
30	18/30	---	---	ND	---	59.7
31		---	---	ND	---	155
32		---	---	ND	---	29.8
33	21/33	---	---	ND	---	161
34		---	---	ND	---	29.8
35		---	---	ND	---	29.8
36		---	---	ND	---	29.8
37		---	---	ND	---	63.3
38		---	---	ND	---	29.8
39		---	---	ND	---	29.8
40	40/41/71	---	---	ND	---	179
41	40/41/71	---	---	ND	---	179
42		---	---	ND	---	59.7
43	43/73	---	---	ND	---	59.7
44	44/47/65	---	---	ND	---	179
45	45/51	---	---	ND	---	119
46		---	---	ND	---	59.7
47	44/47/65	---	---	ND	---	179
48		---	---	ND	---	59.7

Conc = Concentration
EML =Method Specified Reporting Limit (1668A)
EMPC = Estimated Maximum Possible Concentration
A = Limit of Detection based on signal to noise
B = Less than 10 times higher than method blank level
R = Recovery outside of Method 1668A control limits
Nn = Value obtained from additional analyses

Results reported on a dry weight basis

ND = Not Detected
NA = Not Applicable
NC = Not Calculated
* = See Discussion
X = Outside QC Limits
RT = Retention Time
I = Interference
ng's = Nanograms

REPORT OF LABORATORY ANALYSIS

This report shall not be reproduced, except in full,
without the written consent of Pace Analytical Services, Inc.

Pace Analytical Services, Inc.
1700 Elm Street - Suite 200
Minneapolis, MN 55414

Tel: 612-607-1700
Fax: 612- 607-6444

Method 1668A Polychlorobiphenyl
Sample Analysis Results

Client Sample ID TWBD41506-02S-0623-1015
Lab Sample ID 60196979006-R
Filename P150726A_07

IUPAC	Co-elutions	RT	Ratio	Concentration ng/Kg	EMPC ng/Kg	EML ng/Kg
49	49/69	---	---	ND	---	119
50	50/53	---	---	ND	---	119
51	45/51	---	---	ND	---	119
52		---	---	ND	---	184
53	50/53	---	---	ND	---	119
54		---	---	ND	---	59.7
55		---	---	ND	---	59.7
56		---	---	ND	---	59.7
57		---	---	ND	---	59.7
58		---	---	ND	---	59.7
59	59/62/75	---	---	ND	---	179
60		---	---	ND	---	59.7
61	61/70/74/76	---	---	ND	---	239
62	59/62/75	---	---	ND	---	179
63		---	---	ND	---	59.7
64		---	---	ND	---	59.7
65	44/47/65	---	---	ND	---	179
66		---	---	ND	---	100
67		---	---	ND	---	59.7
68		---	---	ND	---	59.7
69	49/69	---	---	ND	---	119
70	61/70/74/76	---	---	ND	---	239
71	40/41/71	---	---	ND	---	179
72		---	---	ND	---	59.7
73	43/73	---	---	ND	---	59.7
74	61/70/74/76	---	---	ND	---	239
75	59/62/75	---	---	ND	---	179
76	61/70/74/76	---	---	ND	---	239
77		---	---	ND	---	59.7
78		---	---	ND	---	59.7
79		---	---	ND	---	59.7
80		---	---	ND	---	59.7
81		---	---	ND	---	59.7
82		---	---	ND	---	59.7
83		---	---	ND	---	59.7
84		---	---	ND	---	59.7
85	85/116/117	---	---	ND	---	179
86	86/87/97/108/119/125	---	---	ND	---	358
87	86/87/97/108/119/125	---	---	ND	---	358
88	88/91	---	---	ND	---	119
89		---	---	ND	---	59.7
90	90/101/113	---	---	ND	---	179
91	88/91	---	---	ND	---	119
92		---	---	ND	---	59.7
93	93/98/100/102	---	---	ND	---	239
94		---	---	ND	---	59.7
95		---	---	ND	---	113
96		---	---	ND	---	59.7

Conc = Concentration
EML =Method Specified Reporting Limit (1668A)
EMPC = Estimated Maximum Possible Concentration
A = Limit of Detection based on signal to noise
B = Less than 10 times higher than method blank level
R = Recovery outside of Method 1668A control limits
Nn = Value obtained from additional analyses

Results reported on a dry weight basis

ND = Not Detected
NA = Not Applicable
NC = Not Calculated
* = See Discussion
X = Outside QC Limits
RT = Retention Time
I = Interference
ng's = Nanograms

REPORT OF LABORATORY ANALYSIS

This report shall not be reproduced, except in full,
without the written consent of Pace Analytical Services, Inc.

Pace Analytical Services, Inc.
1700 Elm Street - Suite 200
Minneapolis, MN 55414

Tel: 612-607-1700
Fax: 612- 607-6444

Method 1668A Polychlorobiphenyl
Sample Analysis Results

Client Sample ID TWBD41506-02S-0623-1015
Lab Sample ID 60196979006-R
Filename P150726A_07

IUPAC	Co-elutions	RT	Ratio	Concentration ng/Kg	EMPC ng/Kg	EML ng/Kg
97	86/87/97/108/119/125	---	---	ND	---	358
98	93/98/100/102	---	---	ND	---	239
99		---	---	ND	---	59.7
100	93/98/100/102	---	---	ND	---	239
101	90/101/113	---	---	ND	---	179
102	93/98/100/102	---	---	ND	---	239
103		---	---	ND	---	59.7
104		---	---	ND	---	59.7
105		---	---	ND	---	59.7
106		---	---	ND	---	59.7
107	107/124	---	---	ND	---	119
108	86/87/97/108/119/125	---	---	ND	---	358
109		---	---	ND	---	59.7
110	110/115	---	---	ND	---	119
111		---	---	ND	---	59.7
112		---	---	ND	---	59.7
113	90/101/113	---	---	ND	---	179
114		---	---	ND	---	59.7
115	110/115	---	---	ND	---	119
116	85/116/117	---	---	ND	---	179
117	85/116/117	---	---	ND	---	179
118		---	---	ND	---	76.4
119	86/87/97/108/119/125	---	---	ND	---	358
120		---	---	ND	---	59.7
121		---	---	ND	---	59.7
122		---	---	ND	---	59.7
123		---	---	ND	---	59.7
124	107/124	---	---	ND	---	119
125	86/87/97/108/119/125	---	---	ND	---	358
126		---	---	ND	---	59.7
127		---	---	ND	---	59.7
128	128/166	---	---	ND	---	119
129	129/138/163	---	---	ND	---	179
130		---	---	ND	---	59.7
131		---	---	ND	---	59.7
132		---	---	ND	---	59.7
133		---	---	ND	---	59.7
134	134/143	---	---	ND	---	119
135	135/151	---	---	ND	---	119
136		---	---	ND	---	59.7
137		---	---	ND	---	59.7
138	129/138/163	---	---	ND	---	179
139	139/140	---	---	ND	---	119
140	139/140	---	---	ND	---	119
141		---	---	ND	---	59.7
142		---	---	ND	---	59.7
143	134/143	---	---	ND	---	119
144		---	---	ND	---	59.7

Conc = Concentration
EML =Method Specified Reporting Limit (1668A)
EMPC = Estimated Maximum Possible Concentration
A = Limit of Detection based on signal to noise
B = Less than 10 times higher than method blank level
R = Recovery outside of Method 1668A control limits
Nn = Value obtained from additional analyses

Results reported on a dry weight basis

ND = Not Detected
NA = Not Applicable
NC = Not Calculated
* = See Discussion
X = Outside QC Limits
RT = Retention Time
I = Interference
ng's = Nanograms

REPORT OF LABORATORY ANALYSIS

This report shall not be reproduced, except in full,
without the written consent of Pace Analytical Services, Inc.

Pace Analytical Services, Inc.
1700 Elm Street - Suite 200
Minneapolis, MN 55414

Tel: 612-607-1700
Fax: 612- 607-6444

Method 1668A Polychlorobiphenyl
Sample Analysis Results

Client Sample ID TWBD41506-02S-0623-1015
Lab Sample ID 60196979006-R
Filename P150726A_07

IUPAC	Co-elutions	RT	Ratio	Concentration ng/Kg	EMPC ng/Kg	EML ng/Kg
145		---	---	ND	---	59.7
146		---	---	ND	---	59.7
147	147/149	---	---	ND	---	119
148		---	---	ND	---	59.7
149	147/149	---	---	ND	---	119
150		---	---	ND	---	59.7
151	135/151	---	---	ND	---	119
152		---	---	ND	---	59.7
153	153/168	---	---	ND	---	119
154		---	---	ND	---	59.7
155		---	---	ND	---	59.7
156	156/157	---	---	ND	---	119
157	156/157	---	---	ND	---	119
158		---	---	ND	---	59.7
159		---	---	ND	---	59.7
160		---	---	ND	---	59.7
161		---	---	ND	---	59.7
162		---	---	ND	---	59.7
163	129/138/163	---	---	ND	---	179
164		---	---	ND	---	59.7
165		---	---	ND	---	59.7
166	128/166	---	---	ND	---	119
167		---	---	ND	---	59.7
168	153/168	---	---	ND	---	119
169		---	---	ND	---	59.7
170		---	---	ND	---	59.7
171	171/173	---	---	ND	---	119
172		---	---	ND	---	59.7
173	171/173	---	---	ND	---	119
174		---	---	ND	---	59.7
175		---	---	ND	---	59.7
176		---	---	ND	---	59.7
177		---	---	ND	---	59.7
178		---	---	ND	---	59.7
179		---	---	ND	---	59.7
180	180/193	---	---	ND	---	119
181		---	---	ND	---	59.7
182		---	---	ND	---	59.7
183	183/185	---	---	ND	---	119
184		---	---	ND	---	59.7
185	183/185	---	---	ND	---	119
186		---	---	ND	---	59.7
187		---	---	ND	---	59.7
188		---	---	ND	---	59.7
189		---	---	ND	---	59.7
190		---	---	ND	---	59.7
191		---	---	ND	---	59.7
192		---	---	ND	---	59.7

Conc = Concentration
EML =Method Specified Reporting Limit (1668A)
EMPC = Estimated Maximum Possible Concentration
A = Limit of Detection based on signal to noise
B = Less than 10 times higher than method blank level
R = Recovery outside of Method 1668A control limits
Nn = Value obtained from additional analyses

Results reported on a dry weight basis

ND = Not Detected
NA = Not Applicable
NC = Not Calculated
* = See Discussion
X = Outside QC Limits
RT = Retention Time
I = Interference
ng's = Nanograms

REPORT OF LABORATORY ANALYSIS

This report shall not be reproduced, except in full,
without the written consent of Pace Analytical Services, Inc.

Pace Analytical Services, Inc.
1700 Elm Street - Suite 200
Minneapolis, MN 55414

Tel: 612-607-1700
Fax: 612- 607-6444

Method 1668A Polychlorobiphenyl
Sample Analysis Results

Client Sample ID TWBD41506-02S-0623-1015
Lab Sample ID 60196979006-R
Filename P150726A_07

IUPAC	Co-elutions	RT	Ratio	Concentration ng/Kg	EMPC ng/Kg	EML ng/Kg
193	180/193	---	---	ND	---	119
194		---	---	ND	---	89.5
195		---	---	ND	---	89.5
196		---	---	ND	---	89.5
197	197/200	---	---	ND	---	179
198	198/199	---	---	ND	---	179
199	198/199	---	---	ND	---	179
200	197/200	---	---	ND	---	179
201		---	---	ND	---	89.5
202		---	---	ND	---	89.5
203		---	---	ND	---	89.5
204		---	---	ND	---	89.5
205		---	---	ND	---	89.5
206		---	---	ND	---	89.5
207		---	---	ND	---	89.5
208		---	---	ND	---	89.5
209		---	---	ND	---	89.5

Conc = Concentration
EML =Method Specified Reporting Limit (1668A)
EMPC = Estimated Maximum Possible Concentration
A = Limit of Detection based on signal to noise
B = Less than 10 times higher than method blank level
R = Recovery outside of Method 1668A control limits
Nn = Value obtained from additional analyses

Results reported on a dry weight basis

ND = Not Detected
NA = Not Applicable
NC = Not Calculated
* = See Discussion
X = Outside QC Limits
RT = Retention Time
I = Interference
ng's = Nanograms

REPORT OF LABORATORY ANALYSIS

This report shall not be reproduced, except in full,
without the written consent of Pace Analytical Services, Inc.

Pace Analytical Services, Inc.
1700 Elm Street - Suite 200
Minneapolis, MN 55414

Tel: 612-607-1700
Fax: 612- 607-6444

Method 1668A Polychlorobiphenyl
Sample Analysis Results

Client Sample ID	TWBD41506-02S-0623-1015
Lab Sample ID	60196979006-R
Filename	P150726A_07

Congener Group	Concentration ng/Kg
Total Monochloro Biphenyls	ND
Total Dichloro Biphenyls	ND
Total Trichloro Biphenyls	ND
Total Tetrachloro Biphenyls	ND
Total Pentachloro Biphenyls	ND
Total Hexachloro Biphenyls	ND
Total Heptachloro Biphenyls	ND
Total Octachloro Biphenyls	ND
Total Nonachloro Biphenyls	ND
Decachloro Biphenyls	ND
Total PCBs	ND

ND = Not Detected
Results reported on a dry weight basis

REPORT OF LABORATORY ANALYSIS

This report shall not be reproduced, except in full,
without the written consent of Pace Analytical Services, Inc.

Pace Analytical Services, Inc.
1700 Elm Street - Suite 200
Minneapolis, MN 55414

Tel: 612-607-1700
Fax: 612- 607-6444

Method 1668A Polychlorobiphenyl Sample Analysis Results

Client - PACE Kansas

Client's Sample ID	TWBD41506-03S-0623-05		
Lab Sample ID	60196979007-R		
Filename	P150726A_08		
Injected By	BAL		
Total Amount Extracted	10.2 g	Matrix	Solid
% Moisture	19.4	Dilution	5
Dry Weight Extracted	8.22 g	Collected	06/23/2015 11:40
ICAL ID	P150726A02	Received	06/25/2015 10:00
CCal Filename(s)	P150726A_01	Extracted	07/21/2015 23:15
Method Blank ID	BLANK-46141	Analyzed	07/26/2015 11:33

PCB Isomer	IUPAC	RT	Ratio	ng's Added	ng's Found	% Recovery
Labeled Analytes						
13C-2-MoCB	1	8.681	3.07	2.0	1.18	59
13C-4-MoCB	3	11.245	3.43	2.0	1.21	60
13C-2,2'-DiCB	4	11.532	1.67	2.0	1.11	56
13C-4,4'-DiCB	15	18.215	1.65	2.0	1.20	60
13C-2,2',6-TrCB	19	15.112	1.15	2.0	1.07	54
13C-3,4,4'-TrCB	37	25.781	1.12	2.0	1.41	70
13C-2,2',6,6'-TeCB	54	18.554	0.88	2.0	1.31	65
13C-3,4,4',5-TeCB	81	32.779	0.83	2.0	1.33	67
13C-3,3',4,4'-TeCB	77	33.349	0.81	2.0	1.25	62
13C-2,2',4,6,6'-PeCB	104	24.507	1.65	2.0	1.09	54
13C-2,3,3',4,4'-PeCB	105	36.943	1.64	2.0	1.41	70
13C-2,3,4,4',5-PeCB	114	36.306	1.76	2.0	1.35	68
13C-2,3',4,4',5-PeCB	118	35.752	1.61	2.0	1.42	71
13C-2,3',4,4',5'-PeCB	123	35.434	1.69	2.0	1.45	73
13C-3,3',4,4',5-PeCB	126	40.096	1.68	2.0	1.32	66
13C-2,2',4,4',6,6'-HxCB	155	30.465	1.43	2.0	1.24	62
13C-HxCB (156/157)	156/157	43.153	1.23	4.0	2.78	70
13C-2,3',4,4',5,5'-HxCB	167	41.996	1.25	2.0	1.53	77
13C-3,3',4,4',5,5'-HxCB	169	46.423	1.24	2.0	1.35	68
13C-2,2',3,4',5,6,6'-HpCB	188	36.322	1.16	2.0	1.08	54
13C-2,3,3',4,4',5,5'-HpCB	189	48.986	0.99	2.0	1.50	75
13C-2,2',3,3',5,5',6,6'-OcCB	202	41.761	0.92	2.0	1.26	63
13C-2,3,3',4,4',5,5',6-OcCB	205	51.573	0.91	2.0	1.16	58
13C-2,2',3,3',4,4',5,5',6-NoCB	206	53.340	0.82	2.0	0.974	49
13C-2,2',3,3',4,5,5',6,6'-NoCB	208	48.512	0.84	2.0	1.09	54
13C--DeCB	209	54.978	0.72	2.0	1.12	56
Cleanup Standards						
13C-2,4,4'-TrCB	28	21.522	1.08	2.0	1.87	93
13C-2,3,3',5,5'-PeCB	111	33.416	1.63	2.0	1.21	61
13C-2,2',3,3',5,5',6-HpCB	178	39.391	1.04	2.0	1.10	55
Recovery Standards						
13C-2,5-DiCB	9	13.830	1.58	2.0	NA	NA
13C-2,2',5,5'-TeCB	52	23.484	0.83	2.0	NA	NA
13C-2,2',4,5,5'-PeCB	101	30.649	1.60	2.0	NA	NA
13C-2,2',3,4,4',5'-HxCB	138	38.938	1.27	2.0	NA	NA
13C-2,2',3,3',4,4',5,5'-OcCB	194	51.099	0.92	2.0	NA	NA

Conc = Concentration
EML =Method Specified Reporting Limit (1668A)
EMPC = Estimated Maximum Possible Concentration
A = Limit of Detection based on signal to noise
B = Less than 10 times higher than method blank level
R = Recovery outside of Method 1668A control limits
Nn = Value obtained from additional analyses

Results reported on a dry weight basis

ND = Not Detected
NA = Not Applicable
NC = Not Calculated
* = See Discussion
X = Outside QC Limits
RT = Retention Time
I = Interference
ng's = Nanograms

REPORT OF LABORATORY ANALYSIS

This report shall not be reproduced, except in full,
without the written consent of Pace Analytical Services, Inc.

Pace Analytical Services, Inc.
1700 Elm Street - Suite 200
Minneapolis, MN 55414

Tel: 612-607-1700
Fax: 612- 607-6444

Method 1668A Polychlorobiphenyl
Sample Analysis Results

Client Sample ID TWBD41506-03S-0623-05
Lab Sample ID 60196979007-R
Filename P150726A_08

IUPAC	Co-elutions	RT	Ratio	Concentration ng/Kg	EMPC ng/Kg	EML ng/Kg
1		---	---	ND	---	30.4
2		---	---	ND	---	30.4
3		---	---	ND	---	30.4
4		---	---	ND	---	30.4
5		---	---	ND	---	30.4
6		---	---	ND	---	30.4
7		---	---	ND	---	30.4
8		---	---	ND	---	30.4
9		---	---	ND	---	30.4
10		---	---	ND	---	30.4
11		---	---	ND	---	298
12	12/13	---	---	ND	---	60.8
13	12/13	---	---	ND	---	60.8
14		---	---	ND	---	30.4
15		---	---	ND	---	40.1
16		---	---	ND	---	30.4
17		---	---	ND	---	30.4
18	18/30	---	---	ND	---	60.8
19		---	---	ND	---	30.4
20	20/28	---	---	ND	---	157
21	21/33	---	---	ND	---	164
22		---	---	ND	---	116
23		---	---	ND	---	30.4
24		---	---	ND	---	30.4
25		---	---	ND	---	30.4
26	26/29	---	---	ND	---	60.8
27		---	---	ND	---	30.4
28	20/28	---	---	ND	---	157
29	26/29	---	---	ND	---	60.8
30	18/30	---	---	ND	---	60.8
31		---	---	ND	---	158
32		---	---	ND	---	30.4
33	21/33	---	---	ND	---	164
34		---	---	ND	---	30.4
35		---	---	ND	---	30.4
36		---	---	ND	---	30.4
37		---	---	ND	---	64.5
38		---	---	ND	---	30.4
39		---	---	ND	---	30.4
40	40/41/71	---	---	ND	---	182
41	40/41/71	---	---	ND	---	182
42		---	---	ND	---	60.8
43	43/73	---	---	ND	---	60.8
44	44/47/65	---	---	ND	---	182
45	45/51	---	---	ND	---	122
46		---	---	ND	---	60.8
47	44/47/65	---	---	ND	---	182
48		---	---	ND	---	60.8

Conc = Concentration
EML =Method Specified Reporting Limit (1668A)
EMPC = Estimated Maximum Possible Concentration
A = Limit of Detection based on signal to noise
B = Less than 10 times higher than method blank level
R = Recovery outside of Method 1668A control limits
Nn = Value obtained from additional analyses

Results reported on a dry weight basis

ND = Not Detected
NA = Not Applicable
NC = Not Calculated
* = See Discussion
X = Outside QC Limits
RT = Retention Time
I = Interference
ng's = Nanograms

REPORT OF LABORATORY ANALYSIS

This report shall not be reproduced, except in full,
without the written consent of Pace Analytical Services, Inc.

Pace Analytical Services, Inc.
1700 Elm Street - Suite 200
Minneapolis, MN 55414

Tel: 612-607-1700
Fax: 612- 607-6444

Method 1668A Polychlorobiphenyl
Sample Analysis Results

Client Sample ID TWBD41506-03S-0623-05
Lab Sample ID 60196979007-R
Filename P150726A_08

IUPAC	Co-elutions	RT	Ratio	Concentration ng/Kg	EMPC ng/Kg	EML ng/Kg
49	49/69	---	---	ND	---	122
50	50/53	---	---	ND	---	122
51	45/51	---	---	ND	---	122
52		---	---	ND	---	187
53	50/53	---	---	ND	---	122
54		---	---	ND	---	60.8
55		---	---	ND	---	60.8
56		---	---	ND	---	60.8
57		---	---	ND	---	60.8
58		---	---	ND	---	60.8
59	59/62/75	---	---	ND	---	182
60		---	---	ND	---	60.8
61	61/70/74/76	---	---	ND	---	243
62	59/62/75	---	---	ND	---	182
63		---	---	ND	---	60.8
64		---	---	ND	---	60.8
65	44/47/65	---	---	ND	---	182
66		---	---	ND	---	102
67		---	---	ND	---	60.8
68		---	---	ND	---	60.8
69	49/69	---	---	ND	---	122
70	61/70/74/76	---	---	ND	---	243
71	40/41/71	---	---	ND	---	182
72		---	---	ND	---	60.8
73	43/73	---	---	ND	---	60.8
74	61/70/74/76	---	---	ND	---	243
75	59/62/75	---	---	ND	---	182
76	61/70/74/76	---	---	ND	---	243
77		---	---	ND	---	60.8
78		---	---	ND	---	60.8
79		---	---	ND	---	60.8
80		---	---	ND	---	60.8
81		---	---	ND	---	60.8
82		---	---	ND	---	60.8
83		---	---	ND	---	60.8
84		---	---	ND	---	60.8
85	85/116/117	---	---	ND	---	182
86	86/87/97/108/119/125	---	---	ND	---	365
87	86/87/97/108/119/125	---	---	ND	---	365
88	88/91	---	---	ND	---	122
89		---	---	ND	---	60.8
90	90/101/113	---	---	ND	---	182
91	88/91	---	---	ND	---	122
92		---	---	ND	---	60.8
93	93/98/100/102	---	---	ND	---	243
94		---	---	ND	---	60.8
95		---	---	ND	---	116
96		---	---	ND	---	60.8

Conc = Concentration
EML =Method Specified Reporting Limit (1668A)
EMPC = Estimated Maximum Possible Concentration
A = Limit of Detection based on signal to noise
B = Less than 10 times higher than method blank level
R = Recovery outside of Method 1668A control limits
Nn = Value obtained from additional analyses

Results reported on a dry weight basis

ND = Not Detected
NA = Not Applicable
NC = Not Calculated
* = See Discussion
X = Outside QC Limits
RT = Retention Time
I = Interference
ng's = Nanograms

REPORT OF LABORATORY ANALYSIS

This report shall not be reproduced, except in full,
without the written consent of Pace Analytical Services, Inc.

Pace Analytical Services, Inc.
1700 Elm Street - Suite 200
Minneapolis, MN 55414

Tel: 612-607-1700
Fax: 612- 607-6444

Method 1668A Polychlorobiphenyl
Sample Analysis Results

Client Sample ID TWBD41506-03S-0623-05
Lab Sample ID 60196979007-R
Filename P150726A_08

IUPAC	Co-elutions	RT	Ratio	Concentration ng/Kg	EMPC ng/Kg	EML ng/Kg
97	86/87/97/108/119/125	---	---	ND	---	365
98	93/98/100/102	---	---	ND	---	243
99		---	---	ND	---	60.8
100	93/98/100/102	---	---	ND	---	243
101	90/101/113	---	---	ND	---	182
102	93/98/100/102	---	---	ND	---	243
103		---	---	ND	---	60.8
104		---	---	ND	---	60.8
105		---	---	ND	---	60.8
106		---	---	ND	---	60.8
107	107/124	---	---	ND	---	122
108	86/87/97/108/119/125	---	---	ND	---	365
109		---	---	ND	---	60.8
110	110/115	---	---	ND	---	122
111		---	---	ND	---	60.8
112		---	---	ND	---	60.8
113	90/101/113	---	---	ND	---	182
114		---	---	ND	---	60.8
115	110/115	---	---	ND	---	122
116	85/116/117	---	---	ND	---	182
117	85/116/117	---	---	ND	---	182
118		---	---	ND	---	77.8
119	86/87/97/108/119/125	---	---	ND	---	365
120		---	---	ND	---	60.8
121		---	---	ND	---	60.8
122		---	---	ND	---	60.8
123		---	---	ND	---	60.8
124	107/124	---	---	ND	---	122
125	86/87/97/108/119/125	---	---	ND	---	365
126		---	---	ND	---	60.8
127		---	---	ND	---	60.8
128	128/166	---	---	ND	---	122
129	129/138/163	---	---	ND	---	182
130		---	---	ND	---	60.8
131		---	---	ND	---	60.8
132		---	---	ND	---	60.8
133		---	---	ND	---	60.8
134	134/143	---	---	ND	---	122
135	135/151	---	---	ND	---	122
136		---	---	ND	---	60.8
137		---	---	ND	---	60.8
138	129/138/163	---	---	ND	---	182
139	139/140	---	---	ND	---	122
140	139/140	---	---	ND	---	122
141		---	---	ND	---	60.8
142		---	---	ND	---	60.8
143	134/143	---	---	ND	---	122
144		---	---	ND	---	60.8

Conc = Concentration
EML =Method Specified Reporting Limit (1668A)
EMPC = Estimated Maximum Possible Concentration
A = Limit of Detection based on signal to noise
B = Less than 10 times higher than method blank level
R = Recovery outside of Method 1668A control limits
Nn = Value obtained from additional analyses

Results reported on a dry weight basis

ND = Not Detected
NA = Not Applicable
NC = Not Calculated
* = See Discussion
X = Outside QC Limits
RT = Retention Time
I = Interference
ng's = Nanograms

REPORT OF LABORATORY ANALYSIS

This report shall not be reproduced, except in full,
without the written consent of Pace Analytical Services, Inc.

Pace Analytical Services, Inc.
1700 Elm Street - Suite 200
Minneapolis, MN 55414

Tel: 612-607-1700
Fax: 612- 607-6444

Method 1668A Polychlorobiphenyl
Sample Analysis Results

Client Sample ID TWBD41506-03S-0623-05
Lab Sample ID 60196979007-R
Filename P150726A_08

IUPAC	Co-elutions	RT	Ratio	Concentration ng/Kg	EMPC ng/Kg	EML ng/Kg
145		---	---	ND	---	60.8
146		---	---	ND	---	60.8
147	147/149	---	---	ND	---	122
148		---	---	ND	---	60.8
149	147/149	---	---	ND	---	122
150		---	---	ND	---	60.8
151	135/151	---	---	ND	---	122
152		---	---	ND	---	60.8
153	153/168	---	---	ND	---	122
154		---	---	ND	---	60.8
155		---	---	ND	---	60.8
156	156/157	---	---	ND	---	122
157	156/157	---	---	ND	---	122
158		---	---	ND	---	60.8
159		---	---	ND	---	60.8
160		---	---	ND	---	60.8
161		---	---	ND	---	60.8
162		---	---	ND	---	60.8
163	129/138/163	---	---	ND	---	182
164		---	---	ND	---	60.8
165		---	---	ND	---	60.8
166	128/166	---	---	ND	---	122
167		---	---	ND	---	60.8
168	153/168	---	---	ND	---	122
169		---	---	ND	---	60.8
170		---	---	ND	---	60.8
171	171/173	---	---	ND	---	122
172		---	---	ND	---	60.8
173	171/173	---	---	ND	---	122
174		---	---	ND	---	60.8
175		---	---	ND	---	60.8
176		---	---	ND	---	60.8
177		---	---	ND	---	60.8
178		---	---	ND	---	60.8
179		---	---	ND	---	60.8
180	180/193	---	---	ND	---	122
181		---	---	ND	---	60.8
182		---	---	ND	---	60.8
183	183/185	---	---	ND	---	122
184		---	---	ND	---	60.8
185	183/185	---	---	ND	---	122
186		---	---	ND	---	60.8
187		---	---	ND	---	60.8
188		---	---	ND	---	60.8
189		---	---	ND	---	60.8
190		---	---	ND	---	60.8
191		---	---	ND	---	60.8
192		---	---	ND	---	60.8

Conc = Concentration
EML =Method Specified Reporting Limit (1668A)
EMPC = Estimated Maximum Possible Concentration
A = Limit of Detection based on signal to noise
B = Less than 10 times higher than method blank level
R = Recovery outside of Method 1668A control limits
Nn = Value obtained from additional analyses

Results reported on a dry weight basis

ND = Not Detected
NA = Not Applicable
NC = Not Calculated
* = See Discussion
X = Outside QC Limits
RT = Retention Time
I = Interference
ng's = Nanograms

REPORT OF LABORATORY ANALYSIS

This report shall not be reproduced, except in full,
without the written consent of Pace Analytical Services, Inc.

Pace Analytical Services, Inc.
1700 Elm Street - Suite 200
Minneapolis, MN 55414

Tel: 612-607-1700
Fax: 612- 607-6444

Method 1668A Polychlorobiphenyl
Sample Analysis Results

Client Sample ID	TWBD41506-03S-0623-05
Lab Sample ID	60196979007-R
Filename	P150726A_08

IUPAC	Co-elutions	RT	Ratio	Concentration ng/Kg	EMPC ng/Kg	EML ng/Kg
193	180/193	---	---	ND	---	122
194		---	---	ND	---	91.2
195		---	---	ND	---	91.2
196		---	---	ND	---	91.2
197	197/200	---	---	ND	---	182
198	198/199	---	---	ND	---	182
199	198/199	---	---	ND	---	182
200	197/200	---	---	ND	---	182
201		---	---	ND	---	91.2
202		---	---	ND	---	91.2
203		---	---	ND	---	91.2
204		---	---	ND	---	91.2
205		---	---	ND	---	91.2
206		---	---	ND	---	91.2
207		---	---	ND	---	91.2
208		---	---	ND	---	91.2
209		---	---	ND	---	91.2

Conc = Concentration
EML =Method Specified Reporting Limit (1668A)
EMPC = Estimated Maximum Possible Concentration
A = Limit of Detection based on signal to noise
B = Less than 10 times higher than method blank level
R = Recovery outside of Method 1668A control limits
Nn = Value obtained from additional analyses

Results reported on a dry weight basis

ND = Not Detected
NA = Not Applicable
NC = Not Calculated
* = See Discussion
X = Outside QC Limits
RT = Retention Time
I = Interference
ng's = Nanograms

REPORT OF LABORATORY ANALYSIS

This report shall not be reproduced, except in full,
without the written consent of Pace Analytical Services, Inc.

Pace Analytical Services, Inc.
1700 Elm Street - Suite 200
Minneapolis, MN 55414

Tel: 612-607-1700
Fax: 612- 607-6444

Method 1668A Polychlorobiphenyl
Sample Analysis Results

Client Sample ID	TWBD41506-03S-0623-05
Lab Sample ID	60196979007-R
Filename	P150726A_08

Congener Group	Concentration ng/Kg
Total Monochloro Biphenyls	ND
Total Dichloro Biphenyls	ND
Total Trichloro Biphenyls	ND
Total Tetrachloro Biphenyls	ND
Total Pentachloro Biphenyls	ND
Total Hexachloro Biphenyls	ND
Total Heptachloro Biphenyls	ND
Total Octachloro Biphenyls	ND
Total Nonachloro Biphenyls	ND
Decachloro Biphenyls	ND
Total PCBs	ND

ND = Not Detected
Results reported on a dry weight basis

REPORT OF LABORATORY ANALYSIS

This report shall not be reproduced, except in full,
without the written consent of Pace Analytical Services, Inc.

Pace Analytical Services, Inc.
1700 Elm Street - Suite 200
Minneapolis, MN 55414

Tel: 612-607-1700
Fax: 612- 607-6444

Method 1668A Polychlorobiphenyl Sample Analysis Results

Client - PACE Kansas

Client's Sample ID	TWBD41506-03S-0623-510		
Lab Sample ID	60196979008-R		
Filename	P150726A_09		
Injected By	BAL		
Total Amount Extracted	10.6 g	Matrix	Solid
% Moisture	20.9	Dilution	5
Dry Weight Extracted	8.38 g	Collected	06/23/2015 11:55
ICAL ID	P150726A02	Received	06/25/2015 10:00
CCal Filename(s)	P150726A_01	Extracted	07/21/2015 23:15
Method Blank ID	BLANK-46141	Analyzed	07/26/2015 12:32

PCB Isomer	IUPAC	RT	Ratio	ng's Added	ng's Found	% Recovery
Labeled Analytes						
13C-2-MoCB	1	8.717	3.02	2.0	1.52	76
13C-4-MoCB	3	11.281	3.04	2.0	1.58	79
13C-2,2'-DiCB	4	11.556	1.55	2.0	1.38	69
13C-4,4'-DiCB	15	18.227	1.80	2.0	1.66	83
13C-2,2',6-TrCB	19	15.136	1.09	2.0	1.42	71
13C-3,4,4'-TrCB	37	25.781	1.13	2.0	1.92	96
13C-2,2',6,6'-TeCB	54	18.570	0.86	2.0	1.53	77
13C-3,4,4',5-TeCB	81	32.795	0.81	2.0	1.76	88
13C-3,3',4,4'-TeCB	77	33.366	0.82	2.0	1.73	87
13C-2,2',4,6,6'-PeCB	104	24.506	1.63	2.0	1.48	74
13C-2,3,3',4,4'-PeCB	105	36.959	1.63	2.0	1.80	90
13C-2,3,4,4',5-PeCB	114	36.322	1.72	2.0	1.67	83
13C-2,3',4,4',5-PeCB	118	35.769	1.60	2.0	1.78	89
13C-2,3',4,4',5'-PeCB	123	35.433	1.59	2.0	1.82	91
13C-3,3',4,4',5-PeCB	126	40.095	1.67	2.0	1.64	82
13C-2,2',4,4',6,6'-HxCB	155	30.465	1.37	2.0	1.59	79
13C-HxCB (156/157)	156/157	43.169	1.29	4.0	3.43	86
13C-2,3',4,4',5,5'-HxCB	167	42.012	1.23	2.0	1.77	89
13C-3,3',4,4',5,5'-HxCB	169	46.439	1.31	2.0	1.63	82
13C-2,2',3,4',5,6,6'-HpCB	188	36.322	1.11	2.0	1.53	76
13C-2,3,3',4,4',5,5'-HpCB	189	49.007	1.09	2.0	1.92	96
13C-2,2',3,3',5,5',6,6'-OcCB	202	41.760	0.97	2.0	1.58	79
13C-2,3,3',4,4',5,5',6-OcCB	205	51.593	0.93	2.0	1.52	76
13C-2,2',3,3',4,4',5,5',6-NoCB	206	53.339	0.80	2.0	1.28	64
13C-2,2',3,3',4,5,5',6,6'-NoCB	208	48.533	0.83	2.0	1.38	69
13C--DeCB	209	54.977	0.69	2.0	1.44	72
Cleanup Standards						
13C-2,4,4'-TrCB	28	21.538	1.06	2.0	2.32	116
13C-2,3,3',5,5'-PeCB	111	33.433	1.53	2.0	1.48	74
13C-2,2',3,3',5,5',6-HpCB	178	39.408	1.10	2.0	1.46	73
Recovery Standards						
13C-2,5-DiCB	9	13.854	1.68	2.0	NA	NA
13C-2,2',5,5'-TeCB	52	23.500	0.82	2.0	NA	NA
13C-2,2',4,5,5'-PeCB	101	30.666	1.64	2.0	NA	NA
13C-2,2',3,4,4',5'-HxCB	138	38.938	1.37	2.0	NA	NA
13C-2,2',3,3',4,4',5,5'-OcCB	194	51.119	0.92	2.0	NA	NA

Conc = Concentration
EML =Method Specified Reporting Limit (1668A)
EMPC = Estimated Maximum Possible Concentration
A = Limit of Detection based on signal to noise
B = Less than 10 times higher than method blank level
R = Recovery outside of Method 1668A control limits
Nn = Value obtained from additional analyses

Results reported on a dry weight basis

ND = Not Detected
NA = Not Applicable
NC = Not Calculated
* = See Discussion
X = Outside QC Limits
RT = Retention Time
I = Interference
ng's = Nanograms

REPORT OF LABORATORY ANALYSIS

This report shall not be reproduced, except in full,
without the written consent of Pace Analytical Services, Inc.

Pace Analytical Services, Inc.
1700 Elm Street - Suite 200
Minneapolis, MN 55414

Tel: 612-607-1700
Fax: 612- 607-6444

Method 1668A Polychlorobiphenyl
Sample Analysis Results

Client Sample ID TWBD41506-03S-0623-510
Lab Sample ID 60196979008-R
Filename P150726A_09

IUPAC	Co-elutions	RT	Ratio	Concentration ng/Kg	EMPC ng/Kg	EML ng/Kg
1		---	---	ND	---	29.8
2		---	---	ND	---	29.8
3		---	---	ND	---	29.8
4		---	---	ND	---	29.8
5		---	---	ND	---	29.8
6		14.321	1.48	39.7	---	29.8
7		---	---	ND	---	29.8
8		14.825	1.48	50.0	---	29.8
9		---	---	ND	---	29.8
10		---	---	ND	---	29.8
11		---	---	ND	---	292
12	12/13	---	---	ND	---	59.6
13	12/13	---	---	ND	---	59.6
14		---	---	ND	---	29.8
15		---	---	ND	---	39.4
16		---	---	ND	---	29.8
17		---	---	ND	---	29.8
18	18/30	---	---	ND	---	59.6
19		---	---	ND	---	29.8
20	20/28	---	---	ND	---	154
21	21/33	---	---	ND	---	161
22		---	---	ND	---	113
23		---	---	ND	---	29.8
24		---	---	ND	---	29.8
25		---	---	ND	---	29.8
26	26/29	---	---	ND	---	59.6
27		---	---	ND	---	29.8
28	20/28	---	---	ND	---	154
29	26/29	---	---	ND	---	59.6
30	18/30	---	---	ND	---	59.6
31		---	---	ND	---	155
32		---	---	ND	---	29.8
33	21/33	---	---	ND	---	161
34		---	---	ND	---	29.8
35		---	---	ND	---	29.8
36		---	---	ND	---	29.8
37		---	---	ND	---	63.2
38		---	---	ND	---	29.8
39		---	---	ND	---	29.8
40	40/41/71	---	---	ND	---	179
41	40/41/71	---	---	ND	---	179
42		---	---	ND	---	59.6
43	43/73	---	---	ND	---	59.6
44	44/47/65	---	---	ND	---	179
45	45/51	---	---	ND	---	119
46		---	---	ND	---	59.6
47	44/47/65	---	---	ND	---	179
48		---	---	ND	---	59.6

Conc = Concentration
EML =Method Specified Reporting Limit (1668A)
EMPC = Estimated Maximum Possible Concentration
A = Limit of Detection based on signal to noise
B = Less than 10 times higher than method blank level
R = Recovery outside of Method 1668A control limits
Nn = Value obtained from additional analyses

Results reported on a dry weight basis

ND = Not Detected
NA = Not Applicable
NC = Not Calculated
* = See Discussion
X = Outside QC Limits
RT = Retention Time
I = Interference
ng's = Nanograms

REPORT OF LABORATORY ANALYSIS

This report shall not be reproduced, except in full,
without the written consent of Pace Analytical Services, Inc.

Pace Analytical Services, Inc.
1700 Elm Street - Suite 200
Minneapolis, MN 55414

Tel: 612-607-1700
Fax: 612- 607-6444

Method 1668A Polychlorobiphenyl
Sample Analysis Results

Client Sample ID TWBD41506-03S-0623-510
Lab Sample ID 60196979008-R
Filename P150726A_09

IUPAC	Co-elutions	RT	Ratio	Concentration ng/Kg	EMPC ng/Kg	EML ng/Kg
49	49/69	---	---	ND	---	119
50	50/53	---	---	ND	---	119
51	45/51	---	---	ND	---	119
52		---	---	ND	---	184
53	50/53	---	---	ND	---	119
54		---	---	ND	---	59.6
55		---	---	ND	---	59.6
56		---	---	ND	---	59.6
57		---	---	ND	---	59.6
58		---	---	ND	---	59.6
59	59/62/75	---	---	ND	---	179
60		---	---	ND	---	59.6
61	61/70/74/76	---	---	ND	---	239
62	59/62/75	---	---	ND	---	179
63		---	---	ND	---	59.6
64		---	---	ND	---	59.6
65	44/47/65	---	---	ND	---	179
66		---	---	ND	---	100
67		---	---	ND	---	59.6
68		---	---	ND	---	59.6
69	49/69	---	---	ND	---	119
70	61/70/74/76	---	---	ND	---	239
71	40/41/71	---	---	ND	---	179
72		---	---	ND	---	59.6
73	43/73	---	---	ND	---	59.6
74	61/70/74/76	---	---	ND	---	239
75	59/62/75	---	---	ND	---	179
76	61/70/74/76	---	---	ND	---	239
77		---	---	ND	---	59.6
78		---	---	ND	---	59.6
79		---	---	ND	---	59.6
80		---	---	ND	---	59.6
81		---	---	ND	---	59.6
82		---	---	ND	---	59.6
83		---	---	ND	---	59.6
84		---	---	ND	---	59.6
85	85/116/117	---	---	ND	---	179
86	86/87/97/108/119/125	---	---	ND	---	358
87	86/87/97/108/119/125	---	---	ND	---	358
88	88/91	---	---	ND	---	119
89		---	---	ND	---	59.6
90	90/101/113	---	---	ND	---	179
91	88/91	---	---	ND	---	119
92		---	---	ND	---	59.6
93	93/98/100/102	---	---	ND	---	239
94		---	---	ND	---	59.6
95		---	---	ND	---	113
96		---	---	ND	---	59.6

Conc = Concentration
EML =Method Specified Reporting Limit (1668A)
EMPC = Estimated Maximum Possible Concentration
A = Limit of Detection based on signal to noise
B = Less than 10 times higher than method blank level
R = Recovery outside of Method 1668A control limits
Nn = Value obtained from additional analyses

Results reported on a dry weight basis

ND = Not Detected
NA = Not Applicable
NC = Not Calculated
* = See Discussion
X = Outside QC Limits
RT = Retention Time
I = Interference
ng's = Nanograms

REPORT OF LABORATORY ANALYSIS

This report shall not be reproduced, except in full,
without the written consent of Pace Analytical Services, Inc.

Pace Analytical Services, Inc.
1700 Elm Street - Suite 200
Minneapolis, MN 55414

Tel: 612-607-1700
Fax: 612- 607-6444

Method 1668A Polychlorobiphenyl
Sample Analysis Results

Client Sample ID TWBD41506-03S-0623-510
Lab Sample ID 60196979008-R
Filename P150726A_09

IUPAC	Co-elutions	RT	Ratio	Concentration ng/Kg	EMPC ng/Kg	EML ng/Kg
97	86/87/97/108/119/125	---	---	ND	---	358
98	93/98/100/102	---	---	ND	---	239
99		---	---	ND	---	59.6
100	93/98/100/102	---	---	ND	---	239
101	90/101/113	---	---	ND	---	179
102	93/98/100/102	---	---	ND	---	239
103		---	---	ND	---	59.6
104		---	---	ND	---	59.6
105		---	---	ND	---	59.6
106		---	---	ND	---	59.6
107	107/124	---	---	ND	---	119
108	86/87/97/108/119/125	---	---	ND	---	358
109		---	---	ND	---	59.6
110	110/115	---	---	ND	---	119
111		---	---	ND	---	59.6
112		---	---	ND	---	59.6
113	90/101/113	---	---	ND	---	179
114		---	---	ND	---	59.6
115	110/115	---	---	ND	---	119
116	85/116/117	---	---	ND	---	179
117	85/116/117	---	---	ND	---	179
118		---	---	ND	---	76.3
119	86/87/97/108/119/125	---	---	ND	---	358
120		---	---	ND	---	59.6
121		---	---	ND	---	59.6
122		---	---	ND	---	59.6
123		---	---	ND	---	59.6
124	107/124	---	---	ND	---	119
125	86/87/97/108/119/125	---	---	ND	---	358
126		---	---	ND	---	59.6
127		---	---	ND	---	59.6
128	128/166	---	---	ND	---	119
129	129/138/163	---	---	ND	---	179
130		---	---	ND	---	59.6
131		---	---	ND	---	59.6
132		---	---	ND	---	59.6
133		---	---	ND	---	59.6
134	134/143	---	---	ND	---	119
135	135/151	---	---	ND	---	119
136		---	---	ND	---	59.6
137		---	---	ND	---	59.6
138	129/138/163	---	---	ND	---	179
139	139/140	---	---	ND	---	119
140	139/140	---	---	ND	---	119
141		---	---	ND	---	59.6
142		---	---	ND	---	59.6
143	134/143	---	---	ND	---	119
144		---	---	ND	---	59.6

Conc = Concentration
EML =Method Specified Reporting Limit (1668A)
EMPC = Estimated Maximum Possible Concentration
A = Limit of Detection based on signal to noise
B = Less than 10 times higher than method blank level
R = Recovery outside of Method 1668A control limits
Nn = Value obtained from additional analyses

Results reported on a dry weight basis

ND = Not Detected
NA = Not Applicable
NC = Not Calculated
* = See Discussion
X = Outside QC Limits
RT = Retention Time
I = Interference
ng's = Nanograms

REPORT OF LABORATORY ANALYSIS

This report shall not be reproduced, except in full,
without the written consent of Pace Analytical Services, Inc.

Pace Analytical Services, Inc.
1700 Elm Street - Suite 200
Minneapolis, MN 55414

Tel: 612-607-1700
Fax: 612- 607-6444

Method 1668A Polychlorobiphenyl
Sample Analysis Results

Client Sample ID TWBD41506-03S-0623-510
Lab Sample ID 60196979008-R
Filename P150726A_09

IUPAC	Co-elutions	RT	Ratio	Concentration ng/Kg	EMPC ng/Kg	EML ng/Kg
145		---	---	ND	---	59.6
146		---	---	ND	---	59.6
147	147/149	---	---	ND	---	119
148		---	---	ND	---	59.6
149	147/149	---	---	ND	---	119
150		---	---	ND	---	59.6
151	135/151	---	---	ND	---	119
152		---	---	ND	---	59.6
153	153/168	---	---	ND	---	119
154		---	---	ND	---	59.6
155		---	---	ND	---	59.6
156	156/157	---	---	ND	---	119
157	156/157	---	---	ND	---	119
158		---	---	ND	---	59.6
159		---	---	ND	---	59.6
160		---	---	ND	---	59.6
161		---	---	ND	---	59.6
162		---	---	ND	---	59.6
163	129/138/163	---	---	ND	---	179
164		---	---	ND	---	59.6
165		---	---	ND	---	59.6
166	128/166	---	---	ND	---	119
167		---	---	ND	---	59.6
168	153/168	---	---	ND	---	119
169		---	---	ND	---	59.6
170		---	---	ND	---	59.6
171	171/173	---	---	ND	---	119
172		---	---	ND	---	59.6
173	171/173	---	---	ND	---	119
174		---	---	ND	---	59.6
175		---	---	ND	---	59.6
176		---	---	ND	---	59.6
177		---	---	ND	---	59.6
178		---	---	ND	---	59.6
179		---	---	ND	---	59.6
180	180/193	---	---	ND	---	119
181		---	---	ND	---	59.6
182		---	---	ND	---	59.6
183	183/185	---	---	ND	---	119
184		---	---	ND	---	59.6
185	183/185	---	---	ND	---	119
186		---	---	ND	---	59.6
187		---	---	ND	---	59.6
188		---	---	ND	---	59.6
189		---	---	ND	---	59.6
190		---	---	ND	---	59.6
191		---	---	ND	---	59.6
192		---	---	ND	---	59.6

Conc = Concentration
EML =Method Specified Reporting Limit (1668A)
EMPC = Estimated Maximum Possible Concentration
A = Limit of Detection based on signal to noise
B = Less than 10 times higher than method blank level
R = Recovery outside of Method 1668A control limits
Nn = Value obtained from additional analyses

Results reported on a dry weight basis

ND = Not Detected
NA = Not Applicable
NC = Not Calculated
* = See Discussion
X = Outside QC Limits
RT = Retention Time
I = Interference
ng's = Nanograms

REPORT OF LABORATORY ANALYSIS

This report shall not be reproduced, except in full,
without the written consent of Pace Analytical Services, Inc.

Pace Analytical Services, Inc.
1700 Elm Street - Suite 200
Minneapolis, MN 55414

Tel: 612-607-1700
Fax: 612- 607-6444

Method 1668A Polychlorobiphenyl
Sample Analysis Results

Client Sample ID	TWBD41506-03S-0623-510
Lab Sample ID	60196979008-R
Filename	P150726A_09

IUPAC	Co-elutions	RT	Ratio	Concentration ng/Kg	EMPC ng/Kg	EML ng/Kg
193	180/193	---	---	ND	---	119
194		---	---	ND	---	89.4
195		---	---	ND	---	89.4
196		---	---	ND	---	89.4
197	197/200	---	---	ND	---	179
198	198/199	---	---	ND	---	179
199	198/199	---	---	ND	---	179
200	197/200	---	---	ND	---	179
201		---	---	ND	---	89.4
202		---	---	ND	---	89.4
203		---	---	ND	---	89.4
204		---	---	ND	---	89.4
205		---	---	ND	---	89.4
206		---	---	ND	---	89.4
207		---	---	ND	---	89.4
208		---	---	ND	---	89.4
209		---	---	ND	---	89.4

Conc = Concentration
EML =Method Specified Reporting Limit (1668A)
EMPC = Estimated Maximum Possible Concentration
A = Limit of Detection based on signal to noise
B = Less than 10 times higher than method blank level
R = Recovery outside of Method 1668A control limits
Nn = Value obtained from additional analyses

Results reported on a dry weight basis

ND = Not Detected
NA = Not Applicable
NC = Not Calculated
* = See Discussion
X = Outside QC Limits
RT = Retention Time
I = Interference
ng's = Nanograms

REPORT OF LABORATORY ANALYSIS

This report shall not be reproduced, except in full,
without the written consent of Pace Analytical Services, Inc.

Pace Analytical Services, Inc.
1700 Elm Street - Suite 200
Minneapolis, MN 55414

Tel: 612-607-1700
Fax: 612- 607-6444

Method 1668A Polychlorobiphenyl
Sample Analysis Results

Client Sample ID	TWBD41506-03S-0623-510
Lab Sample ID	60196979008-R
Filename	P150726A_09

Congener Group	Concentration ng/Kg
Total Monochloro Biphenyls	ND
Total Dichloro Biphenyls	89.7
Total Trichloro Biphenyls	ND
Total Tetrachloro Biphenyls	ND
Total Pentachloro Biphenyls	ND
Total Hexachloro Biphenyls	ND
Total Heptachloro Biphenyls	ND
Total Octachloro Biphenyls	ND
Total Nonachloro Biphenyls	ND
Decachloro Biphenyls	ND
Total PCBs	89.7

ND = Not Detected
Results reported on a dry weight basis

REPORT OF LABORATORY ANALYSIS

This report shall not be reproduced, except in full,
without the written consent of Pace Analytical Services, Inc.

Pace Analytical Services, Inc.
1700 Elm Street - Suite 200
Minneapolis, MN 55414

Tel: 612-607-1700
Fax: 612- 607-6444

Method 1668A Polychlorobiphenyl Sample Analysis Results

Client - PACE Kansas

Client's Sample ID	TWBD41506-03S-0623-1015		
Lab Sample ID	60196979009-R		
Filename	P150726A_10		
Injected By	BAL		
Total Amount Extracted	10.6 g	Matrix	Solid
% Moisture	21.8	Dilution	5
Dry Weight Extracted	8.29 g	Collected	06/23/2015 12:10
ICAL ID	P150726A02	Received	06/25/2015 10:00
CCal Filename(s)	P150726A_01	Extracted	07/21/2015 23:15
Method Blank ID	BLANK-46141	Analyzed	07/26/2015 13:31

PCB Isomer	IUPAC	RT	Ratio	ng's Added	ng's Found	% Recovery	
Labeled Analytes							
13C-2-MoCB	1	8.693	3.03	2.0	1.38	69	
13C-4-MoCB	3	11.269	3.31	2.0	1.47	73	
13C-2,2'-DiCB	4	11.544	1.60	2.0	1.25	63	
13C-4,4'-DiCB	15	18.215	1.64	2.0	1.51	75	
13C-2,2',6-TrCB	19	15.124	1.03	2.0	1.26	63	
13C-3,4,4'-TrCB	37	25.780	1.07	2.0	1.87	93	
13C-2,2',6,6'-TeCB	54	18.570	0.88	2.0	1.52	76	
13C-3,4,4',5-TeCB	81	32.795	0.83	2.0	1.73	87	
13C-3,3',4,4'-TeCB	77	33.365	0.82	2.0	1.61	81	
13C-2,2',4,6,6'-PeCB	104	24.506	1.56	2.0	1.27	64	
13C-2,3,3',4,4'-PeCB	105	36.958	1.67	2.0	1.79	90	
13C-2,3,4,4',5-PeCB	114	36.305	1.64	2.0	1.72	86	
13C-2,3',4,4',5-PeCB	118	35.768	1.65	2.0	1.87	93	
13C-2,3',4,4',5'-PeCB	123	35.432	1.66	2.0	1.83	91	
13C-3,3',4,4',5-PeCB	126	40.095	1.71	2.0	1.74	87	
13C-2,2',4,4',6,6'-HxCB	155	30.464	1.21	2.0	1.39	69	
13C-HxCB (156/157)	156/157	43.168	1.26	4.0	3.62	91	
13C-2,3',4,4',5,5'-HxCB	167	42.011	1.25	2.0	1.90	95	
13C-3,3',4,4',5,5'-HxCB	169	46.422	1.27	2.0	1.89	95	
13C-2,2',3,4',5,6,6'-HpCB	188	36.321	1.08	2.0	1.18	59	
13C-2,3,3',4,4',5,5'-HpCB	189	49.007	1.07	2.0	1.75	87	
13C-2,2',3,3',5,5',6,6'-OcCB	202	41.760	0.87	2.0	1.29	65	
13C-2,3,3',4,4',5,5',6-OcCB	205	51.615	0.92	2.0	1.41	71	
13C-2,2',3,3',4,4',5,5',6-NoCB	206	53.339	0.72	2.0	1.23	61	
13C-2,2',3,3',4,5,5',6,6'-NoCB	208	48.532	0.86	2.0	1.26	63	
13C--DeCB	209	54.977	0.68	2.0	1.36	68	
Cleanup Standards							
13C-2,4,4'-TrCB	28	21.521	1.05	2.0	2.45	123	
13C-2,3,3',5,5'-PeCB	111	33.432	1.87	2.0	1.38	78	I
13C-2,2',3,3',5,5',6-HpCB	178	39.407	1.09	2.0	1.48	74	
Recovery Standards							
13C-2,5-DiCB	9	13.842	1.60	2.0	NA	NA	
13C-2,2',5,5'-TeCB	52	23.483	0.85	2.0	NA	NA	
13C-2,2',4,5,5'-PeCB	101	30.665	1.66	2.0	NA	NA	
13C-2,2',3,4,4',5'-HxCB	138	38.937	1.27	2.0	NA	NA	
13C-2,2',3,3',4,4',5,5'-OcCB	194	51.119	0.96	2.0	NA	NA	

Conc = Concentration
EML =Method Specified Reporting Limit (1668A)
EMPC = Estimated Maximum Possible Concentration
A = Limit of Detection based on signal to noise
B = Less than 10 times higher than method blank level
R = Recovery outside of Method 1668A control limits
Nn = Value obtained from additional analyses

Results reported on a dry weight basis

ND = Not Detected
NA = Not Applicable
NC = Not Calculated
* = See Discussion
X = Outside QC Limits
RT = Retention Time
I = Interference
ng's = Nanograms

REPORT OF LABORATORY ANALYSIS

This report shall not be reproduced, except in full,
without the written consent of Pace Analytical Services, Inc.

Pace Analytical Services, Inc.
1700 Elm Street - Suite 200
Minneapolis, MN 55414

Tel: 612-607-1700
Fax: 612- 607-6444

Method 1668A Polychlorobiphenyl
Sample Analysis Results

Client Sample ID TWBD41506-03S-0623-1015
Lab Sample ID 60196979009-R
Filename P150726A_10

IUPAC	Co-elutions	RT	Ratio	Concentration ng/Kg	EMPC ng/Kg	EML ng/Kg
1		---	---	ND	---	30.2
2		---	---	ND	---	30.2
3		---	---	ND	---	30.2
4		---	---	ND	---	30.2
5		---	---	ND	---	30.2
6		---	---	ND	---	30.2
7		---	---	ND	---	30.2
8		---	---	ND	---	30.2
9		---	---	ND	---	30.2
10		---	---	ND	---	30.2
11		---	---	ND	---	296
12	12/13	---	---	ND	---	60.3
13	12/13	---	---	ND	---	60.3
14		---	---	ND	---	30.2
15		---	---	ND	---	39.8
16		---	---	ND	---	30.2
17		---	---	ND	---	30.2
18	18/30	---	---	ND	---	60.3
19		---	---	ND	---	30.2
20	20/28	---	---	ND	---	156
21	21/33	---	---	ND	---	163
22		---	---	ND	---	115
23		---	---	ND	---	30.2
24		---	---	ND	---	30.2
25		---	---	ND	---	30.2
26	26/29	---	---	ND	---	60.3
27		---	---	ND	---	30.2
28	20/28	---	---	ND	---	156
29	26/29	---	---	ND	---	60.3
30	18/30	---	---	ND	---	60.3
31		---	---	ND	---	157
32		---	---	ND	---	30.2
33	21/33	---	---	ND	---	163
34		---	---	ND	---	30.2
35		---	---	ND	---	30.2
36		---	---	ND	---	30.2
37		---	---	ND	---	63.9
38		---	---	ND	---	30.2
39		---	---	ND	---	30.2
40	40/41/71	---	---	ND	---	181
41	40/41/71	---	---	ND	---	181
42		---	---	ND	---	60.3
43	43/73	---	---	ND	---	60.3
44	44/47/65	---	---	ND	---	181
45	45/51	---	---	ND	---	121
46		---	---	ND	---	60.3
47	44/47/65	---	---	ND	---	181
48		---	---	ND	---	60.3

Conc = Concentration
EML =Method Specified Reporting Limit (1668A)
EMPC = Estimated Maximum Possible Concentration
A = Limit of Detection based on signal to noise
B = Less than 10 times higher than method blank level
R = Recovery outside of Method 1668A control limits
Nn = Value obtained from additional analyses

Results reported on a dry weight basis

ND = Not Detected
NA = Not Applicable
NC = Not Calculated
* = See Discussion
X = Outside QC Limits
RT = Retention Time
I = Interference
ng's = Nanograms

REPORT OF LABORATORY ANALYSIS

This report shall not be reproduced, except in full,
without the written consent of Pace Analytical Services, Inc.

Pace Analytical Services, Inc.
1700 Elm Street - Suite 200
Minneapolis, MN 55414

Tel: 612-607-1700
Fax: 612- 607-6444

Method 1668A Polychlorobiphenyl
Sample Analysis Results

Client Sample ID TWBD41506-03S-0623-1015
Lab Sample ID 60196979009-R
Filename P150726A_10

IUPAC	Co-elutions	RT	Ratio	Concentration ng/Kg	EMPC ng/Kg	EML ng/Kg
49	49/69	---	---	ND	---	121
50	50/53	---	---	ND	---	121
51	45/51	---	---	ND	---	121
52		---	---	ND	---	186
53	50/53	---	---	ND	---	121
54		---	---	ND	---	60.3
55		---	---	ND	---	60.3
56		---	---	ND	---	60.3
57		---	---	ND	---	60.3
58		---	---	ND	---	60.3
59	59/62/75	---	---	ND	---	181
60		---	---	ND	---	60.3
61	61/70/74/76	---	---	ND	---	241
62	59/62/75	---	---	ND	---	181
63		---	---	ND	---	60.3
64		---	---	ND	---	60.3
65	44/47/65	---	---	ND	---	181
66		---	---	ND	---	101
67		---	---	ND	---	60.3
68		---	---	ND	---	60.3
69	49/69	---	---	ND	---	121
70	61/70/74/76	---	---	ND	---	241
71	40/41/71	---	---	ND	---	181
72		---	---	ND	---	60.3
73	43/73	---	---	ND	---	60.3
74	61/70/74/76	---	---	ND	---	241
75	59/62/75	---	---	ND	---	181
76	61/70/74/76	---	---	ND	---	241
77		---	---	ND	---	60.3
78		---	---	ND	---	60.3
79		---	---	ND	---	60.3
80		---	---	ND	---	60.3
81		---	---	ND	---	60.3
82		---	---	ND	---	60.3
83		---	---	ND	---	60.3
84		---	---	ND	---	60.3
85	85/116/117	---	---	ND	---	181
86	86/87/97/108/119/125	---	---	ND	---	362
87	86/87/97/108/119/125	---	---	ND	---	362
88	88/91	---	---	ND	---	121
89		---	---	ND	---	60.3
90	90/101/113	---	---	ND	---	181
91	88/91	---	---	ND	---	121
92		---	---	ND	---	60.3
93	93/98/100/102	---	---	ND	---	241
94		---	---	ND	---	60.3
95		---	---	ND	---	115
96		---	---	ND	---	60.3

Conc = Concentration
EML =Method Specified Reporting Limit (1668A)
EMPC = Estimated Maximum Possible Concentration
A = Limit of Detection based on signal to noise
B = Less than 10 times higher than method blank level
R = Recovery outside of Method 1668A control limits
Nn = Value obtained from additional analyses

Results reported on a dry weight basis

ND = Not Detected
NA = Not Applicable
NC = Not Calculated
* = See Discussion
X = Outside QC Limits
RT = Retention Time
I = Interference
ng's = Nanograms

REPORT OF LABORATORY ANALYSIS

This report shall not be reproduced, except in full,
without the written consent of Pace Analytical Services, Inc.

Pace Analytical Services, Inc.
1700 Elm Street - Suite 200
Minneapolis, MN 55414

Tel: 612-607-1700
Fax: 612- 607-6444

Method 1668A Polychlorobiphenyl
Sample Analysis Results

Client Sample ID TWBD41506-03S-0623-1015
Lab Sample ID 60196979009-R
Filename P150726A_10

IUPAC	Co-elutions	RT	Ratio	Concentration ng/Kg	EMPC ng/Kg	EML ng/Kg
97	86/87/97/108/119/125	---	---	ND	---	362
98	93/98/100/102	---	---	ND	---	241
99		---	---	ND	---	60.3
100	93/98/100/102	---	---	ND	---	241
101	90/101/113	---	---	ND	---	181
102	93/98/100/102	---	---	ND	---	241
103		---	---	ND	---	60.3
104		---	---	ND	---	60.3
105		---	---	ND	---	60.3
106		---	---	ND	---	60.3
107	107/124	---	---	ND	---	121
108	86/87/97/108/119/125	---	---	ND	---	362
109		---	---	ND	---	60.3
110	110/115	---	---	ND	---	121
111		---	---	ND	---	60.3
112		---	---	ND	---	60.3
113	90/101/113	---	---	ND	---	181
114		---	---	ND	---	60.3
115	110/115	---	---	ND	---	121
116	85/116/117	---	---	ND	---	181
117	85/116/117	---	---	ND	---	181
118		---	---	ND	---	77.2
119	86/87/97/108/119/125	---	---	ND	---	362
120		---	---	ND	---	60.3
121		---	---	ND	---	60.3
122		---	---	ND	---	60.3
123		---	---	ND	---	60.3
124	107/124	---	---	ND	---	121
125	86/87/97/108/119/125	---	---	ND	---	362
126		---	---	ND	---	60.3
127		---	---	ND	---	60.3
128	128/166	---	---	ND	---	121
129	129/138/163	---	---	ND	---	181
130		---	---	ND	---	60.3
131		---	---	ND	---	60.3
132		---	---	ND	---	60.3
133		---	---	ND	---	60.3
134	134/143	---	---	ND	---	121
135	135/151	---	---	ND	---	121
136		---	---	ND	---	60.3
137		---	---	ND	---	60.3
138	129/138/163	---	---	ND	---	181
139	139/140	---	---	ND	---	121
140	139/140	---	---	ND	---	121
141		---	---	ND	---	60.3
142		---	---	ND	---	60.3
143	134/143	---	---	ND	---	121
144		---	---	ND	---	60.3

Conc = Concentration
EML =Method Specified Reporting Limit (1668A)
EMPC = Estimated Maximum Possible Concentration
A = Limit of Detection based on signal to noise
B = Less than 10 times higher than method blank level
R = Recovery outside of Method 1668A control limits
Nn = Value obtained from additional analyses

Results reported on a dry weight basis

ND = Not Detected
NA = Not Applicable
NC = Not Calculated
* = See Discussion
X = Outside QC Limits
RT = Retention Time
I = Interference
ng's = Nanograms

REPORT OF LABORATORY ANALYSIS

This report shall not be reproduced, except in full,
without the written consent of Pace Analytical Services, Inc.

Pace Analytical Services, Inc.
1700 Elm Street - Suite 200
Minneapolis, MN 55414

Tel: 612-607-1700
Fax: 612- 607-6444

Method 1668A Polychlorobiphenyl
Sample Analysis Results

Client Sample ID TWBD41506-03S-0623-1015
Lab Sample ID 60196979009-R
Filename P150726A_10

IUPAC	Co-elutions	RT	Ratio	Concentration ng/Kg	EMPC ng/Kg	EML ng/Kg
145		---	---	ND	---	60.3
146		---	---	ND	---	60.3
147	147/149	---	---	ND	---	121
148		---	---	ND	---	60.3
149	147/149	---	---	ND	---	121
150		---	---	ND	---	60.3
151	135/151	---	---	ND	---	121
152		---	---	ND	---	60.3
153	153/168	---	---	ND	---	121
154		---	---	ND	---	60.3
155		---	---	ND	---	60.3
156	156/157	---	---	ND	---	121
157	156/157	---	---	ND	---	121
158		---	---	ND	---	60.3
159		---	---	ND	---	60.3
160		---	---	ND	---	60.3
161		---	---	ND	---	60.3
162		---	---	ND	---	60.3
163	129/138/163	---	---	ND	---	181
164		---	---	ND	---	60.3
165		---	---	ND	---	60.3
166	128/166	---	---	ND	---	121
167		---	---	ND	---	60.3
168	153/168	---	---	ND	---	121
169		---	---	ND	---	60.3
170		---	---	ND	---	60.3
171	171/173	---	---	ND	---	121
172		---	---	ND	---	60.3
173	171/173	---	---	ND	---	121
174		---	---	ND	---	60.3
175		---	---	ND	---	60.3
176		---	---	ND	---	60.3
177		---	---	ND	---	60.3
178		---	---	ND	---	60.3
179		---	---	ND	---	60.3
180	180/193	---	---	ND	---	121
181		---	---	ND	---	60.3
182		---	---	ND	---	60.3
183	183/185	---	---	ND	---	121
184		---	---	ND	---	60.3
185	183/185	---	---	ND	---	121
186		---	---	ND	---	60.3
187		---	---	ND	---	60.3
188		---	---	ND	---	60.3
189		---	---	ND	---	60.3
190		---	---	ND	---	60.3
191		---	---	ND	---	60.3
192		---	---	ND	---	60.3

Conc = Concentration
EML =Method Specified Reporting Limit (1668A)
EMPC = Estimated Maximum Possible Concentration
A = Limit of Detection based on signal to noise
B = Less than 10 times higher than method blank level
R = Recovery outside of Method 1668A control limits
Nn = Value obtained from additional analyses

Results reported on a dry weight basis

ND = Not Detected
NA = Not Applicable
NC = Not Calculated
* = See Discussion
X = Outside QC Limits
RT = Retention Time
I = Interference
ng's = Nanograms

REPORT OF LABORATORY ANALYSIS

This report shall not be reproduced, except in full,
without the written consent of Pace Analytical Services, Inc.

Pace Analytical Services, Inc.
1700 Elm Street - Suite 200
Minneapolis, MN 55414

Tel: 612-607-1700
Fax: 612- 607-6444

Method 1668A Polychlorobiphenyl
Sample Analysis Results

Client Sample ID TWBD41506-03S-0623-1015
Lab Sample ID 60196979009-R
Filename P150726A_10

IUPAC	Co-elutions	RT	Ratio	Concentration ng/Kg	EMPC ng/Kg	EML ng/Kg
193	180/193	---	---	ND	---	121
194		---	---	ND	---	90.5
195		---	---	ND	---	90.5
196		---	---	ND	---	90.5
197	197/200	---	---	ND	---	181
198	198/199	---	---	ND	---	181
199	198/199	---	---	ND	---	181
200	197/200	---	---	ND	---	181
201		---	---	ND	---	90.5
202		---	---	ND	---	90.5
203		---	---	ND	---	90.5
204		---	---	ND	---	90.5
205		---	---	ND	---	90.5
206		---	---	ND	---	90.5
207		---	---	ND	---	90.5
208		---	---	ND	---	90.5
209		---	---	ND	---	90.5

Conc = Concentration
EML =Method Specified Reporting Limit (1668A)
EMPC = Estimated Maximum Possible Concentration
A = Limit of Detection based on signal to noise
B = Less than 10 times higher than method blank level
R = Recovery outside of Method 1668A control limits
Nn = Value obtained from additional analyses

Results reported on a dry weight basis

ND = Not Detected
NA = Not Applicable
NC = Not Calculated
* = See Discussion
X = Outside QC Limits
RT = Retention Time
I = Interference
ng's = Nanograms

REPORT OF LABORATORY ANALYSIS

This report shall not be reproduced, except in full,
without the written consent of Pace Analytical Services, Inc.

Pace Analytical Services, Inc.
1700 Elm Street - Suite 200
Minneapolis, MN 55414

Tel: 612-607-1700
Fax: 612- 607-6444

Method 1668A Polychlorobiphenyl
Sample Analysis Results

Client Sample ID	TWBD41506-03S-0623-1015
Lab Sample ID	60196979009-R
Filename	P150726A_10

Congener Group	Concentration ng/Kg
Total Monochloro Biphenyls	ND
Total Dichloro Biphenyls	ND
Total Trichloro Biphenyls	ND
Total Tetrachloro Biphenyls	ND
Total Pentachloro Biphenyls	ND
Total Hexachloro Biphenyls	ND
Total Heptachloro Biphenyls	ND
Total Octachloro Biphenyls	ND
Total Nonachloro Biphenyls	ND
Decachloro Biphenyls	ND
Total PCBs	ND

ND = Not Detected
Results reported on a dry weight basis

REPORT OF LABORATORY ANALYSIS

This report shall not be reproduced, except in full,
without the written consent of Pace Analytical Services, Inc.

Pace Analytical Services, Inc.
1700 Elm Street - Suite 200
Minneapolis, MN 55414

Tel: 612-607-1700
Fax: 612- 607-6444

Method 1668A Polychlorobiphenyl Sample Analysis Results

Client - PACE Kansas

Client's Sample ID	TWBD41506-04S-0623-05		
Lab Sample ID	60196979010-R		
Filename	P150726A_11		
Injected By	BAL		
Total Amount Extracted	11.5 g	Matrix	Solid
% Moisture	19.9	Dilution	5
Dry Weight Extracted	9.21 g	Collected	06/23/2015 12:30
ICAL ID	P150726A02	Received	06/25/2015 10:00
CCal Filename(s)	P150726A_01	Extracted	07/21/2015 23:15
Method Blank ID	BLANK-46141	Analyzed	07/26/2015 14:29

PCB Isomer	IUPAC	RT	Ratio	ng's Added	ng's Found	% Recovery	
Labeled Analytes							
13C-2-MoCB	1	8.717	3.13	2.0	1.22	61	
13C-4-MoCB	3	11.281	2.95	2.0	1.35	68	
13C-2,2'-DiCB	4	11.568	1.61	2.0	1.19	59	
13C-4,4'-DiCB	15	18.239	1.73	2.0	1.48	74	
13C-2,2',6-TrCB	19	15.137	1.12	2.0	1.18	59	
13C-3,4,4'-TrCB	37	25.781	1.06	2.0	1.94	97	
13C-2,2',6,6'-TeCB	54	18.570	0.83	2.0	1.53	77	
13C-3,4,4',5-TeCB	81	32.813	0.80	2.0	1.73	86	
13C-3,3',4,4'-TeCB	77	33.366	0.80	2.0	1.64	82	
13C-2,2',4,6,6'-PeCB	104	24.524	1.65	2.0	1.27	63	
13C-2,3,3',4,4'-PeCB	105	36.960	1.67	2.0	1.80	90	
13C-2,3,4,4',5-PeCB	114	36.323	1.59	2.0	1.64	82	
13C-2,3',4,4',5-PeCB	118	35.786	1.59	2.0	1.76	88	
13C-2,3',4,4',5'-PeCB	123	35.434	1.63	2.0	1.73	87	
13C-3,3',4,4',5-PeCB	126	40.113	1.64	2.0	1.71	85	
13C-2,2',4,4',6,6'-HxCB	155	30.482	1.36	2.0	1.34	67	
13C-HxCB (156/157)	156/157	43.187	1.32	4.0	3.53	88	
13C-2,3',4,4',5,5'-HxCB	167	42.013	1.27	2.0	1.85	93	
13C-3,3',4,4',5,5'-HxCB	169	46.457	1.24	2.0	1.77	88	
13C-2,2',3,4',5,6,6'-HpCB	188	36.340	1.09	2.0	1.21	61	
13C-2,3,3',4,4',5,5'-HpCB	189	49.008	1.07	2.0	1.82	91	
13C-2,2',3,3',5,5',6,6'-OcCB	202	41.778	0.96	2.0	1.42	71	
13C-2,3,3',4,4',5,5',6-OcCB	205	51.616	0.87	2.0	1.50	75	
13C-2,2',3,3',4,4',5,5',6-NoCB	206	53.362	0.85	2.0	1.29	64	
13C-2,2',3,3',4,5,5',6,6'-NoCB	208	48.534	0.83	2.0	1.33	66	
13C--DeCB	209	54.979	0.79	2.0	1.29	65	
Cleanup Standards							
13C-2,4,4'-TrCB	28	21.538	1.10	2.0	2.27	113	
13C-2,3,3',5,5'-PeCB	111	33.450	1.66	2.0	1.34	67	
13C-2,2',3,3',5,5',6-HpCB	178	39.408	1.21	2.0	1.28	69	I
Recovery Standards							
13C-2,5-DiCB	9	13.854	1.65	2.0	NA	NA	
13C-2,2',5,5'-TeCB	52	23.501	0.86	2.0	NA	NA	
13C-2,2',4,5,5'-PeCB	101	30.683	1.64	2.0	NA	NA	
13C-2,2',3,4,4',5'-HxCB	138	38.956	1.46	2.0	NA	NA	I
13C-2,2',3,3',4,4',5,5'-OcCB	194	51.120	0.93	2.0	NA	NA	

Conc = Concentration
EML =Method Specified Reporting Limit (1668A)
EMPC = Estimated Maximum Possible Concentration
A = Limit of Detection based on signal to noise
B = Less than 10 times higher than method blank level
R = Recovery outside of Method 1668A control limits
Nn = Value obtained from additional analyses

Results reported on a dry weight basis

ND = Not Detected
NA = Not Applicable
NC = Not Calculated
* = See Discussion
X = Outside QC Limits
RT = Retention Time
I = Interference
ng's = Nanograms

REPORT OF LABORATORY ANALYSIS

This report shall not be reproduced, except in full,
without the written consent of Pace Analytical Services, Inc.

Pace Analytical Services, Inc.
1700 Elm Street - Suite 200
Minneapolis, MN 55414

Tel: 612-607-1700
Fax: 612- 607-6444

Method 1668A Polychlorobiphenyl
Sample Analysis Results

Client Sample ID TWBD41506-04S-0623-05
Lab Sample ID 60196979010-R
Filename P150726A_11

IUPAC	Co-elutions	RT	Ratio	Concentration ng/Kg	EMPC ng/Kg	EML ng/Kg
1		---	---	ND	---	27.1
2		---	---	ND	---	27.1
3		---	---	ND	---	27.1
4		---	---	ND	---	27.1
5		---	---	ND	---	27.1
6		---	---	ND	---	27.1
7		---	---	ND	---	27.1
8		---	---	ND	---	27.1
9		---	---	ND	---	27.1
10		---	---	ND	---	27.1
11		---	---	ND	---	266
12	12/13	---	---	ND	---	54.3
13	12/13	---	---	ND	---	54.3
14		---	---	ND	---	27.1
15		---	---	ND	---	35.8
16		---	---	ND	---	27.1
17		---	---	ND	---	27.1
18	18/30	---	---	ND	---	54.3
19		---	---	ND	---	27.1
20	20/28	---	---	ND	---	140
21	21/33	---	---	ND	---	147
22		---	---	ND	---	103
23		---	---	ND	---	27.1
24		---	---	ND	---	27.1
25		---	---	ND	---	27.1
26	26/29	---	---	ND	---	54.3
27		---	---	ND	---	27.1
28	20/28	---	---	ND	---	140
29	26/29	---	---	ND	---	54.3
30	18/30	---	---	ND	---	54.3
31		---	---	ND	---	141
32		---	---	ND	---	27.1
33	21/33	---	---	ND	---	147
34		---	---	ND	---	27.1
35		---	---	ND	---	27.1
36		---	---	ND	---	27.1
37		---	---	ND	---	57.5
38		---	---	ND	---	27.1
39		---	---	ND	---	27.1
40	40/41/71	---	---	ND	---	163
41	40/41/71	---	---	ND	---	163
42		---	---	ND	---	54.3
43	43/73	---	---	ND	---	54.3
44	44/47/65	---	---	ND	---	163
45	45/51	---	---	ND	---	109
46		---	---	ND	---	54.3
47	44/47/65	---	---	ND	---	163
48		---	---	ND	---	54.3

Conc = Concentration
EML =Method Specified Reporting Limit (1668A)
EMPC = Estimated Maximum Possible Concentration
A = Limit of Detection based on signal to noise
B = Less than 10 times higher than method blank level
R = Recovery outside of Method 1668A control limits
Nn = Value obtained from additional analyses

Results reported on a dry weight basis

ND = Not Detected
NA = Not Applicable
NC = Not Calculated
* = See Discussion
X = Outside QC Limits
RT = Retention Time
I = Interference
ng's = Nanograms

REPORT OF LABORATORY ANALYSIS

This report shall not be reproduced, except in full,
without the written consent of Pace Analytical Services, Inc.

Pace Analytical Services, Inc.
1700 Elm Street - Suite 200
Minneapolis, MN 55414

Tel: 612-607-1700
Fax: 612- 607-6444

Method 1668A Polychlorobiphenyl
Sample Analysis Results

Client Sample ID TWBD41506-04S-0623-05
Lab Sample ID 60196979010-R
Filename P150726A_11

IUPAC	Co-elutions	RT	Ratio	Concentration ng/Kg	EMPC ng/Kg	EML ng/Kg
49	49/69	---	---	ND	---	109
50	50/53	---	---	ND	---	109
51	45/51	---	---	ND	---	109
52		---	---	ND	---	167
53	50/53	---	---	ND	---	109
54		---	---	ND	---	54.3
55		---	---	ND	---	54.3
56		---	---	ND	---	54.3
57		---	---	ND	---	54.3
58		---	---	ND	---	54.3
59	59/62/75	---	---	ND	---	163
60		---	---	ND	---	54.3
61	61/70/74/76	---	---	ND	---	217
62	59/62/75	---	---	ND	---	163
63		---	---	ND	---	54.3
64		---	---	ND	---	54.3
65	44/47/65	---	---	ND	---	163
66		---	---	ND	---	91.2
67		---	---	ND	---	54.3
68		---	---	ND	---	54.3
69	49/69	---	---	ND	---	109
70	61/70/74/76	---	---	ND	---	217
71	40/41/71	---	---	ND	---	163
72		---	---	ND	---	54.3
73	43/73	---	---	ND	---	54.3
74	61/70/74/76	---	---	ND	---	217
75	59/62/75	---	---	ND	---	163
76	61/70/74/76	---	---	ND	---	217
77		---	---	ND	---	54.3
78		---	---	ND	---	54.3
79		---	---	ND	---	54.3
80		---	---	ND	---	54.3
81		---	---	ND	---	54.3
82		---	---	ND	---	54.3
83		---	---	ND	---	54.3
84		---	---	ND	---	54.3
85	85/116/117	---	---	ND	---	163
86	86/87/97/108/119/125	---	---	ND	---	326
87	86/87/97/108/119/125	---	---	ND	---	326
88	88/91	---	---	ND	---	109
89		---	---	ND	---	54.3
90	90/101/113	---	---	ND	---	163
91	88/91	---	---	ND	---	109
92		---	---	ND	---	54.3
93	93/98/100/102	---	---	ND	---	217
94		---	---	ND	---	54.3
95		---	---	ND	---	103
96		---	---	ND	---	54.3

Conc = Concentration
EML =Method Specified Reporting Limit (1668A)
EMPC = Estimated Maximum Possible Concentration
A = Limit of Detection based on signal to noise
B = Less than 10 times higher than method blank level
R = Recovery outside of Method 1668A control limits
Nn = Value obtained from additional analyses

Results reported on a dry weight basis

ND = Not Detected
NA = Not Applicable
NC = Not Calculated
* = See Discussion
X = Outside QC Limits
RT = Retention Time
I = Interference
ng's = Nanograms

REPORT OF LABORATORY ANALYSIS

This report shall not be reproduced, except in full,
without the written consent of Pace Analytical Services, Inc.

Pace Analytical Services, Inc.
1700 Elm Street - Suite 200
Minneapolis, MN 55414

Tel: 612-607-1700
Fax: 612- 607-6444

Method 1668A Polychlorobiphenyl
Sample Analysis Results

Client Sample ID TWBD41506-04S-0623-05
Lab Sample ID 60196979010-R
Filename P150726A_11

IUPAC	Co-elutions	RT	Ratio	Concentration ng/Kg	EMPC ng/Kg	EML ng/Kg
97	86/87/97/108/119/125	---	---	ND	---	326
98	93/98/100/102	---	---	ND	---	217
99		---	---	ND	---	54.3
100	93/98/100/102	---	---	ND	---	217
101	90/101/113	---	---	ND	---	163
102	93/98/100/102	---	---	ND	---	217
103		---	---	ND	---	54.3
104		---	---	ND	---	54.3
105		---	---	ND	---	54.3
106		---	---	ND	---	54.3
107	107/124	---	---	ND	---	109
108	86/87/97/108/119/125	---	---	ND	---	326
109		---	---	ND	---	54.3
110	110/115	---	---	ND	---	109
111		---	---	ND	---	54.3
112		---	---	ND	---	54.3
113	90/101/113	---	---	ND	---	163
114		---	---	ND	---	54.3
115	110/115	---	---	ND	---	109
116	85/116/117	---	---	ND	---	163
117	85/116/117	---	---	ND	---	163
118		---	---	ND	---	69.5
119	86/87/97/108/119/125	---	---	ND	---	326
120		---	---	ND	---	54.3
121		---	---	ND	---	54.3
122		---	---	ND	---	54.3
123		---	---	ND	---	54.3
124	107/124	---	---	ND	---	109
125	86/87/97/108/119/125	---	---	ND	---	326
126		---	---	ND	---	54.3
127		---	---	ND	---	54.3
128	128/166	---	---	ND	---	109
129	129/138/163	---	---	ND	---	163
130		---	---	ND	---	54.3
131		---	---	ND	---	54.3
132		---	---	ND	---	54.3
133		---	---	ND	---	54.3
134	134/143	---	---	ND	---	109
135	135/151	---	---	ND	---	109
136		---	---	ND	---	54.3
137		---	---	ND	---	54.3
138	129/138/163	---	---	ND	---	163
139	139/140	---	---	ND	---	109
140	139/140	---	---	ND	---	109
141		---	---	ND	---	54.3
142		---	---	ND	---	54.3
143	134/143	---	---	ND	---	109
144		---	---	ND	---	54.3

Conc = Concentration
EML =Method Specified Reporting Limit (1668A)
EMPC = Estimated Maximum Possible Concentration
A = Limit of Detection based on signal to noise
B = Less than 10 times higher than method blank level
R = Recovery outside of Method 1668A control limits
Nn = Value obtained from additional analyses

Results reported on a dry weight basis

ND = Not Detected
NA = Not Applicable
NC = Not Calculated
* = See Discussion
X = Outside QC Limits
RT = Retention Time
I = Interference
ng's = Nanograms

REPORT OF LABORATORY ANALYSIS

This report shall not be reproduced, except in full,
without the written consent of Pace Analytical Services, Inc.

Pace Analytical Services, Inc.
1700 Elm Street - Suite 200
Minneapolis, MN 55414

Tel: 612-607-1700
Fax: 612- 607-6444

Method 1668A Polychlorobiphenyl
Sample Analysis Results

Client Sample ID TWBD41506-04S-0623-05
Lab Sample ID 60196979010-R
Filename P150726A_11

IUPAC	Co-elutions	RT	Ratio	Concentration ng/Kg	EMPC ng/Kg	EML ng/Kg
145		---	---	ND	---	54.3
146		---	---	ND	---	54.3
147	147/149	---	---	ND	---	109
148		---	---	ND	---	54.3
149	147/149	---	---	ND	---	109
150		---	---	ND	---	54.3
151	135/151	---	---	ND	---	109
152		---	---	ND	---	54.3
153	153/168	---	---	ND	---	109
154		---	---	ND	---	54.3
155		---	---	ND	---	54.3
156	156/157	---	---	ND	---	109
157	156/157	---	---	ND	---	109
158		---	---	ND	---	54.3
159		---	---	ND	---	54.3
160		---	---	ND	---	54.3
161		---	---	ND	---	54.3
162		---	---	ND	---	54.3
163	129/138/163	---	---	ND	---	163
164		---	---	ND	---	54.3
165		---	---	ND	---	54.3
166	128/166	---	---	ND	---	109
167		---	---	ND	---	54.3
168	153/168	---	---	ND	---	109
169		---	---	ND	---	54.3
170		---	---	ND	---	54.3
171	171/173	---	---	ND	---	109
172		---	---	ND	---	54.3
173	171/173	---	---	ND	---	109
174		---	---	ND	---	54.3
175		---	---	ND	---	54.3
176		---	---	ND	---	54.3
177		---	---	ND	---	54.3
178		---	---	ND	---	54.3
179		---	---	ND	---	54.3
180	180/193	---	---	ND	---	109
181		---	---	ND	---	54.3
182		---	---	ND	---	54.3
183	183/185	---	---	ND	---	109
184		---	---	ND	---	54.3
185	183/185	---	---	ND	---	109
186		---	---	ND	---	54.3
187		---	---	ND	---	54.3
188		---	---	ND	---	54.3
189		---	---	ND	---	54.3
190		---	---	ND	---	54.3
191		---	---	ND	---	54.3
192		---	---	ND	---	54.3

Conc = Concentration
EML =Method Specified Reporting Limit (1668A)
EMPC = Estimated Maximum Possible Concentration
A = Limit of Detection based on signal to noise
B = Less than 10 times higher than method blank level
R = Recovery outside of Method 1668A control limits
Nn = Value obtained from additional analyses

Results reported on a dry weight basis

ND = Not Detected
NA = Not Applicable
NC = Not Calculated
* = See Discussion
X = Outside QC Limits
RT = Retention Time
I = Interference
ng's = Nanograms

REPORT OF LABORATORY ANALYSIS

This report shall not be reproduced, except in full,
without the written consent of Pace Analytical Services, Inc.

Pace Analytical Services, Inc.
1700 Elm Street - Suite 200
Minneapolis, MN 55414

Tel: 612-607-1700
Fax: 612- 607-6444

Method 1668A Polychlorobiphenyl
Sample Analysis Results

Client Sample ID TWBD41506-04S-0623-05
Lab Sample ID 60196979010-R
Filename P150726A_11

IUPAC	Co-elutions	RT	Ratio	Concentration ng/Kg	EMPC ng/Kg	EML ng/Kg
193	180/193	---	---	ND	---	109
194		---	---	ND	---	81.4
195		---	---	ND	---	81.4
196		---	---	ND	---	81.4
197	197/200	---	---	ND	---	163
198	198/199	---	---	ND	---	163
199	198/199	---	---	ND	---	163
200	197/200	---	---	ND	---	163
201		---	---	ND	---	81.4
202		---	---	ND	---	81.4
203		---	---	ND	---	81.4
204		---	---	ND	---	81.4
205		---	---	ND	---	81.4
206		53.383	0.71	119	---	81.4
207		---	---	ND	---	81.4
208		---	---	ND	---	81.4
209		55.000	0.62	160	---	81.4

Conc = Concentration
EML =Method Specified Reporting Limit (1668A)
EMPC = Estimated Maximum Possible Concentration
A = Limit of Detection based on signal to noise
B = Less than 10 times higher than method blank level
R = Recovery outside of Method 1668A control limits
Nn = Value obtained from additional analyses

Results reported on a dry weight basis

ND = Not Detected
NA = Not Applicable
NC = Not Calculated
* = See Discussion
X = Outside QC Limits
RT = Retention Time
I = Interference
ng's = Nanograms

REPORT OF LABORATORY ANALYSIS

This report shall not be reproduced, except in full,
without the written consent of Pace Analytical Services, Inc.

Pace Analytical Services, Inc.
1700 Elm Street - Suite 200
Minneapolis, MN 55414

Tel: 612-607-1700
Fax: 612- 607-6444

Method 1668A Polychlorobiphenyl
Sample Analysis Results

Client Sample ID	TWBD41506-04S-0623-05
Lab Sample ID	60196979010-R
Filename	P150726A_11

Congener Group	Concentration ng/Kg
Total Monochloro Biphenyls	ND
Total Dichloro Biphenyls	ND
Total Trichloro Biphenyls	ND
Total Tetrachloro Biphenyls	ND
Total Pentachloro Biphenyls	ND
Total Hexachloro Biphenyls	ND
Total Heptachloro Biphenyls	ND
Total Octachloro Biphenyls	ND
Total Nonachloro Biphenyls	119
Decachloro Biphenyls	160
Total PCBs	279

ND = Not Detected
Results reported on a dry weight basis

REPORT OF LABORATORY ANALYSIS

This report shall not be reproduced, except in full,
without the written consent of Pace Analytical Services, Inc.

Pace Analytical Services, Inc.
1700 Elm Street - Suite 200
Minneapolis, MN 55414

Tel: 612-607-1700
Fax: 612- 607-6444

Method 1668A Polychlorobiphenyl Sample Analysis Results

Client - PACE Kansas

Client's Sample ID	TWBD41506-04S-0623-510		
Lab Sample ID	60196979011-R		
Filename	P150726A_12		
Injected By	BAL		
Total Amount Extracted	10.7 g	Matrix	Solid
% Moisture	18.8	Dilution	5
Dry Weight Extracted	8.69 g	Collected	06/23/2015 12:45
ICAL ID	P150726A02	Received	06/25/2015 10:00
CCal Filename(s)	P150726A_01	Extracted	07/21/2015 23:15
Method Blank ID	BLANK-46141	Analyzed	07/26/2015 15:28

PCB Isomer	IUPAC	RT	Ratio	ng's Added	ng's Found	% Recovery	
Labeled Analytes							
13C-2-MoCB	1	8.729	3.28	2.0	0.0480	2	R
13C-4-MoCB	3	11.281	3.09	2.0	0.286	14	R
13C-2,2'-DiCB	4	11.568	1.82	2.0	0.229	13	IR
13C-4,4'-DiCB	15	18.239	1.56	2.0	1.01	51	
13C-2,2',6-TrCB	19	15.148	0.98	2.0	0.620	31	
13C-3,4,4'-TrCB	37	25.797	1.07	2.0	1.51	75	
13C-2,2',6,6'-TeCB	54	18.570	0.87	2.0	1.00	50	
13C-3,4,4',5-TeCB	81	32.812	0.88	2.0	1.48	74	
13C-3,3',4,4'-TeCB	77	33.382	0.80	2.0	1.50	75	
13C-2,2',4,6,6'-PeCB	104	24.523	1.55	2.0	1.07	54	
13C-2,3,3',4,4'-PeCB	105	36.975	1.72	2.0	1.71	85	
13C-2,3,4,4',5-PeCB	114	36.338	1.71	2.0	1.61	81	
13C-2,3',4,4',5-PeCB	118	35.785	1.58	2.0	1.65	83	
13C-2,3',4,4',5'-PeCB	123	35.450	1.66	2.0	1.68	84	
13C-3,3',4,4',5-PeCB	126	40.111	1.67	2.0	1.63	81	
13C-2,2',4,4',6,6'-HxCB	155	30.481	1.17	2.0	1.16	58	
13C-HxCB (156/157)	156/157	43.185	1.28	4.0	3.18	80	
13C-2,3',4,4',5,5'-HxCB	167	42.011	1.26	2.0	1.65	82	
13C-3,3',4,4',5,5'-HxCB	169	46.438	1.34	2.0	1.57	79	
13C-2,2',3,4',5,6,6'-HpCB	188	36.338	0.99	2.0	1.10	55	
13C-2,3,3',4,4',5,5'-HpCB	189	49.006	1.13	2.0	1.74	87	
13C-2,2',3,3',5,5',6,6'-OcCB	202	41.777	0.98	2.0	1.26	63	
13C-2,3,3',4,4',5,5',6-OcCB	205	51.614	0.94	2.0	1.40	70	
13C-2,2',3,3',4,4',5,5',6-NoCB	206	53.360	0.85	2.0	1.12	56	
13C-2,2',3,3',4,5,5',6,6'-NoCB	208	48.532	0.83	2.0	1.21	61	
13C--DeCB	209	54.977	0.64	2.0	1.28	64	
Cleanup Standards							
13C-2,4,4'-TrCB	28	21.555	1.08	2.0	1.87	94	
13C-2,3,3',5,5'-PeCB	111	33.449	1.64	2.0	1.38	69	
13C-2,2',3,3',5,5',6-HpCB	178	39.424	1.20	2.0	1.26	63	
Recovery Standards							
13C-2,5-DiCB	9	13.866	1.65	2.0	NA	NA	
13C-2,2',5,5'-TeCB	52	23.500	0.79	2.0	NA	NA	
13C-2,2',4,5,5'-PeCB	101	30.682	1.68	2.0	NA	NA	
13C-2,2',3,4,4',5'-HxCB	138	38.954	1.39	2.0	NA	NA	
13C-2,2',3,3',4,4',5,5'-OcCB	194	51.140	0.87	2.0	NA	NA	

Conc = Concentration
EML =Method Specified Reporting Limit (1668A)
EMPC = Estimated Maximum Possible Concentration
A = Limit of Detection based on signal to noise
B = Less than 10 times higher than method blank level
R = Recovery outside of Method 1668A control limits
Nn = Value obtained from additional analyses

Results reported on a dry weight basis

ND = Not Detected
NA = Not Applicable
NC = Not Calculated
* = See Discussion
X = Outside QC Limits
RT = Retention Time
I = Interference
ng's = Nanograms

REPORT OF LABORATORY ANALYSIS

This report shall not be reproduced, except in full,
without the written consent of Pace Analytical Services, Inc.

Pace Analytical Services, Inc.
1700 Elm Street - Suite 200
Minneapolis, MN 55414

Tel: 612-607-1700
Fax: 612- 607-6444

Method 1668A Polychlorobiphenyl
Sample Analysis Results

Client Sample ID TWBD41506-04S-0623-510
Lab Sample ID 60196979011-R
Filename P150726A_12

IUPAC	Co-elutions	RT	Ratio	Concentration ng/Kg	EMPC ng/Kg	EML ng/Kg
1		---	---	ND	---	28.8
2		---	---	ND	---	28.8
3		---	---	ND	---	28.8
4		---	---	ND	---	28.8
5		---	---	ND	---	28.8
6		---	---	ND	---	28.8
7		---	---	ND	---	28.8
8		---	---	ND	---	28.8
9		---	---	ND	---	28.8
10		---	---	ND	---	28.8
11		---	---	ND	---	282
12	12/13	---	---	ND	---	57.5
13	12/13	---	---	ND	---	57.5
14		---	---	ND	---	28.8
15		---	---	ND	---	38.0
16		---	---	ND	---	28.8
17		---	---	ND	---	28.8
18	18/30	---	---	ND	---	57.5
19		---	---	ND	---	28.8
20	20/28	---	---	ND	---	148
21	21/33	---	---	ND	---	155
22		---	---	ND	---	109
23		---	---	ND	---	28.8
24		---	---	ND	---	28.8
25		---	---	ND	---	28.8
26	26/29	---	---	ND	---	57.5
27		---	---	ND	---	28.8
28	20/28	---	---	ND	---	148
29	26/29	---	---	ND	---	57.5
30	18/30	---	---	ND	---	57.5
31		---	---	ND	---	150
32		---	---	ND	---	28.8
33	21/33	---	---	ND	---	155
34		---	---	ND	---	28.8
35		---	---	ND	---	28.8
36		---	---	ND	---	28.8
37		---	---	ND	---	61.0
38		---	---	ND	---	28.8
39		---	---	ND	---	28.8
40	40/41/71	---	---	ND	---	173
41	40/41/71	---	---	ND	---	173
42		---	---	ND	---	57.5
43	43/73	---	---	ND	---	57.5
44	44/47/65	---	---	ND	---	173
45	45/51	---	---	ND	---	115
46		---	---	ND	---	57.5
47	44/47/65	---	---	ND	---	173
48		---	---	ND	---	57.5

Conc = Concentration
EML =Method Specified Reporting Limit (1668A)
EMPC = Estimated Maximum Possible Concentration
A = Limit of Detection based on signal to noise
B = Less than 10 times higher than method blank level
R = Recovery outside of Method 1668A control limits
Nn = Value obtained from additional analyses

Results reported on a dry weight basis

ND = Not Detected
NA = Not Applicable
NC = Not Calculated
* = See Discussion
X = Outside QC Limits
RT = Retention Time
I = Interference
ng's = Nanograms

REPORT OF LABORATORY ANALYSIS

This report shall not be reproduced, except in full,
without the written consent of Pace Analytical Services, Inc.

Pace Analytical Services, Inc.
1700 Elm Street - Suite 200
Minneapolis, MN 55414

Tel: 612-607-1700
Fax: 612- 607-6444

Method 1668A Polychlorobiphenyl
Sample Analysis Results

Client Sample ID TWBD41506-04S-0623-510
Lab Sample ID 60196979011-R
Filename P150726A_12

IUPAC	Co-elutions	RT	Ratio	Concentration ng/Kg	EMPC ng/Kg	EML ng/Kg
49	49/69	---	---	ND	---	115
50	50/53	---	---	ND	---	115
51	45/51	---	---	ND	---	115
52		---	---	ND	---	177
53	50/53	---	---	ND	---	115
54		---	---	ND	---	57.5
55		---	---	ND	---	57.5
56		---	---	ND	---	57.5
57		---	---	ND	---	57.5
58		---	---	ND	---	57.5
59	59/62/75	---	---	ND	---	173
60		---	---	ND	---	57.5
61	61/70/74/76	---	---	ND	---	230
62	59/62/75	---	---	ND	---	173
63		---	---	ND	---	57.5
64		---	---	ND	---	57.5
65	44/47/65	---	---	ND	---	173
66		---	---	ND	---	96.7
67		---	---	ND	---	57.5
68		---	---	ND	---	57.5
69	49/69	---	---	ND	---	115
70	61/70/74/76	---	---	ND	---	230
71	40/41/71	---	---	ND	---	173
72		---	---	ND	---	57.5
73	43/73	---	---	ND	---	57.5
74	61/70/74/76	---	---	ND	---	230
75	59/62/75	---	---	ND	---	173
76	61/70/74/76	---	---	ND	---	230
77		---	---	ND	---	57.5
78		---	---	ND	---	57.5
79		---	---	ND	---	57.5
80		---	---	ND	---	57.5
81		---	---	ND	---	57.5
82		---	---	ND	---	57.5
83		---	---	ND	---	57.5
84		---	---	ND	---	57.5
85	85/116/117	---	---	ND	---	173
86	86/87/97/108/119/125	---	---	ND	---	345
87	86/87/97/108/119/125	---	---	ND	---	345
88	88/91	---	---	ND	---	115
89		---	---	ND	---	57.5
90	90/101/113	---	---	ND	---	173
91	88/91	---	---	ND	---	115
92		---	---	ND	---	57.5
93	93/98/100/102	---	---	ND	---	230
94		---	---	ND	---	57.5
95		---	---	ND	---	109
96		---	---	ND	---	57.5

Conc = Concentration
EML =Method Specified Reporting Limit (1668A)
EMPC = Estimated Maximum Possible Concentration
A = Limit of Detection based on signal to noise
B = Less than 10 times higher than method blank level
R = Recovery outside of Method 1668A control limits
Nn = Value obtained from additional analyses

Results reported on a dry weight basis

ND = Not Detected
NA = Not Applicable
NC = Not Calculated
* = See Discussion
X = Outside QC Limits
RT = Retention Time
I = Interference
ng's = Nanograms

REPORT OF LABORATORY ANALYSIS

This report shall not be reproduced, except in full,
without the written consent of Pace Analytical Services, Inc.

Pace Analytical Services, Inc.
1700 Elm Street - Suite 200
Minneapolis, MN 55414

Tel: 612-607-1700
Fax: 612- 607-6444

Method 1668A Polychlorobiphenyl
Sample Analysis Results

Client Sample ID TWBD41506-04S-0623-510
Lab Sample ID 60196979011-R
Filename P150726A_12

IUPAC	Co-elutions	RT	Ratio	Concentration ng/Kg	EMPC ng/Kg	EML ng/Kg
97	86/87/97/108/119/125	---	---	ND	---	345
98	93/98/100/102	---	---	ND	---	230
99		---	---	ND	---	57.5
100	93/98/100/102	---	---	ND	---	230
101	90/101/113	---	---	ND	---	173
102	93/98/100/102	---	---	ND	---	230
103		---	---	ND	---	57.5
104		---	---	ND	---	57.5
105		---	---	ND	---	57.5
106		---	---	ND	---	57.5
107	107/124	---	---	ND	---	115
108	86/87/97/108/119/125	---	---	ND	---	345
109		---	---	ND	---	57.5
110	110/115	---	---	ND	---	115
111		---	---	ND	---	57.5
112		---	---	ND	---	57.5
113	90/101/113	---	---	ND	---	173
114		---	---	ND	---	57.5
115	110/115	---	---	ND	---	115
116	85/116/117	---	---	ND	---	173
117	85/116/117	---	---	ND	---	173
118		---	---	ND	---	73.7
119	86/87/97/108/119/125	---	---	ND	---	345
120		---	---	ND	---	57.5
121		---	---	ND	---	57.5
122		---	---	ND	---	57.5
123		---	---	ND	---	57.5
124	107/124	---	---	ND	---	115
125	86/87/97/108/119/125	---	---	ND	---	345
126		---	---	ND	---	57.5
127		---	---	ND	---	57.5
128	128/166	---	---	ND	---	115
129	129/138/163	---	---	ND	---	173
130		---	---	ND	---	57.5
131		---	---	ND	---	57.5
132		---	---	ND	---	57.5
133		---	---	ND	---	57.5
134	134/143	---	---	ND	---	115
135	135/151	---	---	ND	---	115
136		---	---	ND	---	57.5
137		---	---	ND	---	57.5
138	129/138/163	---	---	ND	---	173
139	139/140	---	---	ND	---	115
140	139/140	---	---	ND	---	115
141		---	---	ND	---	57.5
142		---	---	ND	---	57.5
143	134/143	---	---	ND	---	115
144		---	---	ND	---	57.5

Conc = Concentration
EML =Method Specified Reporting Limit (1668A)
EMPC = Estimated Maximum Possible Concentration
A = Limit of Detection based on signal to noise
B = Less than 10 times higher than method blank level
R = Recovery outside of Method 1668A control limits
Nn = Value obtained from additional analyses

Results reported on a dry weight basis

ND = Not Detected
NA = Not Applicable
NC = Not Calculated
* = See Discussion
X = Outside QC Limits
RT = Retention Time
I = Interference
ng's = Nanograms

REPORT OF LABORATORY ANALYSIS

This report shall not be reproduced, except in full,
without the written consent of Pace Analytical Services, Inc.

Pace Analytical Services, Inc.
1700 Elm Street - Suite 200
Minneapolis, MN 55414

Tel: 612-607-1700
Fax: 612- 607-6444

Method 1668A Polychlorobiphenyl
Sample Analysis Results

Client Sample ID TWBD41506-04S-0623-510
Lab Sample ID 60196979011-R
Filename P150726A_12

IUPAC	Co-elutions	RT	Ratio	Concentration ng/Kg	EMPC ng/Kg	EML ng/Kg
145		---	---	ND	---	57.5
146		---	---	ND	---	57.5
147	147/149	---	---	ND	---	115
148		---	---	ND	---	57.5
149	147/149	---	---	ND	---	115
150		---	---	ND	---	57.5
151	135/151	---	---	ND	---	115
152		---	---	ND	---	57.5
153	153/168	---	---	ND	---	115
154		---	---	ND	---	57.5
155		---	---	ND	---	57.5
156	156/157	---	---	ND	---	115
157	156/157	---	---	ND	---	115
158		---	---	ND	---	57.5
159		---	---	ND	---	57.5
160		---	---	ND	---	57.5
161		---	---	ND	---	57.5
162		---	---	ND	---	57.5
163	129/138/163	---	---	ND	---	173
164		---	---	ND	---	57.5
165		---	---	ND	---	57.5
166	128/166	---	---	ND	---	115
167		---	---	ND	---	57.5
168	153/168	---	---	ND	---	115
169		---	---	ND	---	57.5
170		---	---	ND	---	57.5
171	171/173	---	---	ND	---	115
172		---	---	ND	---	57.5
173	171/173	---	---	ND	---	115
174		---	---	ND	---	57.5
175		---	---	ND	---	57.5
176		---	---	ND	---	57.5
177		---	---	ND	---	57.5
178		---	---	ND	---	57.5
179		---	---	ND	---	57.5
180	180/193	---	---	ND	---	115
181		---	---	ND	---	57.5
182		---	---	ND	---	57.5
183	183/185	---	---	ND	---	115
184		---	---	ND	---	57.5
185	183/185	---	---	ND	---	115
186		---	---	ND	---	57.5
187		---	---	ND	---	57.5
188		---	---	ND	---	57.5
189		---	---	ND	---	57.5
190		---	---	ND	---	57.5
191		---	---	ND	---	57.5
192		---	---	ND	---	57.5

Conc = Concentration
EML =Method Specified Reporting Limit (1668A)
EMPC = Estimated Maximum Possible Concentration
A = Limit of Detection based on signal to noise
B = Less than 10 times higher than method blank level
R = Recovery outside of Method 1668A control limits
Nn = Value obtained from additional analyses

Results reported on a dry weight basis

ND = Not Detected
NA = Not Applicable
NC = Not Calculated
* = See Discussion
X = Outside QC Limits
RT = Retention Time
I = Interference
ng's = Nanograms

REPORT OF LABORATORY ANALYSIS

This report shall not be reproduced, except in full,
without the written consent of Pace Analytical Services, Inc.

Pace Analytical Services, Inc.
1700 Elm Street - Suite 200
Minneapolis, MN 55414

Tel: 612-607-1700
Fax: 612- 607-6444

Method 1668A Polychlorobiphenyl
Sample Analysis Results

Client Sample ID TWBD41506-04S-0623-510
Lab Sample ID 60196979011-R
Filename P150726A_12

IUPAC	Co-elutions	RT	Ratio	Concentration ng/Kg	EMPC ng/Kg	EML ng/Kg
193	180/193	---	---	ND	---	115
194		---	---	ND	---	86.3
195		---	---	ND	---	86.3
196		---	---	ND	---	86.3
197	197/200	---	---	ND	---	173
198	198/199	---	---	ND	---	173
199	198/199	---	---	ND	---	173
200	197/200	---	---	ND	---	173
201		---	---	ND	---	86.3
202		---	---	ND	---	86.3
203		---	---	ND	---	86.3
204		---	---	ND	---	86.3
205		---	---	ND	---	86.3
206		53.403	0.89	113	---	86.3
207		---	---	ND	---	86.3
208		---	---	ND	---	86.3
209		55.020	0.79	159	---	86.3

Conc = Concentration
EML =Method Specified Reporting Limit (1668A)
EMPC = Estimated Maximum Possible Concentration
A = Limit of Detection based on signal to noise
B = Less than 10 times higher than method blank level
R = Recovery outside of Method 1668A control limits
Nn = Value obtained from additional analyses

Results reported on a dry weight basis

ND = Not Detected
NA = Not Applicable
NC = Not Calculated
* = See Discussion
X = Outside QC Limits
RT = Retention Time
I = Interference
ng's = Nanograms

REPORT OF LABORATORY ANALYSIS

This report shall not be reproduced, except in full,
without the written consent of Pace Analytical Services, Inc.

Pace Analytical Services, Inc.
1700 Elm Street - Suite 200
Minneapolis, MN 55414

Tel: 612-607-1700
Fax: 612- 607-6444

Method 1668A Polychlorobiphenyl
Sample Analysis Results

Client Sample ID	TWBD41506-04S-0623-510
Lab Sample ID	60196979011-R
Filename	P150726A_12

Congener Group	Concentration ng/Kg
Total Monochloro Biphenyls	ND
Total Dichloro Biphenyls	ND
Total Trichloro Biphenyls	ND
Total Tetrachloro Biphenyls	ND
Total Pentachloro Biphenyls	ND
Total Hexachloro Biphenyls	ND
Total Heptachloro Biphenyls	ND
Total Octachloro Biphenyls	ND
Total Nonachloro Biphenyls	113
Decachloro Biphenyls	159
Total PCBs	273

ND = Not Detected
Results reported on a dry weight basis

REPORT OF LABORATORY ANALYSIS

This report shall not be reproduced, except in full,
without the written consent of Pace Analytical Services, Inc.

Pace Analytical Services, Inc.
1700 Elm Street - Suite 200
Minneapolis, MN 55414

Tel: 612-607-1700
Fax: 612- 607-6444

Method 1668A Polychlorobiphenyl Sample Analysis Results

Client - PACE Kansas

Client's Sample ID	TWBD41506-04S-0623-1015		
Lab Sample ID	60196979012-R		
Filename	P150726A_13		
Injected By	BAL		
Total Amount Extracted	10.3 g	Matrix	Solid
% Moisture	23.8	Dilution	5
Dry Weight Extracted	7.85 g	Collected	06/23/2015 13:00
ICAL ID	P150726A02	Received	06/25/2015 10:00
CCal Filename(s)	P150726A_01	Extracted	07/21/2015 23:15
Method Blank ID	BLANK-46141	Analyzed	07/26/2015 16:27

PCB Isomer	IUPAC	RT	Ratio	ng's Added	ng's Found	% Recovery
Labeled Analytes						
13C-2-MoCB	1	8.705	3.42	2.0	1.27	63
13C-4-MoCB	3	11.269	3.08	2.0	1.55	77
13C-2,2'-DiCB	4	11.568	1.59	2.0	1.27	63
13C-4,4'-DiCB	15	18.228	1.55	2.0	1.55	78
13C-2,2',6-TrCB	19	15.125	1.07	2.0	1.48	74
13C-3,4,4'-TrCB	37	25.781	1.10	2.0	1.88	94
13C-2,2',6,6'-TeCB	54	18.571	0.80	2.0	1.59	80
13C-3,4,4',5-TeCB	81	32.796	0.85	2.0	1.76	88
13C-3,3',4,4'-TeCB	77	33.383	0.81	2.0	1.69	85
13C-2,2',4,6,6'-PeCB	104	24.524	1.67	2.0	1.55	77
13C-2,3,3',4,4'-PeCB	105	36.960	1.58	2.0	2.07	103
13C-2,3,4,4',5-PeCB	114	36.322	1.70	2.0	1.81	91
13C-2,3',4,4',5-PeCB	118	35.786	1.65	2.0	1.90	95
13C-2,3',4,4',5'-PeCB	123	35.434	1.67	2.0	2.00	100
13C-3,3',4,4',5-PeCB	126	40.096	1.56	2.0	2.00	100
13C-2,2',4,4',6,6'-HxCB	155	30.465	1.29	2.0	1.45	73
13C-HxCB (156/157)	156/157	43.186	1.26	4.0	3.74	93
13C-2,3',4,4',5,5'-HxCB	167	42.013	1.30	2.0	1.98	99
13C-3,3',4,4',5,5'-HxCB	169	46.439	1.31	2.0	1.91	95
13C-2,2',3,4',5,6,6'-HpCB	188	36.339	1.05	2.0	1.28	64
13C-2,3,3',4,4',5,5'-HpCB	189	49.007	1.03	2.0	1.97	99
13C-2,2',3,3',5,5',6,6'-OcCB	202	41.778	0.93	2.0	1.52	76
13C-2,3,3',4,4',5,5',6-OcCB	205	51.594	0.95	2.0	1.62	81
13C-2,2',3,3',4,4',5,5',6-NoCB	206	53.361	0.84	2.0	1.40	70
13C-2,2',3,3',4,5,5',6,6'-NoCB	208	48.533	0.80	2.0	1.49	74
13C--DeCB	209	54.978	0.78	2.0	1.44	72
Cleanup Standards						
13C-2,4,4'-TrCB	28	21.539	1.12	2.0	2.30	115
13C-2,3,3',5,5'-PeCB	111	33.433	1.59	2.0	1.66	83
13C-2,2',3,3',5,5',6-HpCB	178	39.425	1.10	2.0	1.52	76
Recovery Standards						
13C-2,5-DiCB	9	13.855	1.69	2.0	NA	NA
13C-2,2',5,5'-TeCB	52	23.484	0.83	2.0	NA	NA
13C-2,2',4,5,5'-PeCB	101	30.683	1.76	2.0	NA	NA
13C-2,2',3,4,4',5'-HxCB	138	38.955	1.32	2.0	NA	NA
13C-2,2',3,3',4,4',5,5'-OcCB	194	51.141	0.97	2.0	NA	NA

Conc = Concentration
EML =Method Specified Reporting Limit (1668A)
EMPC = Estimated Maximum Possible Concentration
A = Limit of Detection based on signal to noise
B = Less than 10 times higher than method blank level
R = Recovery outside of Method 1668A control limits
Nn = Value obtained from additional analyses

Results reported on a dry weight basis

ND = Not Detected
NA = Not Applicable
NC = Not Calculated
* = See Discussion
X = Outside QC Limits
RT = Retention Time
I = Interference
ng's = Nanograms

REPORT OF LABORATORY ANALYSIS

This report shall not be reproduced, except in full,
without the written consent of Pace Analytical Services, Inc.

Pace Analytical Services, Inc.
1700 Elm Street - Suite 200
Minneapolis, MN 55414

Tel: 612-607-1700
Fax: 612- 607-6444

Method 1668A Polychlorobiphenyl
Sample Analysis Results

Client Sample ID TWBD41506-04S-0623-1015
Lab Sample ID 60196979012-R
Filename P150726A_13

IUPAC	Co-elutions	RT	Ratio	Concentration ng/Kg	EMPC ng/Kg	EML ng/Kg
1		---	---	ND	---	31.9
2		---	---	ND	---	31.9
3		---	---	ND	---	31.9
4		---	---	ND	---	31.9
5		---	---	ND	---	31.9
6		---	---	ND	---	31.9
7		---	---	ND	---	31.9
8		---	---	ND	---	31.9
9		---	---	ND	---	31.9
10		---	---	ND	---	31.9
11		---	---	ND	---	312
12	12/13	---	---	ND	---	63.7
13	12/13	---	---	ND	---	63.7
14		---	---	ND	---	31.9
15		---	---	ND	---	42.0
16		---	---	ND	---	31.9
17		---	---	ND	---	31.9
18	18/30	---	---	ND	---	63.7
19		---	---	ND	---	31.9
20	20/28	---	---	ND	---	164
21	21/33	---	---	ND	---	172
22		---	---	ND	---	121
23		---	---	ND	---	31.9
24		---	---	ND	---	31.9
25		---	---	ND	---	31.9
26	26/29	---	---	ND	---	63.7
27		---	---	ND	---	31.9
28	20/28	---	---	ND	---	164
29	26/29	---	---	ND	---	63.7
30	18/30	---	---	ND	---	63.7
31		---	---	ND	---	166
32		---	---	ND	---	31.9
33	21/33	---	---	ND	---	172
34		---	---	ND	---	31.9
35		---	---	ND	---	31.9
36		---	---	ND	---	31.9
37		---	---	ND	---	67.5
38		---	---	ND	---	31.9
39		---	---	ND	---	31.9
40	40/41/71	---	---	ND	---	191
41	40/41/71	---	---	ND	---	191
42		---	---	ND	---	63.7
43	43/73	---	---	ND	---	63.7
44	44/47/65	---	---	ND	---	191
45	45/51	---	---	ND	---	127
46		---	---	ND	---	63.7
47	44/47/65	---	---	ND	---	191
48		---	---	ND	---	63.7

Conc = Concentration
EML =Method Specified Reporting Limit (1668A)
EMPC = Estimated Maximum Possible Concentration
A = Limit of Detection based on signal to noise
B = Less than 10 times higher than method blank level
R = Recovery outside of Method 1668A control limits
Nn = Value obtained from additional analyses

Results reported on a dry weight basis

ND = Not Detected
NA = Not Applicable
NC = Not Calculated
* = See Discussion
X = Outside QC Limits
RT = Retention Time
I = Interference
ng's = Nanograms

REPORT OF LABORATORY ANALYSIS

This report shall not be reproduced, except in full,
without the written consent of Pace Analytical Services, Inc.

Pace Analytical Services, Inc.
1700 Elm Street - Suite 200
Minneapolis, MN 55414

Tel: 612-607-1700
Fax: 612- 607-6444

Method 1668A Polychlorobiphenyl
Sample Analysis Results

Client Sample ID TWBD41506-04S-0623-1015
Lab Sample ID 60196979012-R
Filename P150726A_13

IUPAC	Co-elutions	RT	Ratio	Concentration ng/Kg	EMPC ng/Kg	EML ng/Kg
49	49/69	---	---	ND	---	127
50	50/53	---	---	ND	---	127
51	45/51	---	---	ND	---	127
52		---	---	ND	---	196
53	50/53	---	---	ND	---	127
54		---	---	ND	---	63.7
55		---	---	ND	---	63.7
56		---	---	ND	---	63.7
57		---	---	ND	---	63.7
58		---	---	ND	---	63.7
59	59/62/75	---	---	ND	---	191
60		---	---	ND	---	63.7
61	61/70/74/76	---	---	ND	---	255
62	59/62/75	---	---	ND	---	191
63		---	---	ND	---	63.7
64		---	---	ND	---	63.7
65	44/47/65	---	---	ND	---	191
66		---	---	ND	---	107
67		---	---	ND	---	63.7
68		---	---	ND	---	63.7
69	49/69	---	---	ND	---	127
70	61/70/74/76	---	---	ND	---	255
71	40/41/71	---	---	ND	---	191
72		---	---	ND	---	63.7
73	43/73	---	---	ND	---	63.7
74	61/70/74/76	---	---	ND	---	255
75	59/62/75	---	---	ND	---	191
76	61/70/74/76	---	---	ND	---	255
77		---	---	ND	---	63.7
78		---	---	ND	---	63.7
79		---	---	ND	---	63.7
80		---	---	ND	---	63.7
81		---	---	ND	---	63.7
82		---	---	ND	---	63.7
83		---	---	ND	---	63.7
84		---	---	ND	---	63.7
85	85/116/117	---	---	ND	---	191
86	86/87/97/108/119/125	---	---	ND	---	382
87	86/87/97/108/119/125	---	---	ND	---	382
88	88/91	---	---	ND	---	127
89		---	---	ND	---	63.7
90	90/101/113	---	---	ND	---	191
91	88/91	---	---	ND	---	127
92		---	---	ND	---	63.7
93	93/98/100/102	---	---	ND	---	255
94		---	---	ND	---	63.7
95		---	---	ND	---	121
96		---	---	ND	---	63.7

Conc = Concentration
EML =Method Specified Reporting Limit (1668A)
EMPC = Estimated Maximum Possible Concentration
A = Limit of Detection based on signal to noise
B = Less than 10 times higher than method blank level
R = Recovery outside of Method 1668A control limits
Nn = Value obtained from additional analyses

Results reported on a dry weight basis

ND = Not Detected
NA = Not Applicable
NC = Not Calculated
* = See Discussion
X = Outside QC Limits
RT = Retention Time
I = Interference
ng's = Nanograms

REPORT OF LABORATORY ANALYSIS

This report shall not be reproduced, except in full,
without the written consent of Pace Analytical Services, Inc.

Pace Analytical Services, Inc.
1700 Elm Street - Suite 200
Minneapolis, MN 55414

Tel: 612-607-1700
Fax: 612- 607-6444

Method 1668A Polychlorobiphenyl
Sample Analysis Results

Client Sample ID TWBD41506-04S-0623-1015
Lab Sample ID 60196979012-R
Filename P150726A_13

IUPAC	Co-elutions	RT	Ratio	Concentration ng/Kg	EMPC ng/Kg	EML ng/Kg
97	86/87/97/108/119/125	---	---	ND	---	382
98	93/98/100/102	---	---	ND	---	255
99		---	---	ND	---	63.7
100	93/98/100/102	---	---	ND	---	255
101	90/101/113	---	---	ND	---	191
102	93/98/100/102	---	---	ND	---	255
103		---	---	ND	---	63.7
104		---	---	ND	---	63.7
105		---	---	ND	---	63.7
106		---	---	ND	---	63.7
107	107/124	---	---	ND	---	127
108	86/87/97/108/119/125	---	---	ND	---	382
109		---	---	ND	---	63.7
110	110/115	---	---	ND	---	127
111		---	---	ND	---	63.7
112		---	---	ND	---	63.7
113	90/101/113	---	---	ND	---	191
114		---	---	ND	---	63.7
115	110/115	---	---	ND	---	127
116	85/116/117	---	---	ND	---	191
117	85/116/117	---	---	ND	---	191
118		---	---	ND	---	81.5
119	86/87/97/108/119/125	---	---	ND	---	382
120		---	---	ND	---	63.7
121		---	---	ND	---	63.7
122		---	---	ND	---	63.7
123		---	---	ND	---	63.7
124	107/124	---	---	ND	---	127
125	86/87/97/108/119/125	---	---	ND	---	382
126		---	---	ND	---	63.7
127		---	---	ND	---	63.7
128	128/166	---	---	ND	---	127
129	129/138/163	---	---	ND	---	191
130		---	---	ND	---	63.7
131		---	---	ND	---	63.7
132		---	---	ND	---	63.7
133		---	---	ND	---	63.7
134	134/143	---	---	ND	---	127
135	135/151	---	---	ND	---	127
136		---	---	ND	---	63.7
137		---	---	ND	---	63.7
138	129/138/163	---	---	ND	---	191
139	139/140	---	---	ND	---	127
140	139/140	---	---	ND	---	127
141		---	---	ND	---	63.7
142		---	---	ND	---	63.7
143	134/143	---	---	ND	---	127
144		---	---	ND	---	63.7

Conc = Concentration
EML =Method Specified Reporting Limit (1668A)
EMPC = Estimated Maximum Possible Concentration
A = Limit of Detection based on signal to noise
B = Less than 10 times higher than method blank level
R = Recovery outside of Method 1668A control limits
Nn = Value obtained from additional analyses

Results reported on a dry weight basis

ND = Not Detected
NA = Not Applicable
NC = Not Calculated
* = See Discussion
X = Outside QC Limits
RT = Retention Time
I = Interference
ng's = Nanograms

REPORT OF LABORATORY ANALYSIS

This report shall not be reproduced, except in full,
without the written consent of Pace Analytical Services, Inc.

Pace Analytical Services, Inc.
1700 Elm Street - Suite 200
Minneapolis, MN 55414

Tel: 612-607-1700
Fax: 612- 607-6444

Method 1668A Polychlorobiphenyl
Sample Analysis Results

Client Sample ID TWBD41506-04S-0623-1015
Lab Sample ID 60196979012-R
Filename P150726A_13

IUPAC	Co-elutions	RT	Ratio	Concentration ng/Kg	EMPC ng/Kg	EML ng/Kg
145		---	---	ND	---	63.7
146		---	---	ND	---	63.7
147	147/149	---	---	ND	---	127
148		---	---	ND	---	63.7
149	147/149	---	---	ND	---	127
150		---	---	ND	---	63.7
151	135/151	---	---	ND	---	127
152		---	---	ND	---	63.7
153	153/168	---	---	ND	---	127
154		---	---	ND	---	63.7
155		---	---	ND	---	63.7
156	156/157	---	---	ND	---	127
157	156/157	---	---	ND	---	127
158		---	---	ND	---	63.7
159		---	---	ND	---	63.7
160		---	---	ND	---	63.7
161		---	---	ND	---	63.7
162		---	---	ND	---	63.7
163	129/138/163	---	---	ND	---	191
164		---	---	ND	---	63.7
165		---	---	ND	---	63.7
166	128/166	---	---	ND	---	127
167		---	---	ND	---	63.7
168	153/168	---	---	ND	---	127
169		---	---	ND	---	63.7
170		---	---	ND	---	63.7
171	171/173	---	---	ND	---	127
172		---	---	ND	---	63.7
173	171/173	---	---	ND	---	127
174		---	---	ND	---	63.7
175		---	---	ND	---	63.7
176		---	---	ND	---	63.7
177		---	---	ND	---	63.7
178		---	---	ND	---	63.7
179		---	---	ND	---	63.7
180	180/193	---	---	ND	---	127
181		---	---	ND	---	63.7
182		---	---	ND	---	63.7
183	183/185	---	---	ND	---	127
184		---	---	ND	---	63.7
185	183/185	---	---	ND	---	127
186		---	---	ND	---	63.7
187		---	---	ND	---	63.7
188		---	---	ND	---	63.7
189		---	---	ND	---	63.7
190		---	---	ND	---	63.7
191		---	---	ND	---	63.7
192		---	---	ND	---	63.7

Conc = Concentration
EML =Method Specified Reporting Limit (1668A)
EMPC = Estimated Maximum Possible Concentration
A = Limit of Detection based on signal to noise
B = Less than 10 times higher than method blank level
R = Recovery outside of Method 1668A control limits
Nn = Value obtained from additional analyses

Results reported on a dry weight basis

ND = Not Detected
NA = Not Applicable
NC = Not Calculated
* = See Discussion
X = Outside QC Limits
RT = Retention Time
I = Interference
ng's = Nanograms

REPORT OF LABORATORY ANALYSIS

This report shall not be reproduced, except in full,
without the written consent of Pace Analytical Services, Inc.

Pace Analytical Services, Inc.
1700 Elm Street - Suite 200
Minneapolis, MN 55414

Tel: 612-607-1700
Fax: 612- 607-6444

Method 1668A Polychlorobiphenyl
Sample Analysis Results

Client Sample ID TWBD41506-04S-0623-1015
Lab Sample ID 60196979012-R
Filename P150726A_13

IUPAC	Co-elutions	RT	Ratio	Concentration ng/Kg	EMPC ng/Kg	EML ng/Kg
193	180/193	---	---	ND	---	127
194		---	---	ND	---	95.6
195		---	---	ND	---	95.6
196		---	---	ND	---	95.6
197	197/200	---	---	ND	---	191
198	198/199	---	---	ND	---	191
199	198/199	---	---	ND	---	191
200	197/200	---	---	ND	---	191
201		---	---	ND	---	95.6
202		---	---	ND	---	95.6
203		---	---	ND	---	95.6
204		---	---	ND	---	95.6
205		---	---	ND	---	95.6
206		---	---	ND	---	95.6
207		---	---	ND	---	95.6
208		---	---	ND	---	95.6
209		---	---	ND	---	95.6

Conc = Concentration
EML =Method Specified Reporting Limit (1668A)
EMPC = Estimated Maximum Possible Concentration
A = Limit of Detection based on signal to noise
B = Less than 10 times higher than method blank level
R = Recovery outside of Method 1668A control limits
Nn = Value obtained from additional analyses

Results reported on a dry weight basis

ND = Not Detected
NA = Not Applicable
NC = Not Calculated
* = See Discussion
X = Outside QC Limits
RT = Retention Time
I = Interference
ng's = Nanograms

REPORT OF LABORATORY ANALYSIS

This report shall not be reproduced, except in full,
without the written consent of Pace Analytical Services, Inc.

Pace Analytical Services, Inc.
1700 Elm Street - Suite 200
Minneapolis, MN 55414

Tel: 612-607-1700
Fax: 612- 607-6444

Method 1668A Polychlorobiphenyl
Sample Analysis Results

Client Sample ID	TWBD41506-04S-0623-1015
Lab Sample ID	60196979012-R
Filename	P150726A_13

Congener Group	Concentration ng/Kg
Total Monochloro Biphenyls	ND
Total Dichloro Biphenyls	ND
Total Trichloro Biphenyls	ND
Total Tetrachloro Biphenyls	ND
Total Pentachloro Biphenyls	ND
Total Hexachloro Biphenyls	ND
Total Heptachloro Biphenyls	ND
Total Octachloro Biphenyls	ND
Total Nonachloro Biphenyls	ND
Decachloro Biphenyls	ND
Total PCBs	ND

ND = Not Detected
Results reported on a dry weight basis

REPORT OF LABORATORY ANALYSIS

This report shall not be reproduced, except in full,
without the written consent of Pace Analytical Services, Inc.

Pace Analytical Services, Inc.
1700 Elm Street - Suite 200
Minneapolis, MN 55414

Tel: 612-607-1700
Fax: 612- 607-6444

Method 1668A Polychlorobiphenyl
Blank Analysis Results

Lab Sample ID	BLANK-45871		
Filename	P150702B_06		
Injected By	BAL	Matrix	Solid
Total Amount Extracted	10.0 g	Extracted	06/29/2015 15:00
ICAL ID	P150702B02	Analyzed	07/03/2015 06:34
CCal Filename(s)	P150702B_01	Dilution	5

PCB Isomer	IUPAC	RT	Ratio	ng's Added	ng's Found	% Recovery
Labeled Analytes						
13C-2-MoCB	1	8.753	3.35	2.0	1.97	98
13C-4-MoCB	3	11.317	2.97	2.0	2.26	113
13C-2,2'-DiCB	4	11.605	1.71	2.0	1.70	85
13C-4,4'-DiCB	15	18.302	1.66	2.0	1.72	86
13C-2,2',6-TrCB	19	15.174	1.02	2.0	1.76	88
13C-3,4,4'-TrCB	37	25.889	1.08	2.0	1.69	85
13C-2,2',6,6'-TeCB	54	18.628	0.81	2.0	1.63	81
13C-3,4,4',5-TeCB	81	32.921	0.84	2.0	1.55	78
13C-3,3',4,4'-TeCB	77	33.508	0.79	2.0	1.42	71
13C-2,2',4,6,6'-PeCB	104	24.564	1.50	2.0	1.70	85
13C-2,3,3',4,4'-PeCB	105	37.085	1.66	2.0	1.56	78
13C-2,3,4,4',5-PeCB	114	36.431	1.73	2.0	1.38	69
13C-2,3',4,4',5-PeCB	118	35.895	1.73	2.0	1.59	79
13C-2,3',4,4',5'-PeCB	123	35.542	1.59	2.0	1.58	79
13C-3,3',4,4',5-PeCB	126	40.238	1.64	2.0	1.36	68
13C-2,2',4,4',6,6'-HxCB	155	30.523	1.22	2.0	1.97	98
13C-HxCB (156/157)	156/157	43.329	1.30	4.0	3.13	78
13C-2,3',4,4',5,5'-HxCB	167	42.121	1.30	2.0	1.61	81
13C-3,3',4,4',5,5'-HxCB	169	46.582	1.40	2.0	1.32	66
13C-2,2',3,4',5,6,6'-HpCB	188	36.415	1.19	2.0	2.31	116
13C-2,3,3',4,4',5,5'-HpCB	189	49.144	1.05	2.0	2.01	100
13C-2,2',3,3',5,5',6,6'-OcCB	202	41.870	0.95	2.0	2.43	122
13C-2,3,3',4,4',5,5',6-OcCB	205	51.730	0.93	2.0	1.80	90
13C-2,2',3,3',4,4',5,5',6-NoCB	206	53.455	0.83	2.0	1.81	90
13C-2,2',3,3',4,5,5',6,6'-NoCB	208	48.626	0.84	2.0	2.16	108
13C--DeCB	209	55.093	0.77	2.0	2.25	113
Cleanup Standards						
13C-2,4,4'-TrCB	28	21.613	1.16	2.0	2.04	102
13C-2,3,3',5,5'-PeCB	111	33.525	1.68	2.0	1.47	74
13C-2,2',3,3',5,5',6-HpCB	178	39.500	1.09	2.0	1.63	82
Recovery Standards						
13C-2,5-DiCB	9	13.892	1.59	2.0	NA	NA
13C-2,2',5,5'-TeCB	52	23.575	0.84	2.0	NA	NA
13C-2,2',4,5,5'-PeCB	101	30.774	1.58	2.0	NA	NA
13C-2,2',3,4,4',5'-HxCB	138	39.064	1.29	2.0	NA	NA
13C-2,2',3,3',4,4',5,5'-OcCB	194	51.256	1.00	2.0	NA	NA

Conc = Concentration
EML =Method Specified Reporting Limit (1668A)
EMPC = Estimated Maximum Possible Concentration
A = Limit of Detection based on signal to noise
B = Less than 10 times higher than method blank level
R = Recovery outside of Method 1668A control limits
Nn = Value obtained from additional analyses

Results reported on a total weight basis

ND = Not Detected
NA = Not Applicable
NC = Not Calculated
* = See Discussion
X = Outside QC Limits
RT = Retention Time
I = Interference
ng's = Nanograms

REPORT OF LABORATORY ANALYSIS

This report shall not be reproduced, except in full,
without the written consent of Pace Analytical Services, Inc.

Pace Analytical Services, Inc.
1700 Elm Street - Suite 200
Minneapolis, MN 55414

Tel: 612-607-1700
Fax: 612- 607-6444

Method 1668A Polychlorobiphenyl
Blank Analysis Results

Lab Sample ID BLANK-45871
Filename P150702B_06

IUPAC	Co-elutions	RT	Ratio	Concentration ng/Kg	EMPC ng/Kg	EML ng/Kg
1		---	---	ND	---	25.0
2		---	---	ND	---	25.0
3		---	---	ND	---	25.0
4		---	---	ND	---	25.0
5		---	---	ND	---	25.0
6		---	---	ND	---	25.0
7		---	---	ND	---	25.0
8		---	---	ND	---	25.0
9		---	---	ND	---	25.0
10		---	---	ND	---	25.0
11		---	---	ND	---	245
12	12/13	---	---	ND	---	50.0
13	12/13	---	---	ND	---	50.0
14		---	---	ND	---	25.0
15		---	---	ND	---	25.0
16		---	---	ND	---	25.0
17		---	---	ND	---	25.0
18	18/30	---	---	ND	---	50.0
19		---	---	ND	---	25.0
20	20/28	---	---	ND	---	129
21	21/33	---	---	ND	---	135
22		---	---	ND	---	95.0
23		---	---	ND	---	25.0
24		---	---	ND	---	25.0
25		---	---	ND	---	25.0
26	26/29	---	---	ND	---	50.0
27		---	---	ND	---	25.0
28	20/28	---	---	ND	---	129
29	26/29	---	---	ND	---	50.0
30	18/30	---	---	ND	---	50.0
31		---	---	ND	---	130
32		---	---	ND	---	25.0
33	21/33	---	---	ND	---	135
34		---	---	ND	---	25.0
35		---	---	ND	---	25.0
36		---	---	ND	---	25.0
37		---	---	ND	---	53.0
38		---	---	ND	---	25.0
39		---	---	ND	---	25.0
40	40/41/71	---	---	ND	---	150
41	40/41/71	---	---	ND	---	150
42		---	---	ND	---	50.0
43	43/73	---	---	ND	---	50.0
44	44/47/65	---	---	ND	---	150
45	45/51	---	---	ND	---	100

Conc = Concentration
EML =Method Specified Reporting Limit (1668A)
EMPC = Estimated Maximum Possible Concentration
A = Limit of Detection based on signal to noise
B = Less than 10 times higher than method blank level
R = Recovery outside of Method 1668A control limits
ng/L = Nanograms per liter

ND = Not Detected
NA = Not Applicable
NC = Not Calculated
* = See Discussion
X = Outside QC Limits
RT = Retention Time
I = Interference

Results reported on a total weight basis

REPORT OF LABORATORY ANALYSIS

This report shall not be reproduced, except in full,
without the written consent of Pace Analytical Services, Inc.

Pace Analytical Services, Inc.
1700 Elm Street - Suite 200
Minneapolis, MN 55414

Tel: 612-607-1700
Fax: 612- 607-6444

Method 1668A Polychlorobiphenyl
Blank Analysis Results

Lab Sample ID BLANK-45871
Filename P150702B_06

IUPAC	Co-elutions	RT	Ratio	Concentration ng/Kg	EMPC ng/Kg	EML ng/Kg
46		---	---	ND	---	50.0
47	44/47/65	---	---	ND	---	150
48		---	---	ND	---	50.0
49	49/69	---	---	ND	---	100
50	50/53	---	---	ND	---	100
51	45/51	---	---	ND	---	100
52		---	---	ND	---	154
53	50/53	---	---	ND	---	100
54		---	---	ND	---	50.0
55		---	---	ND	---	50.0
56		---	---	ND	---	50.0
57		---	---	ND	---	50.0
58		---	---	ND	---	50.0
59	59/62/75	---	---	ND	---	150
60		---	---	ND	---	50.0
61	61/70/74/76	---	---	ND	---	200
62	59/62/75	---	---	ND	---	150
63		---	---	ND	---	50.0
64		---	---	ND	---	50.0
65	44/47/65	---	---	ND	---	150
66		---	---	ND	---	84.0
67		---	---	ND	---	50.0
68		---	---	ND	---	50.0
69	49/69	---	---	ND	---	100
70	61/70/74/76	---	---	ND	---	200
71	40/41/71	---	---	ND	---	150
72		---	---	ND	---	50.0
73	43/73	---	---	ND	---	50.0
74	61/70/74/76	---	---	ND	---	200
75	59/62/75	---	---	ND	---	150
76	61/70/74/76	---	---	ND	---	200
77		---	---	ND	---	50.0
78		---	---	ND	---	50.0
79		---	---	ND	---	50.0
80		---	---	ND	---	50.0
81		---	---	ND	---	50.0
82		---	---	ND	---	50.0
83		---	---	ND	---	50.0
84		---	---	ND	---	50.0
85	85/116/117	---	---	ND	---	150
86	86/87/97/108/119/125	---	---	ND	---	300
87	86/87/97/108/119/125	---	---	ND	---	300
88	88/91	---	---	ND	---	100
89		---	---	ND	---	50.0
90	90/101/113	---	---	ND	---	150

Conc = Concentration
EML =Method Specified Reporting Limit (1668A)
EMPC = Estimated Maximum Possible Concentration
A = Limit of Detection based on signal to noise
B = Less than 10 times higher than method blank level
R = Recovery outside of Method 1668A control limits
ng/L = Nanograms per liter

ND = Not Detected
NA = Not Applicable
NC = Not Calculated
* = See Discussion
X = Outside QC Limits
RT = Retention Time
I = Interference

Results reported on a total weight basis

REPORT OF LABORATORY ANALYSIS

This report shall not be reproduced, except in full,
without the written consent of Pace Analytical Services, Inc.

Pace Analytical Services, Inc.
1700 Elm Street - Suite 200
Minneapolis, MN 55414

Tel: 612-607-1700
Fax: 612- 607-6444

Method 1668A Polychlorobiphenyl
Blank Analysis Results

Lab Sample ID BLANK-45871
Filename P150702B_06

IUPAC	Co-elutions	RT	Ratio	Concentration ng/Kg	EMPC ng/Kg	EML ng/Kg
91	88/91	---	---	ND	---	100
92		---	---	ND	---	50.0
93	93/98/100/102	---	---	ND	---	200
94		---	---	ND	---	50.0
95		---	---	ND	---	95.0
96		---	---	ND	---	50.0
97	86/87/97/108/119/125	---	---	ND	---	300
98	93/98/100/102	---	---	ND	---	200
99		---	---	ND	---	50.0
100	93/98/100/102	---	---	ND	---	200
101	90/101/113	---	---	ND	---	150
102	93/98/100/102	---	---	ND	---	200
103		---	---	ND	---	50.0
104		---	---	ND	---	50.0
105		---	---	ND	---	50.0
106		---	---	ND	---	50.0
107	107/124	---	---	ND	---	100
108	86/87/97/108/119/125	---	---	ND	---	300
109		---	---	ND	---	50.0
110	110/115	---	---	ND	---	100
111		---	---	ND	---	50.0
112		---	---	ND	---	50.0
113	90/101/113	---	---	ND	---	150
114		---	---	ND	---	50.0
115	110/115	---	---	ND	---	100
116	85/116/117	---	---	ND	---	150
117	85/116/117	---	---	ND	---	150
118		---	---	ND	---	64.0
119	86/87/97/108/119/125	---	---	ND	---	300
120		---	---	ND	---	50.0
121		---	---	ND	---	50.0
122		---	---	ND	---	50.0
123		---	---	ND	---	50.0
124	107/124	---	---	ND	---	100
125	86/87/97/108/119/125	---	---	ND	---	300
126		---	---	ND	---	50.0
127		---	---	ND	---	50.0
128	128/166	---	---	ND	---	100
129	129/138/163	---	---	ND	---	150
130		---	---	ND	---	50.0
131		---	---	ND	---	50.0
132		---	---	ND	---	50.0
133		---	---	ND	---	50.0
134	134/143	---	---	ND	---	100
135	135/151	---	---	ND	---	100

Conc = Concentration
EML =Method Specified Reporting Limit (1668A)
EMPC = Estimated Maximum Possible Concentration
A = Limit of Detection based on signal to noise
B = Less than 10 times higher than method blank level
R = Recovery outside of Method 1668A control limits
ng/L = Nanograms per liter

ND = Not Detected
NA = Not Applicable
NC = Not Calculated
* = See Discussion
X = Outside QC Limits
RT = Retention Time
I = Interference

Results reported on a total weight basis

REPORT OF LABORATORY ANALYSIS

This report shall not be reproduced, except in full,
without the written consent of Pace Analytical Services, Inc.

Pace Analytical Services, Inc.
1700 Elm Street - Suite 200
Minneapolis, MN 55414

Tel: 612-607-1700
Fax: 612- 607-6444

Method 1668A Polychlorobiphenyl
Blank Analysis Results

Lab Sample ID BLANK-45871
Filename P150702B_06

IUPAC	Co-elutions	RT	Ratio	Concentration ng/Kg	EMPC ng/Kg	EML ng/Kg
136		---	---	ND	---	50.0
137		---	---	ND	---	50.0
138	129/138/163	---	---	ND	---	150
139	139/140	---	---	ND	---	100
140	139/140	---	---	ND	---	100
141		---	---	ND	---	50.0
142		---	---	ND	---	50.0
143	134/143	---	---	ND	---	100
144		---	---	ND	---	50.0
145		---	---	ND	---	50.0
146		---	---	ND	---	50.0
147	147/149	---	---	ND	---	100
148		---	---	ND	---	50.0
149	147/149	---	---	ND	---	100
150		---	---	ND	---	50.0
151	135/151	---	---	ND	---	100
152		---	---	ND	---	50.0
153	153/168	---	---	ND	---	100
154		---	---	ND	---	50.0
155		---	---	ND	---	50.0
156	156/157	---	---	ND	---	100
157	156/157	---	---	ND	---	100
158		---	---	ND	---	50.0
159		---	---	ND	---	50.0
160		---	---	ND	---	50.0
161		---	---	ND	---	50.0
162		---	---	ND	---	50.0
163	129/138/163	---	---	ND	---	150
164		---	---	ND	---	50.0
165		---	---	ND	---	50.0
166	128/166	---	---	ND	---	100
167		---	---	ND	---	50.0
168	153/168	---	---	ND	---	100
169		---	---	ND	---	50.0
170		---	---	ND	---	50.0
171	171/173	---	---	ND	---	100
172		---	---	ND	---	50.0
173	171/173	---	---	ND	---	100
174		---	---	ND	---	50.0
175		---	---	ND	---	50.0
176		---	---	ND	---	50.0
177		---	---	ND	---	50.0
178		---	---	ND	---	50.0
179		---	---	ND	---	50.0
180	180/193	---	---	ND	---	100

Conc = Concentration
EML =Method Specified Reporting Limit (1668A)
EMPC = Estimated Maximum Possible Concentration
A = Limit of Detection based on signal to noise
B = Less than 10 times higher than method blank level
R = Recovery outside of Method 1668A control limits
ng/L = Nanograms per liter

ND = Not Detected
NA = Not Applicable
NC = Not Calculated
* = See Discussion
X = Outside QC Limits
RT = Retention Time
I = Interference

Results reported on a total weight basis

REPORT OF LABORATORY ANALYSIS

This report shall not be reproduced, except in full,
without the written consent of Pace Analytical Services, Inc.

Pace Analytical Services, Inc.
1700 Elm Street - Suite 200
Minneapolis, MN 55414

Tel: 612-607-1700
Fax: 612- 607-6444

Method 1668A Polychlorobiphenyl
Blank Analysis Results

Lab Sample ID BLANK-45871
Filename P150702B_06

IUPAC	Co-elutions	RT	Ratio	Concentration ng/Kg	EMPC ng/Kg	EML ng/Kg
181		---	---	ND	---	50.0
182		---	---	ND	---	50.0
183	183/185	---	---	ND	---	100
184		---	---	ND	---	50.0
185	183/185	---	---	ND	---	100
186		---	---	ND	---	50.0
187		---	---	ND	---	50.0
188		---	---	ND	---	50.0
189		---	---	ND	---	50.0
190		---	---	ND	---	50.0
191		---	---	ND	---	50.0
192		---	---	ND	---	50.0
193	180/193	---	---	ND	---	100
194		---	---	ND	---	75.0
195		---	---	ND	---	75.0
196		---	---	ND	---	75.0
197	197/200	---	---	ND	---	150
198	198/199	---	---	ND	---	150
199	198/199	---	---	ND	---	150
200	197/200	---	---	ND	---	150
201		---	---	ND	---	75.0
202		---	---	ND	---	75.0
203		---	---	ND	---	75.0
204		---	---	ND	---	75.0
205		---	---	ND	---	75.0
206		---	---	ND	---	75.0
207		---	---	ND	---	75.0
208		---	---	ND	---	75.0
209		---	---	ND	---	75.0

Conc = Concentration
EML =Method Specified Reporting Limit (1668A)
EMPC = Estimated Maximum Possible Concentration
A = Limit of Detection based on signal to noise
B = Less than 10 times higher than method blank level
R = Recovery outside of Method 1668A control limits
ng/L = Nanograms per liter

ND = Not Detected
NA = Not Applicable
NC = Not Calculated
* = See Discussion
X = Outside QC Limits
RT = Retention Time
I = Interference

Results reported on a total weight basis

REPORT OF LABORATORY ANALYSIS

This report shall not be reproduced, except in full,
without the written consent of Pace Analytical Services, Inc.

Pace Analytical Services, Inc.
1700 Elm Street - Suite 200
Minneapolis, MN 55414

Tel: 612-607-1700
Fax: 612- 607-6444

Method 1668A Polychlorobiphenyl
Blank Analysis Results

Client Sample ID	CBLKMQ
Lab Sample ID	BLANK-45871
Filename	P150702B_06

Congener Group	Concentration ng/Kg
Total Monochloro Biphenyls	ND
Total Dichloro Biphenyls	ND
Total Trichloro Biphenyls	ND
Total Tetrachloro Biphenyls	ND
Total Pentachloro Biphenyls	ND
Total Hexachloro Biphenyls	ND
Total Heptachloro Biphenyls	ND
Total Octachloro Biphenyls	ND
Total Nonachloro Biphenyls	ND
Decachloro Biphenyls	ND
Total PCBs	ND

ND = Not Detected
Results reported on a total weight basis

REPORT OF LABORATORY ANALYSIS

This report shall not be reproduced, except in full,
without the written consent of Pace Analytical Services, Inc.

Pace Analytical Services, Inc.
1700 Elm Street - Suite 200
Minneapolis, MN 55414

Tel: 612-607-1700
Fax: 612- 607-6444

Method 1668A Polychlorobiphenyl
Blank Analysis Results

Lab Sample ID	BLANK-46141		
Filename	P150726A_06		
Injected By	BAL	Matrix	Solid
Total Amount Extracted	11.5 g	Extracted	07/21/2015 23:15
ICAL ID	P150726A02	Analyzed	07/26/2015 09:35
CCal Filename(s)	P150726A_01	Dilution	5

PCB Isomer	IUPAC	RT	Ratio	ng's Added	ng's Found	% Recovery
Labeled Analytes						
13C-2-MoCB	1	8.681	2.90	2.0	1.26	63
13C-4-MoCB	3	11.257	3.58	2.0	1.38	69
13C-2,2'-DiCB	4	11.544	1.65	2.0	1.22	61
13C-4,4'-DiCB	15	18.215	1.64	2.0	1.45	73
13C-2,2',6-TrCB	19	15.112	1.05	2.0	1.23	61
13C-3,4,4'-TrCB	37	25.781	1.11	2.0	1.63	81
13C-2,2',6,6'-TeCB	54	18.553	0.81	2.0	1.37	69
13C-3,4,4',5-TeCB	81	32.795	0.81	2.0	1.51	76
13C-3,3',4,4'-TeCB	77	33.348	0.82	2.0	1.52	76
13C-2,2',4,6,6'-PeCB	104	24.506	1.60	2.0	1.40	70
13C-2,3,3',4,4'-PeCB	105	36.959	1.64	2.0	1.59	80
13C-2,3,4,4',5-PeCB	114	36.322	1.67	2.0	1.48	74
13C-2,3',4,4',5-PeCB	118	35.768	1.64	2.0	1.65	83
13C-2,3',4,4',5'-PeCB	123	35.433	1.62	2.0	1.64	82
13C-3,3',4,4',5-PeCB	126	40.095	1.67	2.0	1.50	75
13C-2,2',4,4',6,6'-HxCB	155	30.464	1.25	2.0	1.41	71
13C-HxCB (156/157)	156/157	43.169	1.31	4.0	3.17	79
13C-2,3',4,4',5,5'-HxCB	167	42.012	1.24	2.0	1.78	89
13C-3,3',4,4',5,5'-HxCB	169	46.422	1.25	2.0	1.61	80
13C-2,2',3,4',5,6,6'-HpCB	188	36.322	1.10	2.0	1.24	62
13C-2,3,3',4,4',5,5'-HpCB	189	48.985	1.03	2.0	1.76	88
13C-2,2',3,3',5,5',6,6'-OcCB	202	41.760	0.91	2.0	1.46	73
13C-2,3,3',4,4',5,5',6-OcCB	205	51.571	0.93	2.0	1.46	73
13C-2,2',3,3',4,4',5,5',6-NoCB	206	53.339	0.75	2.0	1.24	62
13C-2,2',3,3',4,5,5',6,6'-NoCB	208	48.533	0.88	2.0	1.37	69
13C--DeCB	209	54.977	0.86	2.0	1.18	65
Cleanup Standards						
13C-2,4,4'-TrCB	28	21.538	1.09	2.0	1.99	100
13C-2,3,3',5,5'-PeCB	111	33.415	1.59	2.0	1.34	67
13C-2,2',3,3',5,5',6-HpCB	178	39.407	1.16	2.0	1.36	68
Recovery Standards						
13C-2,5-DiCB	9	13.842	1.53	2.0	NA	NA
13C-2,2',5,5'-TeCB	52	23.483	0.89	2.0	NA	NA
13C-2,2',4,5,5'-PeCB	101	30.665	1.62	2.0	NA	NA
13C-2,2',3,4,4',5'-HxCB	138	38.938	1.32	2.0	NA	NA
13C-2,2',3,3',4,4',5,5'-OcCB	194	51.097	0.96	2.0	NA	NA

Conc = Concentration
EML =Method Specified Reporting Limit (1668A)
EMPC = Estimated Maximum Possible Concentration
A = Limit of Detection based on signal to noise
B = Less than 10 times higher than method blank level
R = Recovery outside of Method 1668A control limits
Nn = Value obtained from additional analyses

Results reported on a total weight basis

ND = Not Detected
NA = Not Applicable
NC = Not Calculated
* = See Discussion
X = Outside QC Limits
RT = Retention Time
I = Interference
ng's = Nanograms

REPORT OF LABORATORY ANALYSIS

This report shall not be reproduced, except in full,
without the written consent of Pace Analytical Services, Inc.

Pace Analytical Services, Inc.
1700 Elm Street - Suite 200
Minneapolis, MN 55414

Tel: 612-607-1700
Fax: 612- 607-6444

Method 1668A Polychlorobiphenyl
Blank Analysis Results

Lab Sample ID BLANK-46141
Filename P150726A_06

IUPAC	Co-elutions	RT	Ratio	Concentration ng/Kg	EMPC ng/Kg	EML ng/Kg
1		---	---	ND	---	21.7
2		---	---	ND	---	21.7
3		---	---	ND	---	21.7
4		---	---	ND	---	21.7
5		---	---	ND	---	21.7
6		---	---	ND	---	21.7
7		---	---	ND	---	21.7
8		---	---	ND	---	21.7
9		---	---	ND	---	21.7
10		---	---	ND	---	21.7
11		---	---	ND	---	213
12	12/13	---	---	ND	---	43.5
13	12/13	---	---	ND	---	43.5
14		---	---	ND	---	21.7
15		---	---	ND	---	21.7
16		---	---	ND	---	21.7
17		---	---	ND	---	21.7
18	18/30	---	---	ND	---	43.5
19		---	---	ND	---	21.7
20	20/28	---	---	ND	---	112
21	21/33	---	---	ND	---	117
22		---	---	ND	---	82.6
23		---	---	ND	---	21.7
24		---	---	ND	---	21.7
25		---	---	ND	---	21.7
26	26/29	---	---	ND	---	43.5
27		---	---	ND	---	21.7
28	20/28	---	---	ND	---	112
29	26/29	---	---	ND	---	43.5
30	18/30	---	---	ND	---	43.5
31		---	---	ND	---	113
32		---	---	ND	---	21.7
33	21/33	---	---	ND	---	117
34		---	---	ND	---	21.7
35		---	---	ND	---	21.7
36		---	---	ND	---	21.7
37		---	---	ND	---	46.1
38		---	---	ND	---	21.7
39		---	---	ND	---	21.7
40	40/41/71	---	---	ND	---	130
41	40/41/71	---	---	ND	---	130
42		---	---	ND	---	43.5
43	43/73	---	---	ND	---	43.5
44	44/47/65	---	---	ND	---	130
45	45/51	---	---	ND	---	87.0

Conc = Concentration
EML =Method Specified Reporting Limit (1668A)
EMPC = Estimated Maximum Possible Concentration
A = Limit of Detection based on signal to noise
B = Less than 10 times higher than method blank level
R = Recovery outside of Method 1668A control limits
ng/L = Nanograms per liter

ND = Not Detected
NA = Not Applicable
NC = Not Calculated
* = See Discussion
X = Outside QC Limits
RT = Retention Time
I = Interference

Results reported on a total weight basis

REPORT OF LABORATORY ANALYSIS

This report shall not be reproduced, except in full,
without the written consent of Pace Analytical Services, Inc.

Pace Analytical Services, Inc.
1700 Elm Street - Suite 200
Minneapolis, MN 55414

Tel: 612-607-1700
Fax: 612- 607-6444

Method 1668A Polychlorobiphenyl
Blank Analysis Results

Lab Sample ID BLANK-46141
Filename P150726A_06

IUPAC	Co-elutions	RT	Ratio	Concentration ng/Kg	EMPC ng/Kg	EML ng/Kg
46		---	---	ND	---	43.5
47	44/47/65	---	---	ND	---	130
48		---	---	ND	---	43.5
49	49/69	---	---	ND	---	87.0
50	50/53	---	---	ND	---	87.0
51	45/51	---	---	ND	---	87.0
52		---	---	ND	---	134
53	50/53	---	---	ND	---	87.0
54		---	---	ND	---	43.5
55		---	---	ND	---	43.5
56		---	---	ND	---	43.5
57		---	---	ND	---	43.5
58		---	---	ND	---	43.5
59	59/62/75	---	---	ND	---	130
60		---	---	ND	---	43.5
61	61/70/74/76	---	---	ND	---	174
62	59/62/75	---	---	ND	---	130
63		---	---	ND	---	43.5
64		---	---	ND	---	43.5
65	44/47/65	---	---	ND	---	130
66		---	---	ND	---	73.0
67		---	---	ND	---	43.5
68		---	---	ND	---	43.5
69	49/69	---	---	ND	---	87.0
70	61/70/74/76	---	---	ND	---	174
71	40/41/71	---	---	ND	---	130
72		---	---	ND	---	43.5
73	43/73	---	---	ND	---	43.5
74	61/70/74/76	---	---	ND	---	174
75	59/62/75	---	---	ND	---	130
76	61/70/74/76	---	---	ND	---	174
77		---	---	ND	---	43.5
78		---	---	ND	---	43.5
79		---	---	ND	---	43.5
80		---	---	ND	---	43.5
81		---	---	ND	---	43.5
82		---	---	ND	---	43.5
83		---	---	ND	---	43.5
84		---	---	ND	---	43.5
85	85/116/117	---	---	ND	---	130
86	86/87/97/108/119/125	---	---	ND	---	261
87	86/87/97/108/119/125	---	---	ND	---	261
88	88/91	---	---	ND	---	87.0
89		---	---	ND	---	43.5
90	90/101/113	---	---	ND	---	130

Conc = Concentration
EML =Method Specified Reporting Limit (1668A)
EMPC = Estimated Maximum Possible Concentration
A = Limit of Detection based on signal to noise
B = Less than 10 times higher than method blank level
R = Recovery outside of Method 1668A control limits
ng/L = Nanograms per liter

ND = Not Detected
NA = Not Applicable
NC = Not Calculated
* = See Discussion
X = Outside QC Limits
RT = Retention Time
I = Interference

Results reported on a total weight basis

REPORT OF LABORATORY ANALYSIS

This report shall not be reproduced, except in full,
without the written consent of Pace Analytical Services, Inc.

Pace Analytical Services, Inc.
1700 Elm Street - Suite 200
Minneapolis, MN 55414

Tel: 612-607-1700
Fax: 612- 607-6444

Method 1668A Polychlorobiphenyl
Blank Analysis Results

Lab Sample ID BLANK-46141
Filename P150726A_06

IUPAC	Co-elutions	RT	Ratio	Concentration ng/Kg	EMPC ng/Kg	EML ng/Kg
91	88/91	---	---	ND	---	87.0
92		---	---	ND	---	43.5
93	93/98/100/102	---	---	ND	---	174
94		---	---	ND	---	43.5
95		---	---	ND	---	82.6
96		---	---	ND	---	43.5
97	86/87/97/108/119/125	---	---	ND	---	261
98	93/98/100/102	---	---	ND	---	174
99		---	---	ND	---	43.5
100	93/98/100/102	---	---	ND	---	174
101	90/101/113	---	---	ND	---	130
102	93/98/100/102	---	---	ND	---	174
103		---	---	ND	---	43.5
104		---	---	ND	---	43.5
105		---	---	ND	---	43.5
106		---	---	ND	---	43.5
107	107/124	---	---	ND	---	87.0
108	86/87/97/108/119/125	---	---	ND	---	261
109		---	---	ND	---	43.5
110	110/115	---	---	ND	---	87.0
111		---	---	ND	---	43.5
112		---	---	ND	---	43.5
113	90/101/113	---	---	ND	---	130
114		---	---	ND	---	43.5
115	110/115	---	---	ND	---	87.0
116	85/116/117	---	---	ND	---	130
117	85/116/117	---	---	ND	---	130
118		---	---	ND	---	55.7
119	86/87/97/108/119/125	---	---	ND	---	261
120		---	---	ND	---	43.5
121		---	---	ND	---	43.5
122		---	---	ND	---	43.5
123		---	---	ND	---	43.5
124	107/124	---	---	ND	---	87.0
125	86/87/97/108/119/125	---	---	ND	---	261
126		---	---	ND	---	43.5
127		---	---	ND	---	43.5
128	128/166	---	---	ND	---	87.0
129	129/138/163	---	---	ND	---	130
130		---	---	ND	---	43.5
131		---	---	ND	---	43.5
132		---	---	ND	---	43.5
133		---	---	ND	---	43.5
134	134/143	---	---	ND	---	87.0
135	135/151	---	---	ND	---	87.0

Conc = Concentration
EML =Method Specified Reporting Limit (1668A)
EMPC = Estimated Maximum Possible Concentration
A = Limit of Detection based on signal to noise
B = Less than 10 times higher than method blank level
R = Recovery outside of Method 1668A control limits
ng/L = Nanograms per liter

ND = Not Detected
NA = Not Applicable
NC = Not Calculated
* = See Discussion
X = Outside QC Limits
RT = Retention Time
I = Interference

Results reported on a total weight basis

REPORT OF LABORATORY ANALYSIS

This report shall not be reproduced, except in full,
without the written consent of Pace Analytical Services, Inc.

Pace Analytical Services, Inc.
1700 Elm Street - Suite 200
Minneapolis, MN 55414

Tel: 612-607-1700
Fax: 612- 607-6444

Method 1668A Polychlorobiphenyl
Blank Analysis Results

Lab Sample ID BLANK-46141
Filename P150726A_06

IUPAC	Co-elutions	RT	Ratio	Concentration ng/Kg	EMPC ng/Kg	EML ng/Kg
136		---	---	ND	---	43.5
137		---	---	ND	---	43.5
138	129/138/163	---	---	ND	---	130
139	139/140	---	---	ND	---	87.0
140	139/140	---	---	ND	---	87.0
141		---	---	ND	---	43.5
142		---	---	ND	---	43.5
143	134/143	---	---	ND	---	87.0
144		---	---	ND	---	43.5
145		---	---	ND	---	43.5
146		---	---	ND	---	43.5
147	147/149	---	---	ND	---	87.0
148		---	---	ND	---	43.5
149	147/149	---	---	ND	---	87.0
150		---	---	ND	---	43.5
151	135/151	---	---	ND	---	87.0
152		---	---	ND	---	43.5
153	153/168	---	---	ND	---	87.0
154		---	---	ND	---	43.5
155		---	---	ND	---	43.5
156	156/157	---	---	ND	---	87.0
157	156/157	---	---	ND	---	87.0
158		---	---	ND	---	43.5
159		---	---	ND	---	43.5
160		---	---	ND	---	43.5
161		---	---	ND	---	43.5
162		---	---	ND	---	43.5
163	129/138/163	---	---	ND	---	130
164		---	---	ND	---	43.5
165		---	---	ND	---	43.5
166	128/166	---	---	ND	---	87.0
167		---	---	ND	---	43.5
168	153/168	---	---	ND	---	87.0
169		---	---	ND	---	43.5
170		---	---	ND	---	43.5
171	171/173	---	---	ND	---	87.0
172		---	---	ND	---	43.5
173	171/173	---	---	ND	---	87.0
174		---	---	ND	---	43.5
175		---	---	ND	---	43.5
176		---	---	ND	---	43.5
177		---	---	ND	---	43.5
178		---	---	ND	---	43.5
179		---	---	ND	---	43.5
180	180/193	---	---	ND	---	87.0

Conc = Concentration
EML =Method Specified Reporting Limit (1668A)
EMPC = Estimated Maximum Possible Concentration
A = Limit of Detection based on signal to noise
B = Less than 10 times higher than method blank level
R = Recovery outside of Method 1668A control limits
ng/L = Nanograms per liter

ND = Not Detected
NA = Not Applicable
NC = Not Calculated
* = See Discussion
X = Outside QC Limits
RT = Retention Time
I = Interference

Results reported on a total weight basis

REPORT OF LABORATORY ANALYSIS

This report shall not be reproduced, except in full,
without the written consent of Pace Analytical Services, Inc.

Pace Analytical Services, Inc.
1700 Elm Street - Suite 200
Minneapolis, MN 55414

Tel: 612-607-1700
Fax: 612- 607-6444

Method 1668A Polychlorobiphenyl
Blank Analysis Results

Lab Sample ID BLANK-46141
Filename P150726A_06

IUPAC	Co-elutions	RT	Ratio	Concentration ng/Kg	EMPC ng/Kg	EML ng/Kg
181		---	---	ND	---	43.5
182		---	---	ND	---	43.5
183	183/185	---	---	ND	---	87.0
184		---	---	ND	---	43.5
185	183/185	---	---	ND	---	87.0
186		---	---	ND	---	43.5
187		---	---	ND	---	43.5
188		---	---	ND	---	43.5
189		---	---	ND	---	43.5
190		---	---	ND	---	43.5
191		---	---	ND	---	43.5
192		---	---	ND	---	43.5
193	180/193	---	---	ND	---	87.0
194		---	---	ND	---	65.2
195		---	---	ND	---	65.2
196		---	---	ND	---	65.2
197	197/200	---	---	ND	---	130
198	198/199	---	---	ND	---	130
199	198/199	---	---	ND	---	130
200	197/200	---	---	ND	---	130
201		---	---	ND	---	65.2
202		---	---	ND	---	65.2
203		---	---	ND	---	65.2
204		---	---	ND	---	65.2
205		---	---	ND	---	65.2
206		---	---	ND	---	65.2
207		---	---	ND	---	65.2
208		---	---	ND	---	65.2
209		---	---	ND	---	65.2

Conc = Concentration
EML =Method Specified Reporting Limit (1668A)
EMPC = Estimated Maximum Possible Concentration
A = Limit of Detection based on signal to noise
B = Less than 10 times higher than method blank level
R = Recovery outside of Method 1668A control limits
ng/L = Nanograms per liter

ND = Not Detected
NA = Not Applicable
NC = Not Calculated
* = See Discussion
X = Outside QC Limits
RT = Retention Time
I = Interference

Results reported on a total weight basis

REPORT OF LABORATORY ANALYSIS

This report shall not be reproduced, except in full,
without the written consent of Pace Analytical Services, Inc.

Pace Analytical Services, Inc.
1700 Elm Street - Suite 200
Minneapolis, MN 55414

Tel: 612-607-1700
Fax: 612- 607-6444

Method 1668A Polychlorobiphenyl
Blank Analysis Results

Client Sample ID	CBLKQC
Lab Sample ID	BLANK-46141
Filename	P150726A_06

Congener Group	Concentration ng/Kg
Total Monochloro Biphenyls	ND
Total Dichloro Biphenyls	ND
Total Trichloro Biphenyls	ND
Total Tetrachloro Biphenyls	ND
Total Pentachloro Biphenyls	ND
Total Hexachloro Biphenyls	ND
Total Heptachloro Biphenyls	ND
Total Octachloro Biphenyls	ND
Total Nonachloro Biphenyls	ND
Decachloro Biphenyls	ND
Total PCBs	ND

ND = Not Detected
Results reported on a total weight basis

REPORT OF LABORATORY ANALYSIS

This report shall not be reproduced, except in full,
without the written consent of Pace Analytical Services, Inc.

Pace Analytical Services, Inc.
1700 Elm Street - Suite 200
Minneapolis, MN 55414

Tel: 612-607-1700
Fax: 612- 607-6444

Method 1668A Polychlorobiphenyls
Laboratory Control Spike Analysis Results

Lab Sample ID	LCS-45872		
Filename	P150702B_03	Matrix	Solid
Total Amount Extracted	10.1 g	Dilution	5
ICAL ID	P150702B02	Extracted	06/29/2015 15:00
CCal Filename(s)	P150702B_01	Analyzed	07/03/2015 03:37
Method Blank ID	BLANK-45871	Injected By	BAL

	Native Analytes				Labeled Analytes		
PCB Isomer	Spiked (ng)	Found (ng)	% Recovery		Spiked (ng)	Found (ng)	% Recovery
1	1.0	1.06	106		2.0	1.55	77
3	1.0	1.07	107		2.0	1.84	92
4	1.0	1.02	102		2.0	1.57	78
15	1.0	1.07	107		2.0	1.53	76
19	1.0	0.930	93		2.0	1.59	80
37	1.0	1.03	103		2.0	1.54	77
54	1.0	0.991	99		2.0	1.51	75
81	1.0	0.943	94		2.0	1.42	71
77	1.0	1.01	101		2.0	1.29	65
104	1.0	0.969	97		2.0	1.77	88
105	1.0	1.09	109		2.0	1.51	76
114	1.0	1.01	101		2.0	1.48	74
118	1.0	1.03	103		2.0	1.56	78
123	1.0	1.07	107		2.0	1.53	77
126	1.0	0.984	98		2.0	1.48	74
155	1.0	0.948	105	I	2.0	1.54	77
156/157	2.0	2.15	107		4.0	2.50	62
167	1.0	0.984	98		2.0	1.46	73
169	1.0	0.987	99		2.0	1.22	61
188	1.0	1.18	118		2.0	2.06	103
189	1.0	1.07	107		2.0	1.87	93
202	1.0	1.02	102		2.0	2.22	111
205	1.0	1.03	103		2.0	1.76	88
206	1.0	1.21	121		2.0	1.53	76
208	1.0	1.04	104		2.0	1.88	94
209	1.0	0.984	98		2.0	1.78	89

R = Recovery outside of method 1668A control limits
Nn = Result obtained from alternate analysis
ND = Not Detected
NA = Not Applicable
NC = Not Calculated
* = See Discussion
ng = Nanograms
I = Interference

REPORT OF LABORATORY ANALYSIS

This report shall not be reproduced, except in full,
without the written consent of Pace Analytical Services, Inc.

Pace Analytical Services, Inc.
1700 Elm Street - Suite 200
Minneapolis, MN 55414

Tel: 612-607-1700
Fax: 612- 607-6444

Method 1668A Polychlorobiphenyls
Laboratory Control Spike Analysis Results

Lab Sample ID	LCS-46142		
Filename	P150726B_03	Matrix	Solid
Total Amount Extracted	10.6 g	Dilution	5
ICAL ID	P150726B02	Extracted	07/21/2015 23:15
CCal Filename(s)	P150726B_01	Analyzed	07/26/2015 20:29
Method Blank ID	BLANK-46141	Injected By	BAL

	Native Analytes			Labeled Analytes		
PCB Isomer	**Spiked (ng)**	**Found (ng)**	**% Recovery**	**Spiked (ng)**	**Found (ng)**	**% Recovery**
1	1.0	1.02	102	2.0	1.17	59
3	1.0	0.994	99	2.0	1.36	68
4	1.0	1.05	105	2.0	1.40	70
15	1.0	1.05	105	2.0	1.43	71
19	1.0	0.998	100	2.0	1.45	73
37	1.0	1.09	109	2.0	1.47	74
54	1.0	1.11	111	2.0	1.38	69
81	1.0	1.04	104	2.0	1.44	72
77	1.0	1.06	106	2.0	1.38	69
104	1.0	1.07	107	2.0	1.44	72
105	1.0	1.06	106	2.0	1.55	77
114	1.0	1.09	109	2.0	1.48	74
118	1.0	1.08	108	2.0	1.57	79
123	1.0	1.10	110	2.0	1.59	80
126	1.0	1.06	106	2.0	1.51	76
155	1.0	1.08	108	2.0	1.45	73
156/157	2.0	2.07	103	4.0	2.96	74
167	1.0	1.05	105	2.0	1.59	79
169	1.0	1.06	106	2.0	1.52	76
188	1.0	1.12	112	2.0	1.28	64
189	1.0	1.09	109	2.0	1.57	79
202	1.0	1.04	104	2.0	1.49	75
205	1.0	1.01	101	2.0	1.47	73
206	1.0	1.13	113	2.0	1.27	64
208	1.0	1.15	115	2.0	1.37	68
209	1.0	0.943	94	2.0	1.53	76

R = Recovery outside of method 1668A control limits
Nn = Result obtained from alternate analysis
ND = Not Detected
NA = Not Applicable
NC = Not Calculated
* = See Discussion
ng = Nanograms
I = Interference

REPORT OF LABORATORY ANALYSIS

This report shall not be reproduced, except in full,
without the written consent of Pace Analytical Services, Inc.

Pace Analytical Services, Inc.
1700 Elm Street - Suite 200
Minneapolis, MN 55414

Tel: 612-607-1700
Fax: 612- 607-6444

Method 1668A Polychlorobiphenyls
Laboratory Control Spike Analysis Results

Lab Sample ID	LCSD-45873		
Filename	P150702B_04	Matrix	Solid
Total Amount Extracted	10.1 g	Dilution	5
ICAL ID	P150702B02	Extracted	06/29/2015 15:00
CCal Filename(s)	P150702B_01	Analyzed	07/03/2015 04:36
Method Blank ID	BLANK-45871	Injected By	BAL

	Native Analytes			Labeled Analytes		
PCB Isomer	Spiked (ng)	Found (ng)	% Recovery	Spiked (ng)	Found (ng)	% Recovery
1	1.0	1.05	105	2.0	1.92	96
3	1.0	1.07	107	2.0	1.96	98
4	1.0	1.06	106	2.0	1.63	82
15	1.0	1.10	110	2.0	1.67	83
19	1.0	1.02	102	2.0	1.65	83
37	1.0	1.01	101	2.0	1.72	86
54	1.0	0.977	98	2.0	1.63	81
81	1.0	0.947	95	2.0	1.52	76
77	1.0	1.05	105	2.0	1.37	69
104	1.0	1.14	114	2.0	1.58	79
105	1.0	1.01	101	2.0	1.51	76
114	1.0	1.07	107	2.0	1.39	70
118	1.0	1.05	105	2.0	1.45	72
123	1.0	1.08	108	2.0	1.47	73
126	1.0	0.968	97	2.0	1.39	70
155	1.0	1.07	107	2.0	1.64	82
156/157	2.0	2.07	104	4.0	2.69	67
167	1.0	1.02	102	2.0	1.48	74
169	1.0	0.915	91	2.0	1.25	63
188	1.0	1.12	112	2.0	2.07	103
189	1.0	1.09	109	2.0	1.82	91
202	1.0	0.961	96	2.0	2.27	113
205	1.0	0.965	96	2.0	1.71	86
206	1.0	1.05	105	2.0	1.58	79
208	1.0	1.03	103	2.0	1.80	90
209	1.0	1.05	105	2.0	1.72	86

R = Recovery outside of method 1668A control limits
Nn = Result obtained from alternate analysis
ND = Not Detected
NA = Not Applicable
NC = Not Calculated
* = See Discussion
ng = Nanograms
I = Interference

REPORT OF LABORATORY ANALYSIS

This report shall not be reproduced, except in full,
without the written consent of Pace Analytical Services, Inc.

Pace Analytical Services, Inc.
1700 Elm Street - Suite 200
Minneapolis, MN 55414

Tel: 612-607-1700
Fax: 612- 607-6444

Method 1668A Polychlorobiphenyls
Laboratory Control Spike Analysis Results

Lab Sample ID	LCSD-46143		
Filename	P150726B_04	Matrix	Solid
Total Amount Extracted	10.6 g	Dilution	5
ICAL ID	P150726B02	Extracted	07/21/2015 23:15
CCal Filename(s)	P150726B_01	Analyzed	07/26/2015 21:28
Method Blank ID	BLANK-46141	Injected By	BAL

	Native Analytes				Labeled Analytes			
PCB Isomer	Spiked (ng)	Found (ng)	% Recovery		Spiked (ng)	Found (ng)	% Recovery	
1	1.0	1.05	105		2.0	0.117	6	IR
3	1.0	1.02	102		2.0	0.201	10	R
4	1.0	0.956	107	I	2.0	0.239	12	R
15	1.0	1.05	105		2.0	0.857	43	
19	1.0	0.919	92		2.0	0.525	26	R
37	1.0	0.931	93		2.0	1.51	75	
54	1.0	1.06	106		2.0	0.819	41	
81	1.0	0.979	98		2.0	1.55	78	
77	1.0	0.997	100		2.0	1.49	74	
104	1.0	1.03	103		2.0	1.28	64	
105	1.0	1.07	107		2.0	1.54	77	
114	1.0	0.993	99		2.0	1.48	74	
118	1.0	1.08	108		2.0	1.50	75	
123	1.0	0.953	95		2.0	1.61	80	
126	1.0	0.977	98		2.0	1.56	78	
155	1.0	1.01	101		2.0	1.53	76	
156/157	2.0	2.05	103		4.0	3.08	77	
167	1.0	1.08	108		2.0	1.53	77	
169	1.0	1.04	104		2.0	1.52	76	
188	1.0	1.11	111		2.0	1.41	71	
189	1.0	1.07	107		2.0	1.61	80	
202	1.0	0.926	93		2.0	1.68	84	
205	1.0	0.980	98		2.0	1.59	79	
206	1.0	1.14	114		2.0	1.36	68	
208	1.0	1.17	117		2.0	1.44	72	
209	1.0	0.895	89		2.0	1.69	85	

R = Recovery outside of method 1668A control limits
Nn = Result obtained from alternate analysis
ND = Not Detected
NA = Not Applicable
NC = Not Calculated
* = See Discussion
ng = Nanograms
I = Interference

REPORT OF LABORATORY ANALYSIS

This report shall not be reproduced, except in full,
without the written consent of Pace Analytical Services, Inc.

Pace Analytical Services, Inc.
1700 Elm Street - Suite 200
Minneapolis, MN 55414

Tel: 612-607-1700
Fax: 612- 607-6444

Method 1668A

Spike Recovery Relative Percent Difference (RPD) Results

Client	PACE Kansas		
Spike 1 ID	LCS-45872	Spike 2 ID	LCSD-45873
Spike 1 Filename	P150702B_03	Spike 2 Filename	P150702B_04

Compound	IUPAC	Spike 1 %REC	Spike 2 %REC	%RPD
2-MoCB	1	106	105	0.9
4-MoCB	3	107	107	0.0
2,2'-DiCB	4	102	106	3.8
4,4'-DiCB	15	107	110	2.8
2,2',6-TrCB	19	93	102	9.2
3,4,4'-TrCB	37	103	101	2.0
2,2',6,6'-TeCB	54	99	98	1.0
3,3',4,4'-TeCB	77	101	105	3.9
3,4,4',5-TeCB	81	94	95	1.1
2,2',4,6,6'-PeCB	104	97	114	16.1
2,3,3',4,4'-PeCB	105	109	101	7.6
2,3,4,4',5-PeCB	114	101	107	5.8
2,3',4,4',5-PeCB	118	103	105	1.9
2,3',4,4',5'-PeCB	123	107	108	0.9
3,3',4,4',5-PeCB	126	98	97	1.0
2,2',4,4',6,6'-HxCB	155	105	107	1.9
(156/157)	156/157	107	104	2.8
2,3',4,4',5,5'-HxCB	167	98	102	4.0
3,3',4,4',5,5'-HxCB	169	99	91	8.4
2,2',3,4',5,6,6'-HpCB	188	118	112	5.2
2,3,3',4,4',5,5'-HpCB	189	107	109	1.9
2,2',3,3',5,5',6,6'-OcCB	202	102	96	6.1
2,3,3',4,4',5,5',6-OcCB	205	103	96	7.0
2,2',3,3',4,4',5,5',6-NoCB	206	121	105	14.2
2,2',3,3',4,5,5',6,6'-NoCB	208	104	103	1.0
Decachlorobiphenyl	209	98	105	6.9

%REC = Percent Recovered
RPD = The difference between the two values divided by the mean value

REPORT OF LABORATORY ANALYSIS

This report shall not be reproduced, except in full,
without the written consent of Pace Analytical Services, Inc.

Pace Analytical Services, Inc.
1700 Elm Street - Suite 200
Minneapolis, MN 55414

Tel: 612-607-1700
Fax: 612- 607-6444

Method 1668A

Spike Recovery Relative Percent Difference (RPD) Results

Client	PACE Kansas		
Spike 1 ID	LCS-46142	Spike 2 ID	LCSD-46143
Spike 1 Filename	P150726B_03	Spike 2 Filename	P150726B_04

Compound	IUPAC	Spike 1 %REC	Spike 2 %REC	%RPD
2-MoCB	1	102	105	2.9
4-MoCB	3	99	102	3.0
2,2'-DiCB	4	105	107	1.9
4,4'-DiCB	15	105	105	0.0
2,2',6-TrCB	19	100	92	8.3
3,4,4'-TrCB	37	109	93	15.8
2,2',6,6'-TeCB	54	111	106	4.6
3,3',4,4'-TeCB	77	106	100	5.8
3,4,4',5-TeCB	81	104	98	5.9
2,2',4,6,6'-PeCB	104	107	103	3.8
2,3,3',4,4'-PeCB	105	106	107	0.9
2,3,4,4',5-PeCB	114	109	99	9.6
2,3',4,4',5-PeCB	118	108	108	0.0
2,3',4,4',5'-PeCB	123	110	95	14.6
3,3',4,4',5-PeCB	126	106	98	7.8
2,2',4,4',6,6'-HxCB	155	108	101	6.7
(156/157)	156/157	103	103	0.0
2,3',4,4',5,5'-HxCB	167	105	108	2.8
3,3',4,4',5,5'-HxCB	169	106	104	1.9
2,2',3,4',5,6,6'-HpCB	188	112	111	0.9
2,3,3',4,4',5,5'-HpCB	189	109	107	1.9
2,2',3,3',5,5',6,6'-OcCB	202	104	93	11.2
2,3,3',4,4',5,5',6-OcCB	205	101	98	3.0
2,2',3,3',4,4',5,5',6-NoCB	206	113	114	0.9
2,2',3,3',4,5,5',6,6'-NoCB	208	115	117	1.7
Decachlorobiphenyl	209	94	89	5.5

%REC = Percent Recovered
RPD = The difference between the two values divided by the mean value

REPORT OF LABORATORY ANALYSIS

This report shall not be reproduced, except in full,
without the written consent of Pace Analytical Services, Inc.

Building 4
July 2015 Temporary Well Water Levels
(This report includes Abandoned Fuel Line water levels)

Pace Analytical Services, Inc.
9608 Loiret Blvd.
Lenexa, KS 66219
(913)599-5665

August 24, 2015

Request #6630

Mr. MIKE STITES
HONEYWELL FM & T, LLC
KANSAS CITY DIVISION
PO BOX 419159
KANSAS CITY, MO 641416159

Received 8/24/2015

RE: Project: Temp Wells Levels
Pace Project No.: 60201243

Dear Mr. STITES:
Enclosed are the analytical results for sample(s) received by the laboratory on August 24, 2015. The results relate only to the samples included in this report. Results reported herein conform to the most current TNI standards and the laboratory's Quality Assurance Manual, where applicable, unless otherwise noted in the body of the report.

If you have any questions concerning this report, please feel free to contact me.

Sincerely,

Brad Godwin
brad.godwin@pacelabs.com
PM Lab Management

Enclosures

cc: Mr. Joe Baker, HONEYWELL FM & T, LLC
Mr. Garry LaBelle, HONEYWELL FM&T
Mr. Steve Ramm, HONEYWELL FM & T, LLC

REPORT OF LABORATORY ANALYSIS

This report shall not be reproduced, except in full,
without the written consent of Pace Analytical Services, Inc..

GW15 Temp Wells

Pace Analytical Services, Inc.
9608 Loiret Blvd.
Lenexa, KS 66219
(913)599-5665

CERTIFICATIONS

Project: Temp Wells Levels
Pace Project No.: 60201243

Kansas Certification IDs
9608 Loiret Boulevard, Lenexa, KS 66219
WY STR Certification #: 2456.01
Arkansas Certification #: 13-012-0
Illinois Certification #: 003097
Iowa Certification #: 118
Kansas/NELAP Certification #: E-10116
Louisiana Certification #: 03055
Nevada Certification #: KS000212008A
Oklahoma Certification #: 9205/9935
Texas Certification #: T104704407
Utah Certification #: KS00021

REPORT OF LABORATORY ANALYSIS

This report shall not be reproduced, except in full,
without the written consent of Pace Analytical Services, Inc..

Pace Analytical Services, Inc.
9608 Loiret Blvd.
Lenexa, KS 66219
(913)599-5665

SAMPLE SUMMARY

Project: Temp Wells Levels
Pace Project No.: 60201243

Lab ID	Sample ID	Matrix	Date Collected	Date Received
60201243001	KC84-012L-150728-44	Water	07/28/15 14:22	08/24/15 14:17
60201243002	KC84-012U-150728-44	Water	07/28/15 14:21	08/24/15 14:17
60201243003	KC85-030L-150728-44	Water	07/28/15 13:49	08/24/15 14:17
60201243004	KC89-102L-150728-44	Water	07/28/15 15:00	08/24/15 14:17
60201243005	KC89-102U-150728-44	Water	07/28/15 14:59	08/24/15 14:17
60201243006	KC91-149L-150728-44	Water	07/28/15 13:27	08/24/15 14:17
60201243007	KC91-149U-150728-44	Water	07/28/15 13:26	08/24/15 14:17
60201243008	KC91-152L-150728-44	Water	07/28/15 14:42	08/24/15 14:17
60201243009	KC91-152U-150728-44	Water	07/28/15 14:41	08/24/15 14:17
60201243010	KC91-155L-150728-44	Water	07/28/15 13:58	08/24/15 14:17
60201243011	KC91-155U-150728-44	Water	07/28/15 13:57	08/24/15 14:17
60201243012	KC91-156L-150728-44	Water	07/28/15 14:48	08/24/15 14:17
60201243013	KC91-156U-150728-44	Water	07/28/15 14:47	08/24/15 14:17
60201243014	KC91-176L-150728-44	Water	07/28/15 14:03	08/24/15 14:17
60201243015	KC91-176U-150728-44	Water	07/28/15 14:02	08/24/15 14:17
60201243016	OW-001-150728-44	Water	07/28/15 13:24	08/24/15 14:17
60201243017	TWAFL1506-01U-150727-44	Water	07/27/15 11:43	08/24/15 14:17
60201243018	TWAFL1506-02L-150727-44	Water	07/27/15 11:45	08/24/15 14:17
60201243019	TWAFL1506-03U-150727-44	Water	07/27/15 11:34	08/24/15 14:17
60201243020	TWAFL1506-04L-150727-44	Water	07/27/15 11:36	08/24/15 14:17
60201243021	TWAFL1506-05U-150727-44	Water	07/27/15 12:07	08/24/15 14:17
60201243022	TWAFL1506-06L-150727-44	Water	07/27/15 12:09	08/24/15 14:17
60201243023	TWAFL1506-07U-150727-44	Water	07/27/15 12:00	08/24/15 14:17
60201243024	TWAFL1506-08L-150727-44	Water	07/27/15 12:02	08/24/15 14:17
60201243025	TWAFL1506-09U-150727-44	Water	07/27/15 11:53	08/24/15 14:17
60201243026	TWAFL1506-10L-150727-44	Water	07/27/15 11:55	08/24/15 14:17
60201243027	TWBD41506-01L-150727-44	Water	07/27/15 12:41	08/24/15 14:17
60201243028	TWBD41506-02L-150727-44	Water	07/27/15 12:34	08/24/15 14:17
60201243029	TWBD41506-03L-150727-44	Water	07/27/15 12:27	08/24/15 14:17
60201243030	TWBD41506-04L-150727-44	Water	07/27/15 12:21	08/24/15 14:17

REPORT OF LABORATORY ANALYSIS

This report shall not be reproduced, except in full,
without the written consent of Pace Analytical Services, Inc..

Pace Analytical Services, Inc.
9608 Loiret Blvd.
Lenexa, KS 66219
(913)599-5665

ANALYTICAL RESULTS

Project: Temp Wells Levels
Pace Project No.: 60201243

Sample: KC84-012L-150728-44 **Lab ID: 60201243001** Collected: 07/28/15 14:22 Received: 08/24/15 14:17 Matrix: Water

Parameters	Results	Units	Report Limit	DF	Prepared	Analyzed	CAS No.	Qual
Monitoring Well Data	Analytical Method:							
Static Water Level	**9.40**	feet		1		07/28/15 14:22		

Sample: KC84-012U-150728-44 **Lab ID: 60201243002** Collected: 07/28/15 14:21 Received: 08/24/15 14:17 Matrix: Water

Parameters	Results	Units	Report Limit	DF	Prepared	Analyzed	CAS No.	Qual
Monitoring Well Data	Analytical Method:							
Static Water Level	**9.65**	feet		1		07/28/15 14:21		

Sample: KC85-030L-150728-44 **Lab ID: 60201243003** Collected: 07/28/15 13:49 Received: 08/24/15 14:17 Matrix: Water

Parameters	Results	Units	Report Limit	DF	Prepared	Analyzed	CAS No.	Qual
Monitoring Well Data	Analytical Method:							
Static Water Level	**7.80**	feet		1		07/28/15 13:49		

Sample: KC89-102L-150728-44 **Lab ID: 60201243004** Collected: 07/28/15 15:00 Received: 08/24/15 14:17 Matrix: Water

Parameters	Results	Units	Report Limit	DF	Prepared	Analyzed	CAS No.	Qual
Monitoring Well Data	Analytical Method:							
Static Water Level	**13.00**	feet		1		07/28/15 15:00		

Sample: KC89-102U-150728-44 **Lab ID: 60201243005** Collected: 07/28/15 14:59 Received: 08/24/15 14:17 Matrix: Water

Parameters	Results	Units	Report Limit	DF	Prepared	Analyzed	CAS No.	Qual
Monitoring Well Data	Analytical Method:							
Static Water Level	**12.71**	feet		1		07/28/15 14:59		

Sample: KC91-149L-150728-44 **Lab ID: 60201243006** Collected: 07/28/15 13:27 Received: 08/24/15 14:17 Matrix: Water

Parameters	Results	Units	Report Limit	DF	Prepared	Analyzed	CAS No.	Qual
Monitoring Well Data	Analytical Method:							
Static Water Level	**9.09**	feet		1		07/28/15 13:27		

REPORT OF LABORATORY ANALYSIS

This report shall not be reproduced, except in full,
without the written consent of Pace Analytical Services, Inc..

Pace Analytical Services, Inc.
9608 Loiret Blvd.
Lenexa, KS 66219
(913)599-5665

ANALYTICAL RESULTS

Project: Temp Wells Levels
Pace Project No.: 60201243

Sample: KC91-149U-150728-44 **Lab ID: 60201243007** Collected: 07/28/15 13:26 Received: 08/24/15 14:17 Matrix: Water

Parameters	Results	Units	Report Limit	DF	Prepared	Analyzed	CAS No.	Qual
Monitoring Well Data	Analytical Method:							
Static Water Level	**9.40**	feet		1		07/28/15 13:26		

Sample: KC91-152L-150728-44 **Lab ID: 60201243008** Collected: 07/28/15 14:42 Received: 08/24/15 14:17 Matrix: Water

Parameters	Results	Units	Report Limit	DF	Prepared	Analyzed	CAS No.	Qual
Monitoring Well Data	Analytical Method:							
Static Water Level	**12.95**	feet		1		07/28/15 14:42		

Sample: KC91-152U-150728-44 **Lab ID: 60201243009** Collected: 07/28/15 14:41 Received: 08/24/15 14:17 Matrix: Water

Parameters	Results	Units	Report Limit	DF	Prepared	Analyzed	CAS No.	Qual
Monitoring Well Data	Analytical Method:							
Static Water Level	**12.64**	feet		1		07/28/15 14:41		

Sample: KC91-155L-150728-44 **Lab ID: 60201243010** Collected: 07/28/15 13:58 Received: 08/24/15 14:17 Matrix: Water

Parameters	Results	Units	Report Limit	DF	Prepared	Analyzed	CAS No.	Qual
Monitoring Well Data	Analytical Method:							
Static Water Level	**6.69**	feet		1		07/28/15 13:58		

Sample: KC91-155U-150728-44 **Lab ID: 60201243011** Collected: 07/28/15 13:57 Received: 08/24/15 14:17 Matrix: Water

Parameters	Results	Units	Report Limit	DF	Prepared	Analyzed	CAS No.	Qual
Monitoring Well Data	Analytical Method:							
Static Water Level	**6.59**	feet		1		07/28/15 13:57		

Sample: KC91-156L-150728-44 **Lab ID: 60201243012** Collected: 07/28/15 14:48 Received: 08/24/15 14:17 Matrix: Water

Parameters	Results	Units	Report Limit	DF	Prepared	Analyzed	CAS No.	Qual
Monitoring Well Data	Analytical Method:							
Static Water Level	**13.87**	feet		1		07/28/15 14:48		

REPORT OF LABORATORY ANALYSIS

This report shall not be reproduced, except in full,
without the written consent of Pace Analytical Services, Inc..

Pace Analytical Services, Inc.
9608 Loiret Blvd.
Lenexa, KS 66219
(913)599-5665

ANALYTICAL RESULTS

Project: Temp Wells Levels
Pace Project No.: 60201243

Sample: KC91-156U-150728-44 **Lab ID: 60201243013** Collected: 07/28/15 14:47 Received: 08/24/15 14:17 Matrix: Water

Parameters	Results	Units	Report Limit	DF	Prepared	Analyzed	CAS No.	Qual
Monitoring Well Data	Analytical Method:							
Static Water Level	**13.86**	feet		1		07/28/15 14:47		

Sample: KC91-176L-150728-44 **Lab ID: 60201243014** Collected: 07/28/15 14:03 Received: 08/24/15 14:17 Matrix: Water

Parameters	Results	Units	Report Limit	DF	Prepared	Analyzed	CAS No.	Qual
Monitoring Well Data	Analytical Method:							
Static Water Level	**9.13**	feet		1		07/28/15 14:03		

Sample: KC91-176U-150728-44 **Lab ID: 60201243015** Collected: 07/28/15 14:02 Received: 08/24/15 14:17 Matrix: Water

Parameters	Results	Units	Report Limit	DF	Prepared	Analyzed	CAS No.	Qual
Monitoring Well Data	Analytical Method:							
Static Water Level	**8.87**	feet		1		07/28/15 14:02		

Sample: OW-001-150728-44 **Lab ID: 60201243016** Collected: 07/28/15 13:24 Received: 08/24/15 14:17 Matrix: Water

Parameters	Results	Units	Report Limit	DF	Prepared	Analyzed	CAS No.	Qual
Monitoring Well Data	Analytical Method:							
Static Water Level	**7.07**	feet		1		07/28/15 13:24		

Sample: TWAFL1506-01U-150727-44 **Lab ID: 60201243017** Collected: 07/27/15 11:43 Received: 08/24/15 14:17 Matrix: Water

Parameters	Results	Units	Report Limit	DF	Prepared	Analyzed	CAS No.	Qual
Monitoring Well Data	Analytical Method:							
Static Water Level	**9.28**	feet		1		07/27/15 11:43		

Sample: TWAFL1506-02L-150727-44 **Lab ID: 60201243018** Collected: 07/27/15 11:45 Received: 08/24/15 14:17 Matrix: Water

Parameters	Results	Units	Report Limit	DF	Prepared	Analyzed	CAS No.	Qual
Monitoring Well Data	Analytical Method:							
Static Water Level	**9.80**	feet		1		07/27/15 11:45		

REPORT OF LABORATORY ANALYSIS

This report shall not be reproduced, except in full,
without the written consent of Pace Analytical Services, Inc..

Pace Analytical Services, Inc.
9608 Loiret Blvd.
Lenexa, KS 66219
(913)599-5665

ANALYTICAL RESULTS

Project: Temp Wells Levels
Pace Project No.: 60201243

Sample: TWAFL1506-03U-150727-44 **Lab ID: 60201243019** Collected: 07/27/15 11:34 Received: 08/24/15 14:17 Matrix: Water

Parameters	Results	Units	Report Limit	DF	Prepared	Analyzed	CAS No.	Qual
Monitoring Well Data	Analytical Method:							
Static Water Level	**12.51**	feet		1		07/27/15 11:34		

Sample: TWAFL1506-04L-150727-44 **Lab ID: 60201243020** Collected: 07/27/15 11:36 Received: 08/24/15 14:17 Matrix: Water

Parameters	Results	Units	Report Limit	DF	Prepared	Analyzed	CAS No.	Qual
Monitoring Well Data	Analytical Method:							
Static Water Level	**9.24**	feet		1		07/27/15 11:36		

Sample: TWAFL1506-05U-150727-44 **Lab ID: 60201243021** Collected: 07/27/15 12:07 Received: 08/24/15 14:17 Matrix: Water

Parameters	Results	Units	Report Limit	DF	Prepared	Analyzed	CAS No.	Qual
Monitoring Well Data	Analytical Method:							
Static Water Level	**6.24**	feet		1		07/27/15 12:07		

Sample: TWAFL1506-06L-150727-44 **Lab ID: 60201243022** Collected: 07/27/15 12:09 Received: 08/24/15 14:17 Matrix: Water

Parameters	Results	Units	Report Limit	DF	Prepared	Analyzed	CAS No.	Qual
Monitoring Well Data	Analytical Method:							
Static Water Level	**6.69**	feet		1		07/27/15 12:09		

Sample: TWAFL1506-07U-150727-44 **Lab ID: 60201243023** Collected: 07/27/15 12:00 Received: 08/24/15 14:17 Matrix: Water

Parameters	Results	Units	Report Limit	DF	Prepared	Analyzed	CAS No.	Qual
Monitoring Well Data	Analytical Method:							
Static Water Level	**8.96**	feet		1		07/27/15 12:00		

Sample: TWAFL1506-08L-150727-44 **Lab ID: 60201243024** Collected: 07/27/15 12:02 Received: 08/24/15 14:17 Matrix: Water

Parameters	Results	Units	Report Limit	DF	Prepared	Analyzed	CAS No.	Qual
Monitoring Well Data	Analytical Method:							
Static Water Level	**9.21**	feet		1		07/27/15 12:02		

REPORT OF LABORATORY ANALYSIS

This report shall not be reproduced, except in full,
without the written consent of Pace Analytical Services, Inc..

Pace Analytical Services, Inc.
9608 Loiret Blvd.
Lenexa, KS 66219
(913)599-5665

ANALYTICAL RESULTS

Project: Temp Wells Levels
Pace Project No.: 60201243

Sample: TWAFL1506-09U-150727-44 **Lab ID: 60201243025** Collected: 07/27/15 11:53 Received: 08/24/15 14:17 Matrix: Water

Parameters	Results	Units	Report Limit	DF	Prepared	Analyzed	CAS No.	Qual
Monitoring Well Data	Analytical Method:							
Static Water Level	**10.48**	feet		1		07/27/15 11:53		

Sample: TWAFL1506-10L-150727-44 **Lab ID: 60201243026** Collected: 07/27/15 11:55 Received: 08/24/15 14:17 Matrix: Water

Parameters	Results	Units	Report Limit	DF	Prepared	Analyzed	CAS No.	Qual
Monitoring Well Data	Analytical Method:							
Static Water Level	**8.65**	feet		1		07/27/15 11:55		

Sample: TWBD41506-01L-150727-44 **Lab ID: 60201243027** Collected: 07/27/15 12:41 Received: 08/24/15 14:17 Matrix: Water

Parameters	Results	Units	Report Limit	DF	Prepared	Analyzed	CAS No.	Qual
Monitoring Well Data	Analytical Method:							
Static Water Level	**8.25**	feet		1		07/27/15 12:41		

Sample: TWBD41506-02L-150727-44 **Lab ID: 60201243028** Collected: 07/27/15 12:34 Received: 08/24/15 14:17 Matrix: Water

Parameters	Results	Units	Report Limit	DF	Prepared	Analyzed	CAS No.	Qual
Monitoring Well Data	Analytical Method:							
Static Water Level	**9.70**	feet		1		07/27/15 12:34		

Sample: TWBD41506-03L-150727-44 **Lab ID: 60201243029** Collected: 07/27/15 12:27 Received: 08/24/15 14:17 Matrix: Water

Parameters	Results	Units	Report Limit	DF	Prepared	Analyzed	CAS No.	Qual
Monitoring Well Data	Analytical Method:							
Static Water Level	**14.28**	feet		1		07/27/15 12:27		

Sample: TWBD41506-04L-150727-44 **Lab ID: 60201243030** Collected: 07/27/15 12:21 Received: 08/24/15 14:17 Matrix: Water

Parameters	Results	Units	Report Limit	DF	Prepared	Analyzed	CAS No.	Qual
Monitoring Well Data	Analytical Method:							
Static Water Level	**10.96**	feet		1		07/27/15 12:21		

REPORT OF LABORATORY ANALYSIS

This report shall not be reproduced, except in full,
without the written consent of Pace Analytical Services, Inc..

Pace Analytical Services, Inc.
9608 Loiret Blvd.
Lenexa, KS 66219
(913)599-5665

QUALIFIERS

Project: Temp Wells Levels
Pace Project No.: 60201243

DEFINITIONS

DF - Dilution Factor, if reported, represents the factor applied to the reported data due to dilution of the sample aliquot.

ND - Not Detected at or above adjusted reporting limit.

J - Estimated concentration above the adjusted method detection limit and below the adjusted reporting limit.

MDL - Adjusted Method Detection Limit.

PQL - Practical Quantitation Limit.

RL - Reporting Limit.

S - Surrogate

1,2-Diphenylhydrazine decomposes to and cannot be separated from Azobenzene using Method 8270. The result for each analyte is a combined concentration.

Consistent with EPA guidelines, unrounded data are displayed and have been used to calculate % recovery and RPD values.

LCS(D) - Laboratory Control Sample (Duplicate)

MS(D) - Matrix Spike (Duplicate)

DUP - Sample Duplicate

RPD - Relative Percent Difference

NC - Not Calculable.

SG - Silica Gel - Clean-Up

U - Indicates the compound was analyzed for, but not detected.

N-Nitrosodiphenylamine decomposes and cannot be separated from Diphenylamine using Method 8270. The result reported for each analyte is a combined concentration.

Pace Analytical is TNI accredited. Contact your Pace PM for the current list of accredited analytes.

TNI - The NELAC Institute.

This report shall not be reproduced, except in full,
without the written consent of Pace Analytical Services, Inc..

Pace Analytical Services, Inc.
9608 Loiret Blvd.
Lenexa, KS 66219
(913)599-5665

QUALITY CONTROL DATA CROSS REFERENCE TABLE

Project: Temp Wells Levels
Pace Project No.: 60201243

Lab ID	Sample ID	QC Batch Method	QC Batch	Analytical Method	Analytical Batch
60201243001	KC84-012L-150728-44		FLD/15748		
60201243002	KC84-012U-150728-44		FLD/15748		
60201243003	KC85-030L-150728-44		FLD/15748		
60201243004	KC89-102L-150728-44		FLD/15748		
60201243005	KC89-102U-150728-44		FLD/15748		
60201243006	KC91-149L-150728-44		FLD/15748		
60201243007	KC91-149U-150728-44		FLD/15748		
60201243008	KC91-152L-150728-44		FLD/15748		
60201243009	KC91-152U-150728-44		FLD/15748		
60201243010	KC91-155L-150728-44		FLD/15748		
60201243011	KC91-155U-150728-44		FLD/15748		
60201243012	KC91-156L-150728-44		FLD/15748		
60201243013	KC91-156U-150728-44		FLD/15748		
60201243014	KC91-176L-150728-44		FLD/15748		
60201243015	KC91-176U-150728-44		FLD/15748		
60201243016	OW-001-150728-44		FLD/15748		
60201243017	TWAFL1506-01U-150727-44		FLD/15748		
60201243018	TWAFL1506-02L-150727-44		FLD/15748		
60201243019	TWAFL1506-03U-150727-44		FLD/15748		
60201243020	TWAFL1506-04L-150727-44		FLD/15748		
60201243021	TWAFL1506-05U-150727-44		FLD/15748		
60201243022	TWAFL1506-06L-150727-44		FLD/15748		
60201243023	TWAFL1506-07U-150727-44		FLD/15748		
60201243024	TWAFL1506-08L-150727-44		FLD/15748		
60201243025	TWAFL1506-09U-150727-44		FLD/15748		
60201243026	TWAFL1506-10L-150727-44		FLD/15748		
60201243027	TWBD41506-01L-150727-44		FLD/15748		
60201243028	TWBD41506-02L-150727-44		FLD/15748		
60201243029	TWBD41506-03L-150727-44		FLD/15748		
60201243030	TWBD41506-04L-150727-44		FLD/15748		

This report shall not be reproduced, except in full,
without the written consent of Pace Analytical Services, Inc..

WO# : 60201243

60201243

60201243
Proj # 8218; 3

Pace Analytical

Field Honeywell Static Depth Data Sheet

CLIENT: Honeywell FM&T

Sample Identification	Date	Time	Static Depth to Water, ft. to 0.01
KC84-012L-14 - 44	7/28/15	1422	9.40
KC84-012U-14 - 44	7/28/15	1421	9.65
KC85-030L-14 - 44	7/28/15	1349	7.80
KC89-102L-14 - 44	7/28/15	1500	13.00
KC89-102U-14 - 44	7/28/15	1459	12.71
KC91-149L-14 - 44	7/28/15	1327	9.09
KC91-149U-14 - 44	7/28/15	1326	9.40
KC91-152L-14 - 44	7/28/15	~~1448~~ 1442	12.95
KC91-152U-14 - 44	7/28/15	1441	12.64
KC91-155L-14 - 44	7/28/15	1358	6.69
KC91-155U-14 - 44	7/28/15	1357	6.59
KC91-156L-14 - 44	7/28/15	1448	13.87
KC91-156U-14 - 44	7/28/15	1447	13.86
KC91-176L-14 - 44	7/28/15	1403	9.13
KC91-176U-14 - 44	7/28/15	1402	8.87
OW-001L-14 - 44	7/28/15	1324	7.07
TWAFL1506-01U-14 - 44	7/27/15	1143	9.28
TWAFL1506-02L-14 - 44	7/27/15	1145	9.80
TWAFL1506-03U-14 - 44	7/27/15	1134	12.51
TWAFL1506-04L-14 - 44	7/27/15	1136	9.24
TWAFL1506-05U-14 - 44	7/27/15	1207	6.24

Date: 8/1/15

Signature: Heidleman

60201243

Profile 52181.3

Pace Analytical
Field Honeywell Static Depth Data Sheet

CLIENT: Honeywell FM&T

Sample Identification		Date	Time	Static Depth to Water, ft. to 0.01
TWAFL1506-06L-14	- 44	7/27/15	1209	6.69
TWAFL1506-07U-14	- 44	7/27/15	1200	8.96
TWAFL1506-08L-14	- 44	7/27/15	1202	9.21
TWAFL1506-09U-14	- 44	7/27/15	1153	10.48
TWAFL1506-10L-14	- 44	7/27/15	1155	8.65
TWBD41506-01L-14	- 44	7/27/15	1241	8.25
TWBD41506-02L-14	- 44	7/27/15	1234	9.70
TWBD41506-03L-14	- 44	7/27/15	1227	14.28
TWBD41506-04L-14	- 44	7/27/15	1221	10.96

Date: 8/7/15

Signature:

Building 4
August 2015 Temporary Well
Analytical Results

Pace Analytical Services, Inc.
9608 Loiret Blvd.
Lenexa, KS 66219
(913)599-5665

September 08, 2015

Request #6630

Mr. MIKE STITES
HONEYWELL FM & T, LLC
KANSAS CITY DIVISION
PO BOX 419159
KANSAS CITY, MO 641416159

Received 09/08/2015

RE: Project: Temp Wells BLDG 4
Pace Project No.: 60201669

Dear Mr. STITES:
Enclosed are the analytical results for sample(s) received by the laboratory on August 28, 2015. The results relate only to the samples included in this report. Results reported herein conform to the most current TNI standards and the laboratory's Quality Assurance Manual, where applicable, unless otherwise noted in the body of the report.

If you have any questions concerning this report, please feel free to contact me.

Sincerely,

Brad Godwin
brad.godwin@pacelabs.com
PM Lab Management

Enclosures

cc: Mr. Joe Baker, HONEYWELL FM & T, LLC
Mr. Garry LaBelle, HONEYWELL FM&T
Mr. Steve Ramm, HONEYWELL FM & T, LLC

REPORT OF LABORATORY ANALYSIS

This report shall not be reproduced, except in full,
without the written consent of Pace Analytical Services, Inc..

Temp Wells 1508

Pace Analytical Services, Inc.
9608 Loiret Blvd.
Lenexa, KS 66219
(913)599-5665

CERTIFICATIONS

Project: Temp Wells BLDG 4
Pace Project No.: 60201669

Kansas Certification IDs
9608 Loiret Boulevard, Lenexa, KS 66219
WY STR Certification #: 2456.01
Arkansas Certification #: 13-012-0
Illinois Certification #: 003097
Iowa Certification #: 118
Kansas/NELAP Certification #: E-10116
Louisiana Certification #: 03055
Nevada Certification #: KS000212008A
Oklahoma Certification #: 9205/9935
Texas Certification #: T104704407
Utah Certification #: KS00021

REPORT OF LABORATORY ANALYSIS

This report shall not be reproduced, except in full,
without the written consent of Pace Analytical Services, Inc..

Pace Analytical Services, Inc.
9608 Loiret Blvd.
Lenexa, KS 66219
(913)599-5665

SAMPLE SUMMARY

Project: Temp Wells BLDG 4
Pace Project No.: 60201669

Lab ID	Sample ID	Matrix	Date Collected	Date Received
60201669001	**TWBD41506-03L0828-01**	Water	08/28/15 13:29	08/28/15 14:51

This report shall not be reproduced, except in full,
without the written consent of Pace Analytical Services, Inc..

Pace Analytical Services, Inc.
9608 Loiret Blvd.
Lenexa, KS 66219
(913)599-5665

SAMPLE ANALYTE COUNT

Project: Temp Wells BLDG 4
Pace Project No.: 60201669

Lab ID	Sample ID	Method	Analysts	Analytes Reported
60201669001	**TWBD41506-03L0828-01**	EPA 8270 by SIM	NAW	18

This report shall not be reproduced, except in full,
without the written consent of Pace Analytical Services, Inc..

Pace Analytical Services, Inc.
9608 Loiret Blvd.
Lenexa, KS 66219
(913)599-5665

ANALYTICAL RESULTS

Project: Temp Wells BLDG 4
Pace Project No.: 60201669

Sample: TWBD41506-03L0828-01 **Lab ID: 60201669001** Collected: 08/28/15 13:29 Received: 08/28/15 14:51 Matrix: Water

Parameters	Results	Units	Report Limit	DF	Prepared	Analyzed	CAS No.	Qual
Field Specific Conductance	Analytical Method: EPA 120.1							
Specific Conductance	**1100**	umhos/cm	1.0	1		08/28/15 13:29		
4500H+ pH, Electrometric	Analytical Method: SM 4500-H+B							
pH	**7.1**	Std. Units	0.10	1		08/28/15 13:29		
Field Temperature	Analytical Method: SM 2550B							
Temperature	**17.6**	deg C	0.10	1		08/28/15 13:29		
Monitoring Well Data	Analytical Method:							
Collected By	**LGR**			1		08/28/15 13:29		
8270 MSSV PAH by SIM	Analytical Method: EPA 8270 by SIM Preparation Method: EPA 3510							
Acenaphthene	ND	ug/L	0.11	1	09/03/15 00:00	09/04/15 12:03	83-32-9	1e
Acenaphthylene	ND	ug/L	0.11	1	09/03/15 00:00	09/04/15 12:03	208-96-8	1e
Anthracene	ND	ug/L	0.11	1	09/03/15 00:00	09/04/15 12:03	120-12-7	1e
Benzo(a)anthracene	ND	ug/L	0.11	1	09/03/15 00:00	09/04/15 12:03	56-55-3	1e
Benzo(a)pyrene	ND	ug/L	0.11	1	09/03/15 00:00	09/04/15 12:03	50-32-8	1e
Benzo(b)fluoranthene	ND	ug/L	0.11	1	09/03/15 00:00	09/04/15 12:03	205-99-2	1e
Benzo(g,h,i)perylene	ND	ug/L	0.11	1	09/03/15 00:00	09/04/15 12:03	191-24-2	1e
Benzo(k)fluoranthene	ND	ug/L	0.11	1	09/03/15 00:00	09/04/15 12:03	207-08-9	1e
Chrysene	ND	ug/L	0.11	1	09/03/15 00:00	09/04/15 12:03	218-01-9	1e
Dibenz(a,h)anthracene	ND	ug/L	0.11	1	09/03/15 00:00	09/04/15 12:03	53-70-3	1e
Fluoranthene	ND	ug/L	0.11	1	09/03/15 00:00	09/04/15 12:03	206-44-0	1e
Fluorene	ND	ug/L	0.11	1	09/03/15 00:00	09/04/15 12:03	86-73-7	1e
Indeno(1,2,3-cd)pyrene	ND	ug/L	0.11	1	09/03/15 00:00	09/04/15 12:03	193-39-5	1e
Naphthalene	ND	ug/L	0.55	1	09/03/15 00:00	09/04/15 12:03	91-20-3	1e
Phenanthrene	ND	ug/L	0.55	1	09/03/15 00:00	09/04/15 12:03	85-01-8	1e
Pyrene	ND	ug/L	0.11	1	09/03/15 00:00	09/04/15 12:03	129-00-0	1e
Surrogates								
2-Fluorobiphenyl (S)	67	%	42-113	1	09/03/15 00:00	09/04/15 12:03	321-60-8	
Terphenyl-d14 (S)	60	%	50-118	1	09/03/15 00:00	09/04/15 12:03	1718-51-0	

REPORT OF LABORATORY ANALYSIS

This report shall not be reproduced, except in full,
without the written consent of Pace Analytical Services, Inc..

Pace Analytical Services, Inc.
9608 Loiret Blvd.
Lenexa, KS 66219
(913)599-5665

QUALITY CONTROL DATA

Project: Temp Wells BLDG 4
Pace Project No.: 60201669

QC Batch: FLD/15810
QC Batch Method: EPA 120.1
Analysis Method: EPA 120.1
Analysis Description: Field Specific Conductance
Associated Lab Samples: 60201669001

SAMPLE DUPLICATE: 1628180

Parameter	Units	60201669001 Result	Dup Result	RPD	Max RPD	Qualifiers
Specific Conductance	umhos/cm	1100	1100	0	20	

Results presented on this page are in the units indicated by the "Units" column except where an alternate unit is presented to the right of the result.

REPORT OF LABORATORY ANALYSIS

This report shall not be reproduced, except in full,
without the written consent of Pace Analytical Services, Inc..

Pace Analytical Services, Inc.
9608 Loiret Blvd.
Lenexa, KS 66219
(913)599-5665

QUALITY CONTROL DATA

Project: Temp Wells BLDG 4
Pace Project No.: 60201669

QC Batch: FLD/15809
QC Batch Method: SM 4500-H+B
Analysis Method: SM 4500-H+B
Analysis Description: Field 4500H+ pH, Electrometric
Associated Lab Samples: 60201669001

SAMPLE DUPLICATE: 1628173

Parameter	Units	60201669001 Result	Dup Result	RPD	Max RPD	Qualifiers
pH	Std. Units	7.1	7.3	2	5	

Results presented on this page are in the units indicated by the "Units" column except where an alternate unit is presented to the right of the result.

REPORT OF LABORATORY ANALYSIS

This report shall not be reproduced, except in full,
without the written consent of Pace Analytical Services, Inc..

Pace Analytical Services, Inc.
9608 Loiret Blvd.
Lenexa, KS 66219
(913)599-5665

QUALITY CONTROL DATA

Project: Temp Wells BLDG 4
Pace Project No.: 60201669

QC Batch: OEXT/50976
QC Batch Method: EPA 3510
Analysis Method: EPA 8270 by SIM
Analysis Description: 8270 Water PAH by SIM MSSV
Associated Lab Samples: 60201669001

METHOD BLANK: 1627087
Matrix: Water
Associated Lab Samples: 60201669001

Parameter	Units	Blank Result	Reporting Limit	Analyzed	Qualifiers
Acenaphthene	ug/L	ND	0.10	09/04/15 11:24	
Acenaphthylene	ug/L	ND	0.10	09/04/15 11:24	
Anthracene	ug/L	ND	0.10	09/04/15 11:24	
Benzo(a)anthracene	ug/L	ND	0.10	09/04/15 11:24	
Benzo(a)pyrene	ug/L	ND	0.10	09/04/15 11:24	
Benzo(b)fluoranthene	ug/L	ND	0.10	09/04/15 11:24	
Benzo(g,h,i)perylene	ug/L	ND	0.10	09/04/15 11:24	
Benzo(k)fluoranthene	ug/L	ND	0.10	09/04/15 11:24	
Chrysene	ug/L	ND	0.10	09/04/15 11:24	
Dibenz(a,h)anthracene	ug/L	ND	0.10	09/04/15 11:24	
Fluoranthene	ug/L	ND	0.10	09/04/15 11:24	
Fluorene	ug/L	ND	0.10	09/04/15 11:24	
Indeno(1,2,3-cd)pyrene	ug/L	ND	0.10	09/04/15 11:24	
Naphthalene	ug/L	ND	0.50	09/04/15 11:24	
Phenanthrene	ug/L	ND	0.50	09/04/15 11:24	
Pyrene	ug/L	ND	0.10	09/04/15 11:24	
2-Fluorobiphenyl (S)	%	67	42-113	09/04/15 11:24	
Terphenyl-d14 (S)	%	63	50-118	09/04/15 11:24	

LABORATORY CONTROL SAMPLE: 1627088

Parameter	Units	Spike Conc.	LCS Result	LCS % Rec	% Rec Limits	Qualifiers
Acenaphthene	ug/L	1	0.77	77	55-110	
Acenaphthylene	ug/L	1	0.73	73	53-111	
Anthracene	ug/L	1	0.77	77	54-113	
Benzo(a)anthracene	ug/L	1	0.80	80	60-117	
Benzo(a)pyrene	ug/L	1	0.80	80	57-116	
Benzo(b)fluoranthene	ug/L	1	0.85	85	58-119	
Benzo(g,h,i)perylene	ug/L	1	0.68	68	46-121	
Benzo(k)fluoranthene	ug/L	1	0.80	80	53-122	
Chrysene	ug/L	1	0.68	68	58-119	
Dibenz(a,h)anthracene	ug/L	1	0.57	57	43-125	
Fluoranthene	ug/L	1	0.84	84	59-116	
Fluorene	ug/L	1	0.78	78	49-119	
Indeno(1,2,3-cd)pyrene	ug/L	1	0.78	78	51-118	
Naphthalene	ug/L	1	0.75	75	57-110	
Phenanthrene	ug/L	1	0.88	88	59-114	
Pyrene	ug/L	1	0.81	81	55-123	
2-Fluorobiphenyl (S)	%			79	42-113	
Terphenyl-d14 (S)	%			85	50-118	

Results presented on this page are in the units indicated by the "Units" column except where an alternate unit is presented to the right of the result.

REPORT OF LABORATORY ANALYSIS

This report shall not be reproduced, except in full,
without the written consent of Pace Analytical Services, Inc..

Pace Analytical Services, Inc.
9608 Loiret Blvd.
Lenexa, KS 66219
(913)599-5665

QUALIFIERS

Project: Temp Wells BLDG 4
Pace Project No.: 60201669

DEFINITIONS

DF - Dilution Factor, if reported, represents the factor applied to the reported data due to dilution of the sample aliquot.

ND - Not Detected at or above adjusted reporting limit.

J - Estimated concentration above the adjusted method detection limit and below the adjusted reporting limit.

MDL - Adjusted Method Detection Limit.

PQL - Practical Quantitation Limit.

RL - Reporting Limit.

S - Surrogate

1,2-Diphenylhydrazine decomposes to and cannot be separated from Azobenzene using Method 8270. The result for each analyte is a combined concentration.

Consistent with EPA guidelines, unrounded data are displayed and have been used to calculate % recovery and RPD values.

LCS(D) - Laboratory Control Sample (Duplicate)

MS(D) - Matrix Spike (Duplicate)

DUP - Sample Duplicate

RPD - Relative Percent Difference

NC - Not Calculable.

SG - Silica Gel - Clean-Up

U - Indicates the compound was analyzed for, but not detected.

N-Nitrosodiphenylamine decomposes and cannot be separated from Diphenylamine using Method 8270. The result reported for each analyte is a combined concentration.

Pace Analytical is TNI accredited. Contact your Pace PM for the current list of accredited analytes.

TNI - The NELAC Institute.

BATCH QUALIFIERS

Batch: OEXT/50976

[M5] A matrix spike/matrix spike duplicate was not performed for this batch due to insufficient sample volume.

ANALYTE QUALIFIERS

1e A matrix spike/matrix spike duplicate was not performed for this batch due to insufficient sample volume.

This report shall not be reproduced, except in full,
without the written consent of Pace Analytical Services, Inc..

Pace Analytical Services, Inc.
9608 Loiret Blvd.
Lenexa, KS 66219
(913)599-5665

QUALITY CONTROL DATA CROSS REFERENCE TABLE

Project: Temp Wells BLDG 4
Pace Project No.: 60201669

Lab ID	Sample ID	QC Batch Method	QC Batch	Analytical Method	Analytical Batch
60201669001	**TWBD41506-03L0828-01**	EPA 120.1	FLD/15810		
60201669001	**TWBD41506-03L0828-01**	SM 4500-H+B	FLD/15809		
60201669001	**TWBD41506-03L0828-01**	SM 2550B	FLD/15808		
60201669001	**TWBD41506-03L0828-01**		FLD/15811		
60201669001	**TWBD41506-03L0828-01**	EPA 3510	OEXT/50976	EPA 8270 by SIM	MSSV/16544

This report shall not be reproduced, except in full,
without the written consent of Pace Analytical Services, Inc..

Pace Analytical
www.pacelabs.com

Sample Condition Upon Receipt

WO# : 60201669

60201669

Client Name: Honeywell

Optional
Proj Due Date:
Proj Name:

Courier: FedEx ☐ UPS ☐ VIA ☐ Clay ☐ PEX ☐ ECI ☐ Pace ☒ Other ☐ Client ☐

Tracking #: _____ Pace Shipping Label Used? Yes ☐ No ☐

Custody Seal on Cooler/Box Present: Yes ☐ No ☒ Seals intact: Yes ☐ No ☒

Packing Material: Bubble Wrap ☐ Bubble Bags ☒ Foam ☐ None ☐ Other ☐

Thermometer Used: CF +0.6 T-239 / CF +0.6 T-262 **Type of Ice:** (Wet) Blue None ☐ Samples received on ice, cooling process has begun.
(circle one)

Cooler Temperature: 6.0

Date and initials of person examining contents: JB 8/28

Temperature should be above freezing to 6°C

Chain of Custody present:	☒Yes ☐No ☐N/A	1.
Chain of Custody filled out:	☒Yes ☐No ☐N/A	2.
Chain of Custody relinquished:	☒Yes ☐No ☐N/A	3.
Sampler name & signature on COC:	☒Yes ☐No ☐N/A	4.
Samples arrived within holding time:	☒Yes ☐No ☐N/A	5.
Short Hold Time analyses (<72hr):	☐Yes ☒No ☐N/A	6.
Rush Turn Around Time requested:	☐Yes ☒No ☐N/A	7.
Sufficient volume:	☒Yes ☐No ☐N/A	8.
Correct containers used:	☒Yes ☐No ☐N/A	
Pace containers used:	☒Yes ☐No ☐N/A	9.
Containers intact:	☒Yes ☐No ☐N/A	10.
Unpreserved 5035A soils frozen w/in 48hrs?	☐Yes ☐No ☒N/A	11.
Filtered volume received for dissolved tests?	☐Yes ☐No ☒N/A	12.
Sample labels match COC:	☒Yes ☐No ☐N/A	
Includes date/time/ID/analyses Matrix: WT		13.
All containers needing preservation have been checked.	☐Yes ☐No ☒N/A	
All containers needing preservation are found to be in compliance with EPA recommendation.	☐Yes ☐No ☒N/A	14.
Exceptions: VOA, Coliform, O&G, WI-DRO (water)	☐Yes ☒No	Initial when completed / Lot # of added preservative
Trip Blank present:	☐Yes ☐No ☒N/A	
Pace Trip Blank lot # (if purchased): _____		15.
Headspace in VOA vials (>6mm):	☐Yes ☐No ☒N/A	16.
Project sampled in USDA Regulated Area:	☐Yes ☐No ☒N/A	17. List State:
Additional labels attached to 5035A vials in the field?	☐Yes ☐No ☒N/A	18.

Client Notification/ Resolution: Copy COC to Client? Y / N Field Data Required? Y / N

Person Contacted: _____ Date/Time: _____

Comments/ Resolution: _____

Project Manager Review: _____ Date: _____

CHAIN_OF_CUSTODY / Analytical Request Document

8/19/2015

Pace Analytical

Page: / of /

Section A Required Client Information	Section B Required Project Information	Section C Invoice Information
Client: HONEYWELL FM&T	Report to:	Attention: Accounts Recievable
Address: D/SE1 OD48 PO Box 419159	Copy to:	Company:
Kansas City MO		Address:
Email:	PO #:	Quote Ref:
Phone: 997-7332 pgr 0209	Project: Temp. Wells BLDG 4	Pace PM: BLG
Due/TAT:	Project #:	Pace Profile: 8218: 1

Regulatory Agency No

Site Location STATE

Section D Required Client Information

Matrix Codes
Drinking Water = DW
WATER = WT
WASTE WATER = WW
PRODUCT = P
SOIL/SOLID = SL
OIL = OL
WIPE = WP
AIR = AR
OTHER = OT
TISSUE = TS

SAMPLE
(A-Z, 0-9/,-)
Sample IDs MUST BE UNIQUE

Item #	SAMPLE	MATRIX CODE	Sample Type (G=Grab C=Comp)	COLLECTED Composite Start Date	Composite Start Time	Composite End/Grab Date	Composite End/Grab Time	Total # of Containers	Preservation and Quantity: NONE	Unpreserved	H2SO4	HNO3	HCL	NaOH	Na2S2O3	Methanol	Other	Analysis Test: 8270 PAH												Pace Project No. / Lab I.D.
1	TWBD41506-03L-0828-01	LTT	C			8/28/15	1379	2		2								/			(2) AG14									01
2																														
3																														
4																														
5																														
6																														
7																														
8																														
9																														
10																														

60201669

COMMENTS	RELINQUISHED BY	DATE	TIME	ACCEPTED BY	DATE	TIME	SAMPLE CONDITIONS			
1.256 0427151KA	[signature]	8/28/15	1451	[signature]	8/28	1451	60	Y	N	Y

SAMPLER NAME AND SIGNATURE
Print Name of Sampler: [signature]
Signature of Sampler: [signature]
Date Signed: 8/28/15

Temp C | Received On Ice | Custody Sealed | Samples Intact

Pace Analytical Services, Inc.
9608 Loiret Blvd.
Lenexa, KS 66219
(913)599-5665

September 10, 2015

Request #6630

Mr. MIKE STITES
HONEYWELL FM & T, LLC
KANSAS CITY DIVISION
PO BOX 419159
KANSAS CITY, MO 641416159

Received 09/10/2015

RE: Project: Temp Wells BLDG 4
Pace Project No.: 60199734

Dear Mr. STITES:
Enclosed are the analytical results for sample(s) received by the laboratory between August 03, 2015 and August 04, 2015. The results relate only to the samples included in this report. Results reported herein conform to the most current TNI standards and the laboratory's Quality Assurance Manual, where applicable, unless otherwise noted in the body of the report.

If you have any questions concerning this report, please feel free to contact me.

Sincerely,

Brad Godwin
brad.godwin@pacelabs.com
PM Lab Management

Enclosures

cc: Mr. Joe Baker, HONEYWELL FM & T, LLC
Mr. Garry LaBelle, HONEYWELL FM&T
Mr. Steve Ramm, HONEYWELL FM & T, LLC

REPORT OF LABORATORY ANALYSIS

This report shall not be reproduced, except in full,
without the written consent of Pace Analytical Services, Inc..

Temp Wells 1508

Pace Analytical Services, Inc.
9608 Loiret Blvd.
Lenexa, KS 66219
(913)599-5665

CERTIFICATIONS

Project: Temp Wells BLDG 4
Pace Project No.: 60199734

Ormond Beach Certification IDs
8 East Tower Circle, Ormond Beach, FL 32174
Alabama Certification #: 41320
Connecticut Certification #: PH-0216
Delaware Certification: FL NELAC Reciprocity
Florida Certification #: E83079
Georgia Certification #: 955
Guam Certification: FL NELAC Reciprocity
Hawaii Certification: FL NELAC Reciprocity
Illinois Certification #: 200068
Indiana Certification: FL NELAC Reciprocity
Kansas Certification #: E-10383
Kentucky Certification #: 90050
Louisiana Certification #: FL NELAC Reciprocity
Louisiana Environmental Certificate #: 05007
Maryland Certification: #346
Michigan Certification #: 9911
Mississippi Certification: FL NELAC Reciprocity
Missouri Certification #: 236
Montana Certification #: Cert 0074
Nebraska Certification: NE-OS-28-14
Nevada Certification: FL NELAC Reciprocity
New Hampshire Certification #: 2958
New York Certification #: 11608
North Carolina Environmental Certificate #: 667
North Carolina Certification #: 12710
North Dakota Certification #: R-216
Pennsylvania Certification #: 68-00547
Puerto Rico Certification #: FL01264
South Carolina Certification: #96042001
Tennessee Certification #: TN02974
Texas Certification: FL NELAC Reciprocity
US Virgin Islands Certification: FL NELAC Reciprocity
Virginia Environmental Certification #: 460165
West Virginia Certification #: 9962C
Wisconsin Certification #: 399079670
Wyoming (EPA Region 8): FL NELAC Reciprocity

Kansas Certification IDs
9608 Loiret Boulevard, Lenexa, KS 66219
WY STR Certification #: 2456.01
Arkansas Certification #: 15-016-0
Illinois Certification #: 003097
Iowa Certification #: 118
Kansas/NELAP Certification #: E-10116
Louisiana Certification #: 03055
Nevada Certification #: KS000212008A
Oklahoma Certification #: 9205/9935
Texas Certification #: T104704407
Utah Certification #: KS00021

Southeast Kansas Certification IDs
808 West McKay, Frontenac, KS 66763
Arkansas Certification #: 13-012-0
Iowa Certification #: 118
Kansas/NELAP Certification #: E-10116
Louisiana Certification #: 03055
Oklahoma Certification #: 2012-051
Texas Certification #: T104704407-13-4
Utah Certification #: KS000212013-3
Minnesota Certification #: 495004

This report shall not be reproduced, except in full,
without the written consent of Pace Analytical Services, Inc..

Pace Analytical Services, Inc.
9608 Loiret Blvd.
Lenexa, KS 66219
(913)599-5665

SAMPLE SUMMARY

Project: Temp Wells BLDG 4
Pace Project No.: 60199734

Lab ID	Sample ID	Matrix	Date Collected	Date Received
60199734001	**TWBD41506-01L-0803-01**	Water	08/03/15 11:14	08/03/15 15:04
60199734002	**TWBD41506-02L-0803-01**	Water	08/03/15 12:31	08/03/15 15:04
60199734003	**TWBD41506-03L-0803-01**	Water	08/03/15 13:56	08/03/15 15:04
60199734004	**QATB-150803-01**	Water	08/03/15 11:14	08/03/15 15:04
60199734005	**QAEB-150803-01**	Water	08/03/15 10:52	08/03/15 15:04
60199807001	**TWBD41506-04L-0804-01**	Water	08/04/15 09:44	08/04/15 15:41

This report shall not be reproduced, except in full,
without the written consent of Pace Analytical Services, Inc..

Pace Analytical Services, Inc.
9608 Loiret Blvd.
Lenexa, KS 66219
(913)599-5665

SAMPLE ANALYTE COUNT

Project: Temp Wells BLDG 4
Pace Project No.: 60199734

Lab ID	Sample ID	Method	Analysts	Analytes Reported	Laboratory
60199734001	**TWBD41506-01L-0803-01**	EPA 8015B	ACW	3	PASI-K
		EPA 6010	JGP	7	PASI-K
		EPA 6010	TDS	7	PASI-K
		EPA 7470	NDJ	1	PASI-K
		EPA 7470	NDJ	1	PASI-K
		EPA 522	EAO	2	PASI-O
		EPA 8270 by SIM	NAW	18	PASI-K
		EPA 5030B/8260	PGH	42	PASI-K
		EPA 8260	PGH	2	PASI-K
		EPA 120.1	LGR	1	PASI-SE
60199734002	**TWBD41506-02L-0803-01**	EPA 8015B	ACW	3	PASI-K
		EPA 6010	JGP	7	PASI-K
		EPA 6010	TDS	7	PASI-K
		EPA 7470	NDJ	1	PASI-K
		EPA 7470	NDJ	1	PASI-K
		EPA 522	EAO	2	PASI-O
		EPA 8270 by SIM	NAW	18	PASI-K
		EPA 5030B/8260	PGH	42	PASI-K
		EPA 8260	PGH	2	PASI-K
		EPA 120.1	LGR	1	PASI-SE
60199734003	**TWBD41506-03L-0803-01**	EPA 8015B	ACW	3	PASI-K
		EPA 6010	JGP	7	PASI-K
		EPA 6010	TDS	7	PASI-K
		EPA 7470	NDJ	1	PASI-K
		EPA 7470	NDJ	1	PASI-K
		EPA 522	EAO	2	PASI-O
		EPA 5030B/8260	PGH	42	PASI-K
		EPA 8260	PGH	2	PASI-K
		EPA 120.1	LGR	1	PASI-SE
60199734004	**QATB-150803-01**	EPA 5030B/8260	PGH	42	PASI-K
60199734005	**QAEB-150803-01**	EPA 5030B/8260	PGH	42	PASI-K
60199807001	**TWBD41506-04L-0804-01**	EPA 8015B	ACW	3	PASI-K
		EPA 6010	TDS	7	PASI-K
		EPA 6010	JGP	7	PASI-K
		EPA 7470	NDJ	1	PASI-K
		EPA 7470	NDJ	1	PASI-K
		EPA 522	EAO	2	PASI-O

REPORT OF LABORATORY ANALYSIS

This report shall not be reproduced, except in full,
without the written consent of Pace Analytical Services, Inc..

Pace Analytical Services, Inc.
9608 Loiret Blvd.
Lenexa, KS 66219
(913)599-5665

SAMPLE ANALYTE COUNT

Project: Temp Wells BLDG 4
Pace Project No.: 60199734

Lab ID	Sample ID	Method	Analysts	Analytes Reported	Laboratory
		EPA 8270 by SIM	NAW	18	PASI-K
		EPA 5030B/8260	PGH	42	PASI-K
		EPA 8260	JDH	5	PASI-K
		EPA 120.1	LGR	1	PASI-SE

This report shall not be reproduced, except in full,
without the written consent of Pace Analytical Services, Inc..

Pace Analytical Services, Inc.
9608 Loiret Blvd.
Lenexa, KS 66219
(913)599-5665

ANALYTICAL RESULTS

Project: Temp Wells BLDG 4
Pace Project No.: 60199734

Sample: TWBD41506-01L-0803-01 **Lab ID: 60199734001** Collected: 08/03/15 11:14 Received: 08/03/15 15:04 Matrix: Water

Parameters	Results	Units	Report Limit	DF	Prepared	Analyzed	CAS No.	Qual
4500H+ pH, Electrometric	Analytical Method: SM 4500-H+B							
pH	**6.5**	Std. Units	0.10	1		08/03/15 11:14		
Field Temperature	Analytical Method: SM 2550B							
Temperature	**18.0**	deg C	0.10	1		08/03/15 11:09		
Monitoring Well Data	Analytical Method:							
Collected By	**LGR**			1		08/03/15 11:14		
8015B Diesel Range Organics	Analytical Method: EPA 8015B Preparation Method: EPA 3510C							
TPH-DRO	ND	mg/L	0.50	1	08/06/15 00:00	08/07/15 17:41		1e
Surrogates								
p-Terphenyl (S)	80	%	31-126	1	08/06/15 00:00	08/07/15 17:41	92-94-4	
n-Tetracosane (S)	67	%	20-126	1	08/06/15 00:00	08/07/15 17:41	646-31-1	
6010 MET ICP	Analytical Method: EPA 6010 Preparation Method: EPA 3010							
Arsenic	**40.5**	ug/L	10.0	1	08/05/15 15:05	08/06/15 10:25	7440-38-2	
Barium	**1530**	ug/L	10.0	1	08/05/15 15:05	08/06/15 10:25	7440-39-3	
Cadmium	ND	ug/L	5.0	1	08/05/15 15:05	08/06/15 10:25	7440-43-9	
Chromium	**18.4**	ug/L	5.0	1	08/05/15 15:05	08/06/15 10:25	7440-47-3	
Lead	**19.7**	ug/L	5.0	1	08/05/15 15:05	08/06/15 10:25	7439-92-1	
Selenium	ND	ug/L	15.0	1	08/05/15 15:05	08/06/15 10:25	7782-49-2	
Silver	ND	ug/L	7.0	1	08/05/15 15:05	08/06/15 10:25	7440-22-4	
6010 MET ICP, Dissolved	Analytical Method: EPA 6010 Preparation Method: EPA 3010							
Arsenic, Dissolved	**34.2**	ug/L	10.0	1	08/05/15 10:00	08/05/15 16:51	7440-38-2	
Barium, Dissolved	**1410**	ug/L	10.0	1	08/05/15 10:00	08/05/15 16:51	7440-39-3	
Cadmium, Dissolved	ND	ug/L	5.0	1	08/05/15 10:00	08/05/15 16:51	7440-43-9	
Chromium, Dissolved	ND	ug/L	5.0	1	08/05/15 10:00	08/05/15 16:51	7440-47-3	
Lead, Dissolved	ND	ug/L	5.0	1	08/05/15 10:00	08/05/15 16:51	7439-92-1	
Selenium, Dissolved	ND	ug/L	15.0	1	08/05/15 10:00	08/05/15 16:51	7782-49-2	
Silver, Dissolved	ND	ug/L	7.0	1	08/05/15 10:00	08/05/15 16:51	7440-22-4	
7470 Mercury	Analytical Method: EPA 7470 Preparation Method: EPA 7470							
Mercury	ND	ug/L	0.20	1	08/05/15 15:00	08/06/15 11:09	7439-97-6	
7470 Mercury, Dissolved	Analytical Method: EPA 7470 Preparation Method: EPA 7470							
Mercury, Dissolved	ND	ug/L	0.20	1	08/05/15 15:00	08/06/15 10:38	7439-97-6	
522 MSS 1,4 Dioxane	Analytical Method: EPA 522 Preparation Method: EPA 522							
1,4-Dioxane (p-Dioxane)	ND	ug/L	0.70	1	08/11/15 15:05	08/12/15 15:56	123-91-1	
Surrogates								
1,4-Dioxane-d8 (S)	96	%	70-130	1	08/11/15 15:05	08/12/15 15:56		
8270 MSSV PAH by SIM	Analytical Method: EPA 8270 by SIM Preparation Method: EPA 3510							
Acenaphthene	ND	ug/L	0.10	1	08/10/15 00:00	08/11/15 19:08	83-32-9	1e

REPORT OF LABORATORY ANALYSIS

This report shall not be reproduced, except in full,
without the written consent of Pace Analytical Services, Inc..

Pace Analytical Services, Inc.
9608 Loiret Blvd.
Lenexa, KS 66219
(913)599-5665

ANALYTICAL RESULTS

Project: Temp Wells BLDG 4
Pace Project No.: 60199734

Sample: TWBD41506-01L-0803-01 **Lab ID: 60199734001** Collected: 08/03/15 11:14 Received: 08/03/15 15:04 Matrix: Water

Parameters	Results	Units	Report Limit	DF	Prepared	Analyzed	CAS No.	Qual
8270 MSSV PAH by SIM	Analytical Method: EPA 8270 by SIM Preparation Method: EPA 3510							
Acenaphthylene	ND	ug/L	0.10	1	08/10/15 00:00	08/11/15 19:08	208-96-8	1e
Anthracene	ND	ug/L	0.10	1	08/10/15 00:00	08/11/15 19:08	120-12-7	1e
Benzo(a)anthracene	ND	ug/L	0.10	1	08/10/15 00:00	08/11/15 19:08	56-55-3	1e
Benzo(a)pyrene	ND	ug/L	0.10	1	08/10/15 00:00	08/11/15 19:08	50-32-8	1e
Benzo(b)fluoranthene	ND	ug/L	0.10	1	08/10/15 00:00	08/11/15 19:08	205-99-2	1e
Benzo(g,h,i)perylene	ND	ug/L	0.10	1	08/10/15 00:00	08/11/15 19:08	191-24-2	1e
Benzo(k)fluoranthene	ND	ug/L	0.10	1	08/10/15 00:00	08/11/15 19:08	207-08-9	1e
Chrysene	ND	ug/L	0.10	1	08/10/15 00:00	08/11/15 19:08	218-01-9	1e
Dibenz(a,h)anthracene	ND	ug/L	0.10	1	08/10/15 00:00	08/11/15 19:08	53-70-3	1e
Fluoranthene	ND	ug/L	0.10	1	08/10/15 00:00	08/11/15 19:08	206-44-0	1e
Fluorene	ND	ug/L	0.10	1	08/10/15 00:00	08/11/15 19:08	86-73-7	1e
Indeno(1,2,3-cd)pyrene	ND	ug/L	0.10	1	08/10/15 00:00	08/11/15 19:08	193-39-5	1e
Naphthalene	ND	ug/L	0.50	1	08/10/15 00:00	08/11/15 19:08	91-20-3	1e
Phenanthrene	ND	ug/L	0.50	1	08/10/15 00:00	08/11/15 19:08	85-01-8	1e
Pyrene	ND	ug/L	0.10	1	08/10/15 00:00	08/11/15 19:08	129-00-0	1e
Surrogates								
2-Fluorobiphenyl (S)	69	%	42-113	1	08/10/15 00:00	08/11/15 19:08	321-60-8	
Terphenyl-d14 (S)	80	%	50-118	1	08/10/15 00:00	08/11/15 19:08	1718-51-0	
8260 MSV	Analytical Method: EPA 5030B/8260							
Acetone	ND	ug/L	10.0	1		08/05/15 14:25	67-64-1	
Benzene	ND	ug/L	2.0	1		08/05/15 14:25	71-43-2	
Bromodichloromethane	ND	ug/L	1.0	1		08/05/15 14:25	75-27-4	
Bromoform	ND	ug/L	2.0	1		08/05/15 14:25	75-25-2	
Bromomethane	ND	ug/L	3.0	1		08/05/15 14:25	74-83-9	
2-Butanone (MEK)	ND	ug/L	5.0	1		08/05/15 14:25	78-93-3	
Carbon disulfide	ND	ug/L	5.0	1		08/05/15 14:25	75-15-0	
Carbon tetrachloride	ND	ug/L	1.2	1		08/05/15 14:25	56-23-5	
Chlorobenzene	ND	ug/L	0.70	1		08/05/15 14:25	108-90-7	
Chloroethane	ND	ug/L	5.2	1		08/05/15 14:25	75-00-3	
Chloroform	ND	ug/L	0.50	1		08/05/15 14:25	67-66-3	
Chloromethane	ND	ug/L	0.80	1		08/05/15 14:25	74-87-3	
Dibromochloromethane	ND	ug/L	0.90	1		08/05/15 14:25	124-48-1	
1,2-Dichlorobenzene	ND	ug/L	1.0	1		08/05/15 14:25	95-50-1	
1,3-Dichlorobenzene	ND	ug/L	1.0	1		08/05/15 14:25	541-73-1	
1,4-Dichlorobenzene	ND	ug/L	1.0	1		08/05/15 14:25	106-46-7	
1,1-Dichloroethane	ND	ug/L	0.70	1		08/05/15 14:25	75-34-3	
1,2-Dichloroethane	ND	ug/L	0.50	1		08/05/15 14:25	107-06-2	
1,2-Dichloroethene (Total)	ND	ug/L	5.0	1		08/05/15 14:25	540-59-0	
1,1-Dichloroethene	ND	ug/L	1.3	1		08/05/15 14:25	75-35-4	
1,2-Dichloropropane	ND	ug/L	0.50	1		08/05/15 14:25	78-87-5	
cis-1,3-Dichloropropene	ND	ug/L	3.4	1		08/05/15 14:25	10061-01-5	
trans-1,3-Dichloropropene	ND	ug/L	0.60	1		08/05/15 14:25	10061-02-6	
Ethylbenzene	ND	ug/L	2.0	1		08/05/15 14:25	100-41-4	
2-Hexanone	ND	ug/L	5.0	1		08/05/15 14:25	591-78-6	
Methylene chloride	ND	ug/L	2.5	1		08/05/15 14:25	75-09-2	
4-Methyl-2-pentanone (MIBK)	ND	ug/L	5.0	1		08/05/15 14:25	108-10-1	

REPORT OF LABORATORY ANALYSIS

This report shall not be reproduced, except in full,
without the written consent of Pace Analytical Services, Inc..

Pace Analytical Services, Inc.
9608 Loiret Blvd.
Lenexa, KS 66219
(913)599-5665

ANALYTICAL RESULTS

Project: Temp Wells BLDG 4
Pace Project No.: 60199734

Sample: TWBD41506-01L-0803-01 **Lab ID: 60199734001** Collected: 08/03/15 11:14 Received: 08/03/15 15:04 Matrix: Water

Parameters	Results	Units	Report Limit	DF	Prepared	Analyzed	CAS No.	Qual
8260 MSV	Analytical Method: EPA 5030B/8260							
Styrene	ND	ug/L	5.0	1		08/05/15 14:25	100-42-5	
1,1,2,2-Tetrachloroethane	ND	ug/L	0.50	1		08/05/15 14:25	79-34-5	
Tetrachloroethene	ND	ug/L	0.50	1		08/05/15 14:25	127-18-4	
Toluene	ND	ug/L	2.0	1		08/05/15 14:25	108-88-3	
1,1,1-Trichloroethane	ND	ug/L	0.50	1		08/05/15 14:25	71-55-6	
1,1,2-Trichloroethane	ND	ug/L	0.50	1		08/05/15 14:25	79-00-5	
Trichloroethene	ND	ug/L	1.2	1		08/05/15 14:25	79-01-6	
Trichlorofluoromethane	ND	ug/L	5.0	1		08/05/15 14:25	75-69-4	
1,1,2-Trichlorotrifluoroethane	ND	ug/L	1.0	1		08/05/15 14:25	76-13-1	
Vinyl chloride	ND	ug/L	1.8	1		08/05/15 14:25	75-01-4	
Xylene (Total)	ND	ug/L	7.0	1		08/05/15 14:25	1330-20-7	
Surrogates								
4-Bromofluorobenzene (S)	98	%	80-120	1		08/05/15 14:25	460-00-4	
1,2-Dichloroethane-d4 (S)	102	%	80-120	1		08/05/15 14:25	17060-07-0	
Toluene-d8 (S)	99	%	80-120	1		08/05/15 14:25	2037-26-5	
Preservation pH	**1.0**		0.10	1		08/05/15 14:25		
8260 MSV GRO and Oxygenates	Analytical Method: EPA 8260							
Preservation pH	**1.0**		0.10	1		08/05/15 14:25		
TPH-GRO	ND	ug/L	500	1		08/05/15 14:25		
Field Specific Conductance	Analytical Method: EPA 120.1							
Specific Conductance	**3080**	umhos/cm	1.0	1		08/03/15 11:14		

REPORT OF LABORATORY ANALYSIS

This report shall not be reproduced, except in full,
without the written consent of Pace Analytical Services, Inc..

Pace Analytical Services, Inc.
9608 Loiret Blvd.
Lenexa, KS 66219
(913)599-5665

ANALYTICAL RESULTS

Project: Temp Wells BLDG 4
Pace Project No.: 60199734

Sample: TWBD41506-02L-0803-01 **Lab ID: 60199734002** Collected: 08/03/15 12:31 Received: 08/03/15 15:04 Matrix: Water

Parameters	Results	Units	Report Limit	DF	Prepared	Analyzed	CAS No.	Qual
4500H+ pH, Electrometric	Analytical Method: SM 4500-H+B							
pH	**6.8**	Std. Units	0.10	1		08/03/15 12:31		
Field Temperature	Analytical Method: SM 2550B							
Temperature	**18.5**	deg C	0.10	1		08/03/15 12:24		
Monitoring Well Data	Analytical Method:							
Collected By	**LGR**			1		08/03/15 12:31		
8015B Diesel Range Organics	Analytical Method: EPA 8015B Preparation Method: EPA 3510C							
TPH-DRO	ND	mg/L	0.50	1	08/06/15 00:00	08/07/15 17:48		1e
Surrogates								
p-Terphenyl (S)	81	%	31-126	1	08/06/15 00:00	08/07/15 17:48	92-94-4	
n-Tetracosane (S)	63	%	20-126	1	08/06/15 00:00	08/07/15 17:48	646-31-1	
6010 MET ICP	Analytical Method: EPA 6010 Preparation Method: EPA 3010							
Arsenic	ND	ug/L	10.0	1	08/05/15 15:05	08/06/15 10:32	7440-38-2	
Barium	**751**	ug/L	10.0	1	08/05/15 15:05	08/06/15 10:32	7440-39-3	
Cadmium	ND	ug/L	5.0	1	08/05/15 15:05	08/06/15 10:32	7440-43-9	
Chromium	**8.0**	ug/L	5.0	1	08/05/15 15:05	08/06/15 10:32	7440-47-3	
Lead	**9.4**	ug/L	5.0	1	08/05/15 15:05	08/06/15 10:32	7439-92-1	
Selenium	ND	ug/L	15.0	1	08/05/15 15:05	08/06/15 10:32	7782-49-2	
Silver	ND	ug/L	7.0	1	08/05/15 15:05	08/06/15 10:32	7440-22-4	
6010 MET ICP, Dissolved	Analytical Method: EPA 6010 Preparation Method: EPA 3010							
Arsenic, Dissolved	ND	ug/L	10.0	1	08/05/15 10:00	08/05/15 16:53	7440-38-2	
Barium, Dissolved	**698**	ug/L	10.0	1	08/05/15 10:00	08/05/15 16:53	7440-39-3	
Cadmium, Dissolved	ND	ug/L	5.0	1	08/05/15 10:00	08/05/15 16:53	7440-43-9	
Chromium, Dissolved	ND	ug/L	5.0	1	08/05/15 10:00	08/05/15 16:53	7440-47-3	
Lead, Dissolved	ND	ug/L	5.0	1	08/05/15 10:00	08/05/15 16:53	7439-92-1	
Selenium, Dissolved	ND	ug/L	15.0	1	08/05/15 10:00	08/05/15 16:53	7782-49-2	
Silver, Dissolved	ND	ug/L	7.0	1	08/05/15 10:00	08/05/15 16:53	7440-22-4	
7470 Mercury	Analytical Method: EPA 7470 Preparation Method: EPA 7470							
Mercury	ND	ug/L	0.20	1	08/05/15 15:00	08/06/15 11:16	7439-97-6	
7470 Mercury, Dissolved	Analytical Method: EPA 7470 Preparation Method: EPA 7470							
Mercury, Dissolved	ND	ug/L	0.20	1	08/05/15 15:00	08/06/15 10:45	7439-97-6	
522 MSS 1,4 Dioxane	Analytical Method: EPA 522 Preparation Method: EPA 522							
1,4-Dioxane (p-Dioxane)	ND	ug/L	0.70	1	08/11/15 15:05	08/12/15 16:20	123-91-1	
Surrogates								
1,4-Dioxane-d8 (S)	114	%	70-130	1	08/11/15 15:05	08/12/15 16:20		
8270 MSSV PAH by SIM	Analytical Method: EPA 8270 by SIM Preparation Method: EPA 3510							
Acenaphthene	ND	ug/L	0.10	1	08/10/15 00:00	08/11/15 19:28	83-32-9	1e

REPORT OF LABORATORY ANALYSIS

This report shall not be reproduced, except in full,
without the written consent of Pace Analytical Services, Inc..

Pace Analytical Services, Inc.
9608 Loiret Blvd.
Lenexa, KS 66219
(913)599-5665

ANALYTICAL RESULTS

Project: Temp Wells BLDG 4
Pace Project No.: 60199734

Sample: TWBD41506-02L-0803-01 **Lab ID: 60199734002** Collected: 08/03/15 12:31 Received: 08/03/15 15:04 Matrix: Water

Parameters	Results	Units	Report Limit	DF	Prepared	Analyzed	CAS No.	Qual
8270 MSSV PAH by SIM	Analytical Method: EPA 8270 by SIM Preparation Method: EPA 3510							
Acenaphthylene	ND	ug/L	0.10	1	08/10/15 00:00	08/11/15 19:28	208-96-8	1e
Anthracene	ND	ug/L	0.10	1	08/10/15 00:00	08/11/15 19:28	120-12-7	1e
Benzo(a)anthracene	ND	ug/L	0.10	1	08/10/15 00:00	08/11/15 19:28	56-55-3	1e
Benzo(a)pyrene	ND	ug/L	0.10	1	08/10/15 00:00	08/11/15 19:28	50-32-8	1e
Benzo(b)fluoranthene	ND	ug/L	0.10	1	08/10/15 00:00	08/11/15 19:28	205-99-2	1e
Benzo(g,h,i)perylene	ND	ug/L	0.10	1	08/10/15 00:00	08/11/15 19:28	191-24-2	1e
Benzo(k)fluoranthene	ND	ug/L	0.10	1	08/10/15 00:00	08/11/15 19:28	207-08-9	1e
Chrysene	ND	ug/L	0.10	1	08/10/15 00:00	08/11/15 19:28	218-01-9	1e
Dibenz(a,h)anthracene	ND	ug/L	0.10	1	08/10/15 00:00	08/11/15 19:28	53-70-3	1e
Fluoranthene	ND	ug/L	0.10	1	08/10/15 00:00	08/11/15 19:28	206-44-0	1e
Fluorene	ND	ug/L	0.10	1	08/10/15 00:00	08/11/15 19:28	86-73-7	1e
Indeno(1,2,3-cd)pyrene	ND	ug/L	0.10	1	08/10/15 00:00	08/11/15 19:28	193-39-5	1e
Naphthalene	ND	ug/L	0.50	1	08/10/15 00:00	08/11/15 19:28	91-20-3	1e
Phenanthrene	ND	ug/L	0.50	1	08/10/15 00:00	08/11/15 19:28	85-01-8	1e
Pyrene	ND	ug/L	0.10	1	08/10/15 00:00	08/11/15 19:28	129-00-0	1e
Surrogates								
2-Fluorobiphenyl (S)	68	%	42-113	1	08/10/15 00:00	08/11/15 19:28	321-60-8	
Terphenyl-d14 (S)	76	%	50-118	1	08/10/15 00:00	08/11/15 19:28	1718-51-0	
8260 MSV	Analytical Method: EPA 5030B/8260							
Acetone	ND	ug/L	10.0	1		08/05/15 14:40	67-64-1	
Benzene	ND	ug/L	2.0	1		08/05/15 14:40	71-43-2	
Bromodichloromethane	ND	ug/L	1.0	1		08/05/15 14:40	75-27-4	
Bromoform	ND	ug/L	2.0	1		08/05/15 14:40	75-25-2	
Bromomethane	ND	ug/L	3.0	1		08/05/15 14:40	74-83-9	
2-Butanone (MEK)	ND	ug/L	5.0	1		08/05/15 14:40	78-93-3	
Carbon disulfide	ND	ug/L	5.0	1		08/05/15 14:40	75-15-0	
Carbon tetrachloride	ND	ug/L	1.2	1		08/05/15 14:40	56-23-5	
Chlorobenzene	ND	ug/L	0.70	1		08/05/15 14:40	108-90-7	
Chloroethane	ND	ug/L	5.2	1		08/05/15 14:40	75-00-3	
Chloroform	ND	ug/L	0.50	1		08/05/15 14:40	67-66-3	
Chloromethane	ND	ug/L	0.80	1		08/05/15 14:40	74-87-3	
Dibromochloromethane	ND	ug/L	0.90	1		08/05/15 14:40	124-48-1	
1,2-Dichlorobenzene	ND	ug/L	1.0	1		08/05/15 14:40	95-50-1	
1,3-Dichlorobenzene	ND	ug/L	1.0	1		08/05/15 14:40	541-73-1	
1,4-Dichlorobenzene	ND	ug/L	1.0	1		08/05/15 14:40	106-46-7	
1,1-Dichloroethane	ND	ug/L	0.70	1		08/05/15 14:40	75-34-3	
1,2-Dichloroethane	**0.53**	ug/L	0.50	1		08/05/15 14:40	107-06-2	
1,2-Dichloroethene (Total)	**1550**	ug/L	125	25		08/06/15 16:17	540-59-0	
1,1-Dichloroethene	**1.4**	ug/L	1.3	1		08/05/15 14:40	75-35-4	
1,2-Dichloropropane	ND	ug/L	0.50	1		08/05/15 14:40	78-87-5	
cis-1,3-Dichloropropene	ND	ug/L	3.4	1		08/05/15 14:40	10061-01-5	
trans-1,3-Dichloropropene	ND	ug/L	0.60	1		08/05/15 14:40	10061-02-6	
Ethylbenzene	ND	ug/L	2.0	1		08/05/15 14:40	100-41-4	
2-Hexanone	ND	ug/L	5.0	1		08/05/15 14:40	591-78-6	
Methylene chloride	ND	ug/L	2.5	1		08/05/15 14:40	75-09-2	
4-Methyl-2-pentanone (MIBK)	ND	ug/L	5.0	1		08/05/15 14:40	108-10-1	

REPORT OF LABORATORY ANALYSIS

This report shall not be reproduced, except in full,
without the written consent of Pace Analytical Services, Inc..

Pace Analytical Services, Inc.
9608 Loiret Blvd.
Lenexa, KS 66219
(913)599-5665

ANALYTICAL RESULTS

Project: Temp Wells BLDG 4
Pace Project No.: 60199734

Sample: TWBD41506-02L-0803-01 **Lab ID: 60199734002** Collected: 08/03/15 12:31 Received: 08/03/15 15:04 Matrix: Water

Parameters	Results	Units	Report Limit	DF	Prepared	Analyzed	CAS No.	Qual
8260 MSV	Analytical Method: EPA 5030B/8260							
Styrene	ND	ug/L	5.0	1		08/05/15 14:40	100-42-5	
1,1,2,2-Tetrachloroethane	ND	ug/L	0.50	1		08/05/15 14:40	79-34-5	
Tetrachloroethene	ND	ug/L	0.50	1		08/05/15 14:40	127-18-4	
Toluene	ND	ug/L	2.0	1		08/05/15 14:40	108-88-3	
1,1,1-Trichloroethane	ND	ug/L	0.50	1		08/05/15 14:40	71-55-6	
1,1,2-Trichloroethane	ND	ug/L	0.50	1		08/05/15 14:40	79-00-5	
Trichloroethene	**8.8**	ug/L	1.2	1		08/05/15 14:40	79-01-6	
Trichlorofluoromethane	ND	ug/L	5.0	1		08/05/15 14:40	75-69-4	
1,1,2-Trichlorotrifluoroethane	ND	ug/L	1.0	1		08/05/15 14:40	76-13-1	
Vinyl chloride	**258**	ug/L	45.0	25		08/06/15 16:17	75-01-4	
Xylene (Total)	ND	ug/L	7.0	1		08/05/15 14:40	1330-20-7	
Surrogates								
4-Bromofluorobenzene (S)	98	%	80-120	1		08/05/15 14:40	460-00-4	
1,2-Dichloroethane-d4 (S)	100	%	80-120	1		08/05/15 14:40	17060-07-0	
Toluene-d8 (S)	103	%	80-120	1		08/05/15 14:40	2037-26-5	
Preservation pH	**1.0**		0.10	1		08/05/15 14:40		
8260 MSV GRO and Oxygenates	Analytical Method: EPA 8260							
Preservation pH	**1.0**		0.10	1		08/05/15 14:40		
TPH-GRO	**2030**	ug/L	500	1		08/05/15 14:40		
Field Specific Conductance	Analytical Method: EPA 120.1							
Specific Conductance	**1450**	umhos/cm	1.0	1		08/03/15 12:31		

REPORT OF LABORATORY ANALYSIS

This report shall not be reproduced, except in full,
without the written consent of Pace Analytical Services, Inc..

Pace Analytical Services, Inc.
9608 Loiret Blvd.
Lenexa, KS 66219
(913)599-5665

ANALYTICAL RESULTS

Project: Temp Wells BLDG 4
Pace Project No.: 60199734

Sample: TWBD41506-03L-0803-01 **Lab ID: 60199734003** Collected: 08/03/15 13:56 Received: 08/03/15 15:04 Matrix: Water

Parameters	Results	Units	Report Limit	DF	Prepared	Analyzed	CAS No.	Qual
4500H+ pH, Electrometric	Analytical Method: SM 4500-H+B							
pH	**6.8**	Std. Units	0.10	1		08/03/15 13:56		
Field Temperature	Analytical Method: SM 2550B							
Temperature	**17.6**	deg C	0.10	1		08/03/15 13:19		
Monitoring Well Data	Analytical Method:							
Collected By	**LGR**			1		08/03/15 13:56		
8015B Diesel Range Organics	Analytical Method: EPA 8015B Preparation Method: EPA 3510C							
TPH-DRO	ND	mg/L	0.50	1	08/06/15 00:00	08/07/15 17:56		1e
Surrogates								
p-Terphenyl (S)	87	%	31-126	1	08/06/15 00:00	08/07/15 17:56	92-94-4	
n-Tetracosane (S)	68	%	20-126	1	08/06/15 00:00	08/07/15 17:56	646-31-1	
6010 MET ICP	Analytical Method: EPA 6010 Preparation Method: EPA 3010							
Arsenic	**20.4**	ug/L	10.0	1	08/05/15 15:05	08/06/15 10:34	7440-38-2	
Barium	**844**	ug/L	10.0	1	08/05/15 15:05	08/06/15 10:34	7440-39-3	
Cadmium	ND	ug/L	5.0	1	08/05/15 15:05	08/06/15 10:34	7440-43-9	
Chromium	**61.3**	ug/L	5.0	1	08/05/15 15:05	08/06/15 10:34	7440-47-3	
Lead	**38.8**	ug/L	5.0	1	08/05/15 15:05	08/06/15 10:34	7439-92-1	
Selenium	ND	ug/L	15.0	1	08/05/15 15:05	08/06/15 10:34	7782-49-2	
Silver	ND	ug/L	7.0	1	08/05/15 15:05	08/06/15 10:34	7440-22-4	
6010 MET ICP, Dissolved	Analytical Method: EPA 6010 Preparation Method: EPA 3010							
Arsenic, Dissolved	**18.5**	ug/L	10.0	1	08/05/15 10:00	08/05/15 17:04	7440-38-2	
Barium, Dissolved	**563**	ug/L	10.0	1	08/05/15 10:00	08/05/15 17:04	7440-39-3	
Cadmium, Dissolved	ND	ug/L	5.0	1	08/05/15 10:00	08/05/15 17:04	7440-43-9	
Chromium, Dissolved	ND	ug/L	5.0	1	08/05/15 10:00	08/05/15 17:04	7440-47-3	
Lead, Dissolved	ND	ug/L	5.0	1	08/05/15 10:00	08/05/15 17:04	7439-92-1	
Selenium, Dissolved	ND	ug/L	15.0	1	08/05/15 10:00	08/05/15 17:04	7782-49-2	
Silver, Dissolved	ND	ug/L	7.0	1	08/05/15 10:00	08/05/15 17:04	7440-22-4	
7470 Mercury	Analytical Method: EPA 7470 Preparation Method: EPA 7470							
Mercury	ND	ug/L	0.20	1	08/05/15 15:00	08/06/15 11:18	7439-97-6	
7470 Mercury, Dissolved	Analytical Method: EPA 7470 Preparation Method: EPA 7470							
Mercury, Dissolved	ND	ug/L	0.20	1	08/05/15 15:00	08/06/15 10:47	7439-97-6	
522 MSS 1,4 Dioxane	Analytical Method: EPA 522 Preparation Method: EPA 522							
1,4-Dioxane (p-Dioxane)	ND	ug/L	0.70	1	08/11/15 15:05	08/12/15 16:45	123-91-1	
Surrogates								
1,4-Dioxane-d8 (S)	95	%	70-130	1	08/11/15 15:05	08/12/15 16:45		
8260 MSV	Analytical Method: EPA 5030B/8260							
Acetone	ND	ug/L	10.0	1		08/05/15 14:55	67-64-1	

REPORT OF LABORATORY ANALYSIS

This report shall not be reproduced, except in full,
without the written consent of Pace Analytical Services, Inc..

Pace Analytical Services, Inc.
9608 Loiret Blvd.
Lenexa, KS 66219
(913)599-5665

ANALYTICAL RESULTS

Project: Temp Wells BLDG 4
Pace Project No.: 60199734

Sample: TWBD41506-03L-0803-01 **Lab ID: 60199734003** Collected: 08/03/15 13:56 Received: 08/03/15 15:04 Matrix: Water

Parameters	Results	Units	Report Limit	DF	Prepared	Analyzed	CAS No.	Qual
8260 MSV	Analytical Method: EPA 5030B/8260							
Benzene	**84.2**	ug/L	2.0	1		08/05/15 14:55	71-43-2	
Bromodichloromethane	ND	ug/L	1.0	1		08/05/15 14:55	75-27-4	
Bromoform	ND	ug/L	2.0	1		08/05/15 14:55	75-25-2	
Bromomethane	ND	ug/L	3.0	1		08/05/15 14:55	74-83-9	
2-Butanone (MEK)	ND	ug/L	5.0	1		08/05/15 14:55	78-93-3	
Carbon disulfide	ND	ug/L	5.0	1		08/05/15 14:55	75-15-0	
Carbon tetrachloride	ND	ug/L	1.2	1		08/05/15 14:55	56-23-5	
Chlorobenzene	ND	ug/L	0.70	1		08/05/15 14:55	108-90-7	
Chloroethane	ND	ug/L	5.2	1		08/05/15 14:55	75-00-3	
Chloroform	**3.8**	ug/L	0.50	1		08/05/15 14:55	67-66-3	
Chloromethane	ND	ug/L	0.80	1		08/05/15 14:55	74-87-3	
Dibromochloromethane	ND	ug/L	0.90	1		08/05/15 14:55	124-48-1	
1,2-Dichlorobenzene	ND	ug/L	1.0	1		08/05/15 14:55	95-50-1	
1,3-Dichlorobenzene	ND	ug/L	1.0	1		08/05/15 14:55	541-73-1	
1,4-Dichlorobenzene	ND	ug/L	1.0	1		08/05/15 14:55	106-46-7	
1,1-Dichloroethane	ND	ug/L	0.70	1		08/05/15 14:55	75-34-3	
1,2-Dichloroethane	ND	ug/L	0.50	1		08/05/15 14:55	107-06-2	
1,2-Dichloroethene (Total)	ND	ug/L	5.0	1		08/06/15 16:02	540-59-0	
1,1-Dichloroethene	ND	ug/L	1.3	1		08/05/15 14:55	75-35-4	
1,2-Dichloropropane	ND	ug/L	0.50	1		08/05/15 14:55	78-87-5	
cis-1,3-Dichloropropene	ND	ug/L	3.4	1		08/05/15 14:55	10061-01-5	
trans-1,3-Dichloropropene	ND	ug/L	0.60	1		08/05/15 14:55	10061-02-6	
Ethylbenzene	ND	ug/L	2.0	1		08/05/15 14:55	100-41-4	
2-Hexanone	ND	ug/L	5.0	1		08/05/15 14:55	591-78-6	
Methylene chloride	ND	ug/L	2.5	1		08/05/15 14:55	75-09-2	
4-Methyl-2-pentanone (MIBK)	ND	ug/L	5.0	1		08/05/15 14:55	108-10-1	
Styrene	ND	ug/L	5.0	1		08/05/15 14:55	100-42-5	
1,1,2,2-Tetrachloroethane	ND	ug/L	0.50	1		08/05/15 14:55	79-34-5	
Tetrachloroethene	ND	ug/L	0.50	1		08/05/15 14:55	127-18-4	
Toluene	ND	ug/L	2.0	1		08/05/15 14:55	108-88-3	
1,1,1-Trichloroethane	ND	ug/L	0.50	1		08/05/15 14:55	71-55-6	
1,1,2-Trichloroethane	ND	ug/L	0.50	1		08/05/15 14:55	79-00-5	
Trichloroethene	ND	ug/L	1.2	1		08/05/15 14:55	79-01-6	
Trichlorofluoromethane	ND	ug/L	5.0	1		08/05/15 14:55	75-69-4	
1,1,2-Trichlorotrifluoroethane	ND	ug/L	1.0	1		08/05/15 14:55	76-13-1	
Vinyl chloride	**7.2**	ug/L	1.8	1		08/06/15 16:02	75-01-4	
Xylene (Total)	ND	ug/L	7.0	1		08/05/15 14:55	1330-20-7	
Surrogates								
4-Bromofluorobenzene (S)	99	%	80-120	1		08/05/15 14:55	460-00-4	
1,2-Dichloroethane-d4 (S)	108	%	80-120	1		08/05/15 14:55	17060-07-0	
Toluene-d8 (S)	103	%	80-120	1		08/05/15 14:55	2037-26-5	
Preservation pH	**1.0**		0.10	1		08/05/15 14:55		
8260 MSV GRO and Oxygenates	Analytical Method: EPA 8260							
Preservation pH	**1.0**		0.10	1		08/05/15 14:55		
TPH-GRO	**536**	ug/L	500	1		08/05/15 14:55		

REPORT OF LABORATORY ANALYSIS

This report shall not be reproduced, except in full,
without the written consent of Pace Analytical Services, Inc..

Pace Analytical Services, Inc.
9608 Loiret Blvd.
Lenexa, KS 66219
(913)599-5665

ANALYTICAL RESULTS

Project: Temp Wells BLDG 4
Pace Project No.: 60199734

Sample: TWBD41506-03L-0803-01 **Lab ID: 60199734003** Collected: 08/03/15 13:56 Received: 08/03/15 15:04 Matrix: Water

Parameters	Results	Units	Report Limit	DF	Prepared	Analyzed	CAS No.	Qual
Field Specific Conductance	Analytical Method: EPA 120.1							
Specific Conductance	**1180**	umhos/cm	1.0	1		08/03/15 13:56		

REPORT OF LABORATORY ANALYSIS

This report shall not be reproduced, except in full,
without the written consent of Pace Analytical Services, Inc..

Pace Analytical Services, Inc.
9608 Loiret Blvd.
Lenexa, KS 66219
(913)599-5665

ANALYTICAL RESULTS

Project: Temp Wells BLDG 4
Pace Project No.: 60199734

Sample: QATB-150803-01 **Lab ID: 60199734004** Collected: 08/03/15 11:14 Received: 08/03/15 15:04 Matrix: Water

Parameters	Results	Units	Report Limit	DF	Prepared	Analyzed	CAS No.	Qual
8260 MSV	Analytical Method: EPA 5030B/8260							
Acetone	ND	ug/L	10.0	1		08/05/15 13:41	67-64-1	
Benzene	ND	ug/L	2.0	1		08/05/15 13:41	71-43-2	
Bromodichloromethane	ND	ug/L	1.0	1		08/05/15 13:41	75-27-4	
Bromoform	ND	ug/L	2.0	1		08/05/15 13:41	75-25-2	
Bromomethane	ND	ug/L	3.0	1		08/05/15 13:41	74-83-9	
2-Butanone (MEK)	ND	ug/L	5.0	1		08/05/15 13:41	78-93-3	
Carbon disulfide	ND	ug/L	5.0	1		08/05/15 13:41	75-15-0	
Carbon tetrachloride	ND	ug/L	1.2	1		08/05/15 13:41	56-23-5	
Chlorobenzene	ND	ug/L	0.70	1		08/05/15 13:41	108-90-7	
Chloroethane	ND	ug/L	5.2	1		08/05/15 13:41	75-00-3	
Chloroform	ND	ug/L	0.50	1		08/05/15 13:41	67-66-3	
Chloromethane	ND	ug/L	0.80	1		08/05/15 13:41	74-87-3	
Dibromochloromethane	ND	ug/L	0.90	1		08/05/15 13:41	124-48-1	
1,2-Dichlorobenzene	ND	ug/L	1.0	1		08/05/15 13:41	95-50-1	
1,3-Dichlorobenzene	ND	ug/L	1.0	1		08/05/15 13:41	541-73-1	
1,4-Dichlorobenzene	ND	ug/L	1.0	1		08/05/15 13:41	106-46-7	
1,1-Dichloroethane	ND	ug/L	0.70	1		08/05/15 13:41	75-34-3	
1,2-Dichloroethane	ND	ug/L	0.50	1		08/05/15 13:41	107-06-2	
1,2-Dichloroethene (Total)	ND	ug/L	5.0	1		08/05/15 13:41	540-59-0	
1,1-Dichloroethene	ND	ug/L	1.3	1		08/05/15 13:41	75-35-4	
1,2-Dichloropropane	ND	ug/L	0.50	1		08/05/15 13:41	78-87-5	
cis-1,3-Dichloropropene	ND	ug/L	3.4	1		08/05/15 13:41	10061-01-5	
trans-1,3-Dichloropropene	ND	ug/L	0.60	1		08/05/15 13:41	10061-02-6	
Ethylbenzene	ND	ug/L	2.0	1		08/05/15 13:41	100-41-4	
2-Hexanone	ND	ug/L	5.0	1		08/05/15 13:41	591-78-6	
Methylene chloride	ND	ug/L	2.5	1		08/05/15 13:41	75-09-2	
4-Methyl-2-pentanone (MIBK)	ND	ug/L	5.0	1		08/05/15 13:41	108-10-1	
Styrene	ND	ug/L	5.0	1		08/05/15 13:41	100-42-5	
1,1,2,2-Tetrachloroethane	ND	ug/L	0.50	1		08/05/15 13:41	79-34-5	
Tetrachloroethene	ND	ug/L	0.50	1		08/05/15 13:41	127-18-4	
Toluene	ND	ug/L	2.0	1		08/05/15 13:41	108-88-3	
1,1,1-Trichloroethane	ND	ug/L	0.50	1		08/05/15 13:41	71-55-6	
1,1,2-Trichloroethane	ND	ug/L	0.50	1		08/05/15 13:41	79-00-5	
Trichloroethene	ND	ug/L	1.2	1		08/05/15 13:41	79-01-6	
Trichlorofluoromethane	ND	ug/L	5.0	1		08/05/15 13:41	75-69-4	
1,1,2-Trichlorotrifluoroethane	ND	ug/L	1.0	1		08/05/15 13:41	76-13-1	
Vinyl chloride	ND	ug/L	1.8	1		08/05/15 13:41	75-01-4	
Xylene (Total)	ND	ug/L	7.0	1		08/05/15 13:41	1330-20-7	
Surrogates								
4-Bromofluorobenzene (S)	101	%	80-120	1		08/05/15 13:41	460-00-4	
1,2-Dichloroethane-d4 (S)	108	%	80-120	1		08/05/15 13:41	17060-07-0	
Toluene-d8 (S)	101	%	80-120	1		08/05/15 13:41	2037-26-5	
Preservation pH	**1.0**		0.10	1		08/05/15 13:41		

REPORT OF LABORATORY ANALYSIS

This report shall not be reproduced, except in full,
without the written consent of Pace Analytical Services, Inc..

Pace Analytical Services, Inc.
9608 Loiret Blvd.
Lenexa, KS 66219
(913)599-5665

ANALYTICAL RESULTS

Project: Temp Wells BLDG 4
Pace Project No.: 60199734

Sample: QAEB-150803-01 **Lab ID: 60199734005** Collected: 08/03/15 10:52 Received: 08/03/15 15:04 Matrix: Water

Parameters	Results	Units	Report Limit	DF	Prepared	Analyzed	CAS No.	Qual
	Analytical Method:							
Collected By	**LGR**			1		08/03/15 11:14		
8260 MSV	Analytical Method: EPA 5030B/8260							
Acetone	ND	ug/L	10.0	1		08/05/15 13:55	67-64-1	
Benzene	ND	ug/L	2.0	1		08/05/15 13:55	71-43-2	
Bromodichloromethane	ND	ug/L	1.0	1		08/05/15 13:55	75-27-4	
Bromoform	ND	ug/L	2.0	1		08/05/15 13:55	75-25-2	
Bromomethane	ND	ug/L	3.0	1		08/05/15 13:55	74-83-9	
2-Butanone (MEK)	ND	ug/L	5.0	1		08/05/15 13:55	78-93-3	
Carbon disulfide	ND	ug/L	5.0	1		08/05/15 13:55	75-15-0	
Carbon tetrachloride	ND	ug/L	1.2	1		08/05/15 13:55	56-23-5	
Chlorobenzene	ND	ug/L	0.70	1		08/05/15 13:55	108-90-7	
Chloroethane	ND	ug/L	5.2	1		08/05/15 13:55	75-00-3	
Chloroform	**0.51**	ug/L	0.50	1		08/05/15 13:55	67-66-3	
Chloromethane	ND	ug/L	0.80	1		08/05/15 13:55	74-87-3	
Dibromochloromethane	ND	ug/L	0.90	1		08/05/15 13:55	124-48-1	
1,2-Dichlorobenzene	ND	ug/L	1.0	1		08/05/15 13:55	95-50-1	
1,3-Dichlorobenzene	ND	ug/L	1.0	1		08/05/15 13:55	541-73-1	
1,4-Dichlorobenzene	ND	ug/L	1.0	1		08/05/15 13:55	106-46-7	
1,1-Dichloroethane	ND	ug/L	0.70	1		08/05/15 13:55	75-34-3	
1,2-Dichloroethane	ND	ug/L	0.50	1		08/05/15 13:55	107-06-2	
1,2-Dichloroethene (Total)	ND	ug/L	5.0	1		08/05/15 13:55	540-59-0	
1,1-Dichloroethene	ND	ug/L	1.3	1		08/05/15 13:55	75-35-4	
1,2-Dichloropropane	ND	ug/L	0.50	1		08/05/15 13:55	78-87-5	
cis-1,3-Dichloropropene	ND	ug/L	3.4	1		08/05/15 13:55	10061-01-5	
trans-1,3-Dichloropropene	ND	ug/L	0.60	1		08/05/15 13:55	10061-02-6	
Ethylbenzene	ND	ug/L	2.0	1		08/05/15 13:55	100-41-4	
2-Hexanone	ND	ug/L	5.0	1		08/05/15 13:55	591-78-6	
Methylene chloride	**4.0**	ug/L	2.5	1		08/05/15 13:55	75-09-2	
4-Methyl-2-pentanone (MIBK)	ND	ug/L	5.0	1		08/05/15 13:55	108-10-1	
Styrene	ND	ug/L	5.0	1		08/05/15 13:55	100-42-5	
1,1,2,2-Tetrachloroethane	ND	ug/L	0.50	1		08/05/15 13:55	79-34-5	
Tetrachloroethene	ND	ug/L	0.50	1		08/05/15 13:55	127-18-4	
Toluene	ND	ug/L	2.0	1		08/05/15 13:55	108-88-3	
1,1,1-Trichloroethane	ND	ug/L	0.50	1		08/05/15 13:55	71-55-6	
1,1,2-Trichloroethane	ND	ug/L	0.50	1		08/05/15 13:55	79-00-5	
Trichloroethene	ND	ug/L	1.2	1		08/05/15 13:55	79-01-6	
Trichlorofluoromethane	ND	ug/L	5.0	1		08/05/15 13:55	75-69-4	
1,1,2-Trichlorotrifluoroethane	ND	ug/L	1.0	1		08/05/15 13:55	76-13-1	
Vinyl chloride	ND	ug/L	1.8	1		08/05/15 13:55	75-01-4	
Xylene (Total)	ND	ug/L	7.0	1		08/05/15 13:55	1330-20-7	
Surrogates								
4-Bromofluorobenzene (S)	96	%	80-120	1		08/05/15 13:55	460-00-4	
1,2-Dichloroethane-d4 (S)	103	%	80-120	1		08/05/15 13:55	17060-07-0	
Toluene-d8 (S)	99	%	80-120	1		08/05/15 13:55	2037-26-5	
Preservation pH	**1.0**		0.10	1		08/05/15 13:55		

REPORT OF LABORATORY ANALYSIS

This report shall not be reproduced, except in full,
without the written consent of Pace Analytical Services, Inc..

Pace Analytical Services, Inc.
9608 Loiret Blvd.
Lenexa, KS 66219
(913)599-5665

ANALYTICAL RESULTS

Project: Temp Wells BLDG 4
Pace Project No.: 60199734

Sample: TWBD41506-04L-0804-01 **Lab ID: 60199807001** Collected: 08/04/15 09:44 Received: 08/04/15 15:41 Matrix: Water

Parameters	Results	Units	Report Limit	DF	Prepared	Analyzed	CAS No.	Qual
4500H+ pH, Electrometric	Analytical Method: SM 4500-H+B							
pH	**6.5**	Std. Units	0.10	1		08/04/15 09:44		
Field Temperature	Analytical Method: SM 2550B							
Temperature	**18.7**	deg C	0.10	1		08/04/15 09:44		
Monitoring Well Data	Analytical Method:							
Collected By	**LGR**			1		08/04/15 09:44		
8015B Diesel Range Organics	Analytical Method: EPA 8015B Preparation Method: EPA 3510C							
TPH-DRO	ND	mg/L	0.50	1	08/06/15 00:00	08/07/15 18:04		1e
Surrogates								
p-Terphenyl (S)	83	%	31-126	1	08/06/15 00:00	08/07/15 18:04	92-94-4	
n-Tetracosane (S)	67	%	20-126	1	08/06/15 00:00	08/07/15 18:04	646-31-1	
6010 MET ICP	Analytical Method: EPA 6010 Preparation Method: EPA 3010							
Arsenic	**47.2**	ug/L	10.0	1	08/06/15 10:15	08/07/15 11:54	7440-38-2	
Barium	**2250**	ug/L	10.0	1	08/06/15 10:15	08/07/15 11:54	7440-39-3	
Cadmium	ND	ug/L	5.0	1	08/06/15 10:15	08/07/15 11:54	7440-43-9	
Chromium	ND	ug/L	5.0	1	08/06/15 10:15	08/07/15 11:54	7440-47-3	
Lead	ND	ug/L	5.0	1	08/06/15 10:15	08/07/15 11:54	7439-92-1	
Selenium	ND	ug/L	15.0	1	08/06/15 10:15	08/07/15 11:54	7782-49-2	
Silver	ND	ug/L	7.0	1	08/06/15 10:15	08/07/15 11:54	7440-22-4	
6010 MET ICP, Dissolved	Analytical Method: EPA 6010 Preparation Method: EPA 3010							
Arsenic, Dissolved	**35.3**	ug/L	10.0	1	08/06/15 10:15	08/07/15 15:38	7440-38-2	
Barium, Dissolved	**2170**	ug/L	10.0	1	08/06/15 10:15	08/07/15 15:38	7440-39-3	
Cadmium, Dissolved	ND	ug/L	5.0	1	08/06/15 10:15	08/07/15 15:38	7440-43-9	
Chromium, Dissolved	ND	ug/L	5.0	1	08/06/15 10:15	08/07/15 15:38	7440-47-3	
Lead, Dissolved	ND	ug/L	5.0	1	08/06/15 10:15	08/07/15 15:38	7439-92-1	
Selenium, Dissolved	ND	ug/L	15.0	1	08/06/15 10:15	08/07/15 15:38	7782-49-2	
Silver, Dissolved	ND	ug/L	7.0	1	08/06/15 10:15	08/07/15 15:38	7440-22-4	
7470 Mercury	Analytical Method: EPA 7470 Preparation Method: EPA 7470							
Mercury	ND	ug/L	0.20	1	08/05/15 15:00	08/06/15 11:27	7439-97-6	
7470 Mercury, Dissolved	Analytical Method: EPA 7470 Preparation Method: EPA 7470							
Mercury, Dissolved	ND	ug/L	0.20	1	08/05/15 15:00	08/06/15 10:49	7439-97-6	
522 MSS 1,4 Dioxane	Analytical Method: EPA 522 Preparation Method: EPA 522							
1,4-Dioxane (p-Dioxane)	ND	ug/L	0.70	1	08/11/15 15:05	08/12/15 17:10	123-91-1	
Surrogates								
1,4-Dioxane-d8 (S)	94	%	70-130	1	08/11/15 15:05	08/12/15 17:10		
8270 MSSV PAH by SIM	Analytical Method: EPA 8270 by SIM Preparation Method: EPA 3510							
Acenaphthene	ND	ug/L	0.10	1	08/10/15 00:00	08/11/15 19:47	83-32-9	1e

REPORT OF LABORATORY ANALYSIS

This report shall not be reproduced, except in full,
without the written consent of Pace Analytical Services, Inc..

Pace Analytical Services, Inc.
9608 Loiret Blvd.
Lenexa, KS 66219
(913)599-5665

ANALYTICAL RESULTS

Project: Temp Wells BLDG 4
Pace Project No.: 60199734

Sample: TWBD41506-04L-0804-01 **Lab ID: 60199807001** Collected: 08/04/15 09:44 Received: 08/04/15 15:41 Matrix: Water

Parameters	Results	Units	Report Limit	DF	Prepared	Analyzed	CAS No.	Qual
8270 MSSV PAH by SIM	Analytical Method: EPA 8270 by SIM Preparation Method: EPA 3510							
Acenaphthylene	ND	ug/L	0.10	1	08/10/15 00:00	08/11/15 19:47	208-96-8	1e
Anthracene	ND	ug/L	0.10	1	08/10/15 00:00	08/11/15 19:47	120-12-7	1e
Benzo(a)anthracene	ND	ug/L	0.10	1	08/10/15 00:00	08/11/15 19:47	56-55-3	1e
Benzo(a)pyrene	ND	ug/L	0.10	1	08/10/15 00:00	08/11/15 19:47	50-32-8	1e
Benzo(b)fluoranthene	ND	ug/L	0.10	1	08/10/15 00:00	08/11/15 19:47	205-99-2	1e
Benzo(g,h,i)perylene	ND	ug/L	0.10	1	08/10/15 00:00	08/11/15 19:47	191-24-2	1e
Benzo(k)fluoranthene	ND	ug/L	0.10	1	08/10/15 00:00	08/11/15 19:47	207-08-9	1e
Chrysene	ND	ug/L	0.10	1	08/10/15 00:00	08/11/15 19:47	218-01-9	1e
Dibenz(a,h)anthracene	ND	ug/L	0.10	1	08/10/15 00:00	08/11/15 19:47	53-70-3	1e
Fluoranthene	ND	ug/L	0.10	1	08/10/15 00:00	08/11/15 19:47	206-44-0	1e
Fluorene	ND	ug/L	0.10	1	08/10/15 00:00	08/11/15 19:47	86-73-7	1e
Indeno(1,2,3-cd)pyrene	ND	ug/L	0.10	1	08/10/15 00:00	08/11/15 19:47	193-39-5	1e
Naphthalene	ND	ug/L	0.50	1	08/10/15 00:00	08/11/15 19:47	91-20-3	1e
Phenanthrene	ND	ug/L	0.50	1	08/10/15 00:00	08/11/15 19:47	85-01-8	1e
Pyrene	ND	ug/L	0.10	1	08/10/15 00:00	08/11/15 19:47	129-00-0	1e
Surrogates								
2-Fluorobiphenyl (S)	70	%	42-113	1	08/10/15 00:00	08/11/15 19:47	321-60-8	
Terphenyl-d14 (S)	80	%	50-118	1	08/10/15 00:00	08/11/15 19:47	1718-51-0	
8260 MSV	Analytical Method: EPA 5030B/8260							
Acetone	ND	ug/L	10.0	1		08/06/15 14:47	67-64-1	
Benzene	ND	ug/L	2.0	1		08/06/15 14:47	71-43-2	
Bromodichloromethane	ND	ug/L	1.0	1		08/06/15 14:47	75-27-4	
Bromoform	ND	ug/L	2.0	1		08/06/15 14:47	75-25-2	
Bromomethane	ND	ug/L	3.0	1		08/06/15 14:47	74-83-9	
2-Butanone (MEK)	ND	ug/L	5.0	1		08/06/15 14:47	78-93-3	
Carbon disulfide	ND	ug/L	5.0	1		08/06/15 14:47	75-15-0	
Carbon tetrachloride	ND	ug/L	1.2	1		08/06/15 14:47	56-23-5	
Chlorobenzene	ND	ug/L	0.70	1		08/06/15 14:47	108-90-7	
Chloroethane	ND	ug/L	5.2	1		08/06/15 14:47	75-00-3	
Chloroform	ND	ug/L	0.50	1		08/06/15 14:47	67-66-3	
Chloromethane	ND	ug/L	0.80	1		08/06/15 14:47	74-87-3	
Dibromochloromethane	ND	ug/L	0.90	1		08/06/15 14:47	124-48-1	
1,2-Dichlorobenzene	ND	ug/L	1.0	1		08/06/15 14:47	95-50-1	
1,3-Dichlorobenzene	ND	ug/L	1.0	1		08/06/15 14:47	541-73-1	
1,4-Dichlorobenzene	ND	ug/L	1.0	1		08/06/15 14:47	106-46-7	
1,1-Dichloroethane	ND	ug/L	0.70	1		08/06/15 14:47	75-34-3	
1,2-Dichloroethane	ND	ug/L	0.50	1		08/06/15 14:47	107-06-2	
1,2-Dichloroethene (Total)	**15.7**	ug/L	5.0	1		08/06/15 14:47	540-59-0	
1,1-Dichloroethene	ND	ug/L	1.3	1		08/06/15 14:47	75-35-4	
1,2-Dichloropropane	ND	ug/L	0.50	1		08/06/15 14:47	78-87-5	
cis-1,3-Dichloropropene	ND	ug/L	3.4	1		08/06/15 14:47	10061-01-5	
trans-1,3-Dichloropropene	ND	ug/L	0.60	1		08/06/15 14:47	10061-02-6	
Ethylbenzene	ND	ug/L	2.0	1		08/06/15 14:47	100-41-4	
2-Hexanone	ND	ug/L	5.0	1		08/06/15 14:47	591-78-6	
Methylene chloride	ND	ug/L	2.5	1		08/06/15 14:47	75-09-2	
4-Methyl-2-pentanone (MIBK)	ND	ug/L	5.0	1		08/06/15 14:47	108-10-1	

REPORT OF LABORATORY ANALYSIS

This report shall not be reproduced, except in full,
without the written consent of Pace Analytical Services, Inc..

Pace Analytical Services, Inc.
9608 Loiret Blvd.
Lenexa, KS 66219
(913)599-5665

ANALYTICAL RESULTS

Project: Temp Wells BLDG 4
Pace Project No.: 60199734

Sample: TWBD41506-04L-0804-01 **Lab ID: 60199807001** Collected: 08/04/15 09:44 Received: 08/04/15 15:41 Matrix: Water

Parameters	Results	Units	Report Limit	DF	Prepared	Analyzed	CAS No.	Qual
8260 MSV	Analytical Method: EPA 5030B/8260							
Styrene	ND	ug/L	5.0	1		08/06/15 14:47	100-42-5	
1,1,2,2-Tetrachloroethane	ND	ug/L	0.50	1		08/06/15 14:47	79-34-5	
Tetrachloroethene	ND	ug/L	0.50	1		08/06/15 14:47	127-18-4	
Toluene	ND	ug/L	2.0	1		08/06/15 14:47	108-88-3	
1,1,1-Trichloroethane	ND	ug/L	0.50	1		08/06/15 14:47	71-55-6	
1,1,2-Trichloroethane	ND	ug/L	0.50	1		08/06/15 14:47	79-00-5	
Trichloroethene	ND	ug/L	1.2	1		08/06/15 14:47	79-01-6	
Trichlorofluoromethane	ND	ug/L	5.0	1		08/06/15 14:47	75-69-4	
1,1,2-Trichlorotrifluoroethane	ND	ug/L	1.0	1		08/06/15 14:47	76-13-1	
Vinyl chloride	ND	ug/L	1.8	1		08/06/15 14:47	75-01-4	
Xylene (Total)	ND	ug/L	7.0	1		08/06/15 14:47	1330-20-7	
Surrogates								
4-Bromofluorobenzene (S)	99	%	80-120	1		08/06/15 14:47	460-00-4	
1,2-Dichloroethane-d4 (S)	104	%	80-120	1		08/06/15 14:47	17060-07-0	
Toluene-d8 (S)	99	%	80-120	1		08/06/15 14:47	2037-26-5	
Preservation pH	**1.0**		0.10	1		08/06/15 14:47		
8260 MSV GRO and Oxygenates	Analytical Method: EPA 8260							
TPH-GRO	ND	ug/L	500	1		08/05/15 15:13		
Surrogates								
Toluene-d8 (S)	94	%	80-120	1		08/05/15 15:13	2037-26-5	
4-Bromofluorobenzene (S)	96	%	80-120	1		08/05/15 15:13	460-00-4	
1,2-Dichloroethane-d4 (S)	87	%	82-119	1		08/05/15 15:13	17060-07-0	
Preservation pH	**1.0**		0.10	1		08/05/15 15:13		
Field Specific Conductance	Analytical Method: EPA 120.1							
Specific Conductance	**3950**	umhos/cm	1.0	1		08/04/15 09:44		

REPORT OF LABORATORY ANALYSIS

This report shall not be reproduced, except in full,
without the written consent of Pace Analytical Services, Inc..

Pace Analytical Services, Inc.
9608 Loiret Blvd.
Lenexa, KS 66219
(913)599-5665

QUALITY CONTROL DATA

Project: Temp Wells BLDG 4
Pace Project No.: 60199734

QC Batch: FLD/15698 Analysis Method: SM 4500-H+B
QC Batch Method: SM 4500-H+B Analysis Description: Field 4500H+ pH, Electrometric
Associated Lab Samples: 60199734001, 60199734002, 60199734003

SAMPLE DUPLICATE: 1617188

Parameter	Units	60199734001 Result	Dup Result	RPD	Max RPD	Qualifiers
pH	Std. Units	6.5	6.5	0	5	

Results presented on this page are in the units indicated by the "Units" column except where an alternate unit is presented to the right of the result.

REPORT OF LABORATORY ANALYSIS

This report shall not be reproduced, except in full,
without the written consent of Pace Analytical Services, Inc..

Pace Analytical Services, Inc.
9608 Loiret Blvd.
Lenexa, KS 66219
(913)599-5665

QUALITY CONTROL DATA

Project: Temp Wells BLDG 4
Pace Project No.: 60199734

QC Batch: FLD/15701
QC Batch Method: SM 4500-H+B
Analysis Method: SM 4500-H+B
Analysis Description: Field 4500H+ pH, Electrometric
Associated Lab Samples: 60199807001

SAMPLE DUPLICATE: 1617315

Parameter	Units	60199807001 Result	Dup Result	RPD	Max RPD	Qualifiers
pH	Std. Units	6.5	6.5	0	5	

Results presented on this page are in the units indicated by the "Units" column except where an alternate unit is presented to the right of the result.

REPORT OF LABORATORY ANALYSIS

This report shall not be reproduced, except in full,
without the written consent of Pace Analytical Services, Inc..

Pace Analytical Services, Inc.
9608 Loiret Blvd.
Lenexa, KS 66219
(913)599-5665

QUALITY CONTROL DATA

Project: Temp Wells BLDG 4
Pace Project No.: 60199734

QC Batch: MERP/9809 Analysis Method: EPA 7470
QC Batch Method: EPA 7470 Analysis Description: 7470 Mercury
Associated Lab Samples: 60199734001, 60199734002, 60199734003, 60199807001

METHOD BLANK: 1612165 Matrix: Water
Associated Lab Samples: 60199734001, 60199734002, 60199734003, 60199807001

Parameter	Units	Blank Result	Reporting Limit	Analyzed	Qualifiers
Mercury	ug/L	ND	0.20	08/06/15 11:05	

LABORATORY CONTROL SAMPLE: 1612166

Parameter	Units	Spike Conc.	LCS Result	LCS % Rec	% Rec Limits	Qualifiers
Mercury	ug/L	5	4.9	97	80-120	

MATRIX SPIKE & MATRIX SPIKE DUPLICATE: 1612167 1612168

Parameter	Units	60199734001 Result	MS Spike Conc.	MSD Spike Conc.	MS Result	MSD Result	MS % Rec	MSD % Rec	% Rec Limits	RPD	Max RPD	Qual
Mercury	ug/L	ND	5	5	5.5	5.0	108	99	75-125	9	20	

Results presented on this page are in the units indicated by the "Units" column except where an alternate unit is presented to the right of the result.

REPORT OF LABORATORY ANALYSIS

This report shall not be reproduced, except in full,
without the written consent of Pace Analytical Services, Inc..

Pace Analytical Services, Inc.
9608 Loiret Blvd.
Lenexa, KS 66219
(913)599-5665

QUALITY CONTROL DATA

Project: Temp Wells BLDG 4
Pace Project No.: 60199734

QC Batch: MERP/9808 Analysis Method: EPA 7470
QC Batch Method: EPA 7470 Analysis Description: 7470 Mercury ,Dissolved
Associated Lab Samples: 60199734001, 60199734002, 60199734003, 60199807001

METHOD BLANK: 1612161 Matrix: Water
Associated Lab Samples: 60199734001, 60199734002, 60199734003, 60199807001

Parameter	Units	Blank Result	Reporting Limit	Analyzed	Qualifiers
Mercury, Dissolved	ug/L	ND	0.20	08/06/15 10:34	

LABORATORY CONTROL SAMPLE: 1612162

Parameter	Units	Spike Conc.	LCS Result	LCS % Rec	% Rec Limits	Qualifiers
Mercury, Dissolved	ug/L	5	5.3	106	80-120	

MATRIX SPIKE & MATRIX SPIKE DUPLICATE: 1612163 1612164

Parameter	Units	60199734001 Result	MS Spike Conc.	MSD Spike Conc.	MS Result	MSD Result	MS % Rec	MSD % Rec	% Rec Limits	RPD	Max RPD	Qual
Mercury, Dissolved	ug/L	ND	5	5	4.7	4.9	93	97	75-125	4	20	

Results presented on this page are in the units indicated by the "Units" column except where an alternate unit is presented to the right of the result.

REPORT OF LABORATORY ANALYSIS

This report shall not be reproduced, except in full,
without the written consent of Pace Analytical Services, Inc..

Pace Analytical Services, Inc.
9608 Loiret Blvd.
Lenexa, KS 66219
(913)599-5665

QUALITY CONTROL DATA

Project: Temp Wells BLDG 4
Pace Project No.: 60199734

QC Batch: MPRP/32734 Analysis Method: EPA 6010
QC Batch Method: EPA 3010 Analysis Description: 6010 MET
Associated Lab Samples: 60199734001, 60199734002, 60199734003

METHOD BLANK: 1611737 Matrix: Water
Associated Lab Samples: 60199734001, 60199734002, 60199734003

Parameter	Units	Blank Result	Reporting Limit	Analyzed	Qualifiers
Arsenic	ug/L	ND	10.0	08/06/15 10:20	
Barium	ug/L	ND	10.0	08/06/15 10:20	
Cadmium	ug/L	ND	5.0	08/06/15 10:20	
Chromium	ug/L	ND	5.0	08/06/15 10:20	
Lead	ug/L	ND	5.0	08/06/15 10:20	
Selenium	ug/L	ND	15.0	08/06/15 10:20	
Silver	ug/L	ND	7.0	08/06/15 10:20	

LABORATORY CONTROL SAMPLE: 1611738

Parameter	Units	Spike Conc.	LCS Result	LCS % Rec	% Rec Limits	Qualifiers
Arsenic	ug/L	1000	990	99	80-120	
Barium	ug/L	1000	1010	101	80-120	
Cadmium	ug/L	1000	1010	101	80-120	
Chromium	ug/L	1000	992	99	80-120	
Lead	ug/L	1000	1020	102	80-120	
Selenium	ug/L	1000	999	100	80-120	
Silver	ug/L	500	494	99	80-120	

MATRIX SPIKE & MATRIX SPIKE DUPLICATE: 1611739 1611740

Parameter	Units	60199734001 Result	MS Spike Conc.	MSD Spike Conc.	MS Result	MSD Result	MS % Rec	MSD % Rec	% Rec Limits	RPD	Max RPD	Qual
Arsenic	ug/L	40.5	1000	1000	1030	1060	99	102	75-125	3	20	
Barium	ug/L	1530	1000	1000	2560	2620	102	108	75-125	2	20	
Cadmium	ug/L	ND	1000	1000	992	1030	99	103	75-125	4	20	
Chromium	ug/L	18.4	1000	1000	963	997	94	98	75-125	3	20	
Lead	ug/L	19.7	1000	1000	961	999	94	98	75-125	4	20	
Selenium	ug/L	ND	1000	1000	976	1010	97	101	75-125	4	20	
Silver	ug/L	ND	500	500	493	509	99	102	75-125	3	20	

Results presented on this page are in the units indicated by the "Units" column except where an alternate unit is presented to the right of the result.

REPORT OF LABORATORY ANALYSIS

This report shall not be reproduced, except in full,
without the written consent of Pace Analytical Services, Inc..

Pace Analytical Services, Inc.
9608 Loiret Blvd.
Lenexa, KS 66219
(913)599-5665

QUALITY CONTROL DATA

Project: Temp Wells BLDG 4
Pace Project No.: 60199734

QC Batch: MPRP/32747
QC Batch Method: EPA 3010
Analysis Method: EPA 6010
Analysis Description: 6010 MET
Associated Lab Samples: 60199807001

METHOD BLANK: 1612662 Matrix: Water
Associated Lab Samples: 60199807001

Parameter	Units	Blank Result	Reporting Limit	Analyzed	Qualifiers
Arsenic	ug/L	ND	10.0	08/07/15 11:22	
Barium	ug/L	ND	10.0	08/07/15 11:22	
Cadmium	ug/L	ND	5.0	08/07/15 11:22	
Chromium	ug/L	ND	5.0	08/07/15 11:22	
Lead	ug/L	ND	5.0	08/07/15 11:22	
Selenium	ug/L	ND	15.0	08/07/15 11:22	
Silver	ug/L	ND	7.0	08/07/15 11:22	

LABORATORY CONTROL SAMPLE: 1612663

Parameter	Units	Spike Conc.	LCS Result	LCS % Rec	% Rec Limits	Qualifiers
Arsenic	ug/L	1000	962	96	80-120	
Barium	ug/L	1000	974	97	80-120	
Cadmium	ug/L	1000	949	95	80-120	
Chromium	ug/L	1000	972	97	80-120	
Lead	ug/L	1000	926	93	80-120	
Selenium	ug/L	1000	944	94	80-120	
Silver	ug/L	500	464	93	80-120	

MATRIX SPIKE & MATRIX SPIKE DUPLICATE: 1612664 1612665

Parameter	Units	60199807001 Result	MS Spike Conc.	MSD Spike Conc.	MS Result	MSD Result	MS % Rec	MSD % Rec	% Rec Limits	RPD	Max RPD	Qual
Arsenic	ug/L	47.2	1000	1000	982	971	94	92	75-125	1	20	
Barium	ug/L	2250	1000	1000	3250	3170	100	92	75-125	2	20	
Cadmium	ug/L	ND	1000	1000	977	964	98	96	75-125	1	20	
Chromium	ug/L	ND	1000	1000	958	944	95	94	75-125	2	20	
Lead	ug/L	ND	1000	1000	944	930	94	93	75-125	1	20	
Selenium	ug/L	ND	1000	1000	938	927	93	92	75-125	1	20	
Silver	ug/L	ND	500	500	492	484	98	97	75-125	2	20	

Results presented on this page are in the units indicated by the "Units" column except where an alternate unit is presented to the right of the result.

REPORT OF LABORATORY ANALYSIS

This report shall not be reproduced, except in full,
without the written consent of Pace Analytical Services, Inc..

Pace Analytical Services, Inc.
9608 Loiret Blvd.
Lenexa, KS 66219
(913)599-5665

QUALITY CONTROL DATA

Project: Temp Wells BLDG 4
Pace Project No.: 60199734

QC Batch: MPRP/32735 Analysis Method: EPA 6010
QC Batch Method: EPA 3010 Analysis Description: 6010 MET Dissolved
Associated Lab Samples: 60199734001, 60199734002, 60199734003

METHOD BLANK: 1611741 Matrix: Water
Associated Lab Samples: 60199734001, 60199734002, 60199734003

Parameter	Units	Blank Result	Reporting Limit	Analyzed	Qualifiers
Arsenic, Dissolved	ug/L	ND	10.0	08/05/15 16:48	
Barium, Dissolved	ug/L	ND	10.0	08/05/15 16:48	
Cadmium, Dissolved	ug/L	ND	5.0	08/05/15 16:48	
Chromium, Dissolved	ug/L	ND	5.0	08/05/15 16:48	
Lead, Dissolved	ug/L	ND	5.0	08/05/15 16:48	
Selenium, Dissolved	ug/L	ND	15.0	08/05/15 16:48	
Silver, Dissolved	ug/L	ND	7.0	08/05/15 16:48	

LABORATORY CONTROL SAMPLE: 1611742

Parameter	Units	Spike Conc.	LCS Result	LCS % Rec	% Rec Limits	Qualifiers
Arsenic, Dissolved	ug/L	1000	1010	101	80-120	
Barium, Dissolved	ug/L	1000	1010	101	80-120	
Cadmium, Dissolved	ug/L	1000	1030	103	80-120	
Chromium, Dissolved	ug/L	1000	1010	101	80-120	
Lead, Dissolved	ug/L	1000	1040	104	80-120	
Selenium, Dissolved	ug/L	1000	1010	101	80-120	
Silver, Dissolved	ug/L	500	488	98	80-120	

MATRIX SPIKE & MATRIX SPIKE DUPLICATE: 1611743 1611745

Parameter	Units	60199734002 Result	MS Spike Conc.	MSD Spike Conc.	MS Result	MSD Result	MS % Rec	MSD % Rec	% Rec Limits	RPD	Max RPD	Qual
Arsenic, Dissolved	ug/L	ND	1000	1000	1020	1030	102	102	75-125	0	20	
Barium, Dissolved	ug/L	698	1000	1000	1710	1700	101	100	75-125	0	20	
Cadmium, Dissolved	ug/L	ND	1000	1000	1030	1030	103	103	75-125	0	20	
Chromium, Dissolved	ug/L	ND	1000	1000	988	991	99	99	75-125	0	20	
Lead, Dissolved	ug/L	ND	1000	1000	1000	1010	100	101	75-125	1	20	
Selenium, Dissolved	ug/L	ND	1000	1000	1000	1010	100	101	75-125	1	20	
Silver, Dissolved	ug/L	ND	500	500	490	492	98	98	75-125	0	20	

Results presented on this page are in the units indicated by the "Units" column except where an alternate unit is presented to the right of the result.

REPORT OF LABORATORY ANALYSIS

This report shall not be reproduced, except in full,
without the written consent of Pace Analytical Services, Inc..

Pace Analytical Services, Inc.
9608 Loiret Blvd.
Lenexa, KS 66219
(913)599-5665

QUALITY CONTROL DATA

Project: Temp Wells BLDG 4
Pace Project No.: 60199734

QC Batch: MPRP/32748
QC Batch Method: EPA 3010
Analysis Method: EPA 6010
Analysis Description: 6010 MET Dissolved
Associated Lab Samples: 60199807001

METHOD BLANK: 1612666 Matrix: Water
Associated Lab Samples: 60199807001

Parameter	Units	Blank Result	Reporting Limit	Analyzed	Qualifiers
Arsenic, Dissolved	ug/L	ND	10.0	08/07/15 15:36	
Barium, Dissolved	ug/L	ND	10.0	08/07/15 15:36	
Cadmium, Dissolved	ug/L	ND	5.0	08/07/15 15:36	
Chromium, Dissolved	ug/L	ND	5.0	08/07/15 15:36	
Lead, Dissolved	ug/L	ND	5.0	08/07/15 15:36	
Selenium, Dissolved	ug/L	ND	15.0	08/07/15 15:36	
Silver, Dissolved	ug/L	ND	7.0	08/07/15 15:36	

LABORATORY CONTROL SAMPLE: 1612667

Parameter	Units	Spike Conc.	LCS Result	LCS % Rec	% Rec Limits	Qualifiers
Arsenic, Dissolved	ug/L	1000	984	98	80-120	
Barium, Dissolved	ug/L	1000	986	99	80-120	
Cadmium, Dissolved	ug/L	1000	997	100	80-120	
Chromium, Dissolved	ug/L	1000	985	98	80-120	
Lead, Dissolved	ug/L	1000	1010	101	80-120	
Selenium, Dissolved	ug/L	1000	978	98	80-120	
Silver, Dissolved	ug/L	500	472	94	80-120	

MATRIX SPIKE & MATRIX SPIKE DUPLICATE: 1612668 1612669

Parameter	Units	60199807001 Result	MS Spike Conc.	MSD Spike Conc.	MS Result	MSD Result	MS % Rec	MSD % Rec	% Rec Limits	RPD	Max RPD	Qual
Arsenic, Dissolved	ug/L	35.3	1000	1000	1060	1080	102	104	75-125	2	20	
Barium, Dissolved	ug/L	2170	1000	1000	3090	3150	92	98	75-125	2	20	
Cadmium, Dissolved	ug/L	ND	1000	1000	1020	1040	102	104	75-125	2	20	
Chromium, Dissolved	ug/L	ND	1000	1000	958	965	96	96	75-125	1	20	
Lead, Dissolved	ug/L	ND	1000	1000	967	985	97	98	75-125	2	20	
Selenium, Dissolved	ug/L	ND	1000	1000	988	1010	99	101	75-125	2	20	
Silver, Dissolved	ug/L	ND	500	500	487	493	97	99	75-125	1	20	

Results presented on this page are in the units indicated by the "Units" column except where an alternate unit is presented to the right of the result.

REPORT OF LABORATORY ANALYSIS

This report shall not be reproduced, except in full,
without the written consent of Pace Analytical Services, Inc..

Pace Analytical Services, Inc.
9608 Loiret Blvd.
Lenexa, KS 66219
(913)599-5665

QUALITY CONTROL DATA

Project: Temp Wells BLDG 4
Pace Project No.: 60199734

QC Batch: MSV/71012 Analysis Method: EPA 5030B/8260
QC Batch Method: EPA 5030B/8260 Analysis Description: 8260 MSV Water 10 mL Purge
Associated Lab Samples: 60199734001, 60199734002, 60199734003, 60199734004, 60199734005

METHOD BLANK: 1611885 Matrix: Water
Associated Lab Samples: 60199734001, 60199734002, 60199734003, 60199734004, 60199734005

Parameter	Units	Blank Result	Reporting Limit	Analyzed	Qualifiers
1,1,1-Trichloroethane	ug/L	ND	0.50	08/05/15 13:26	
1,1,2,2-Tetrachloroethane	ug/L	ND	0.50	08/05/15 13:26	
1,1,2-Trichloroethane	ug/L	ND	0.50	08/05/15 13:26	
1,1,2-Trichlorotrifluoroethane	ug/L	ND	1.0	08/05/15 13:26	
1,1-Dichloroethane	ug/L	ND	0.70	08/05/15 13:26	
1,1-Dichloroethene	ug/L	ND	1.3	08/05/15 13:26	
1,2-Dichlorobenzene	ug/L	ND	1.0	08/05/15 13:26	
1,2-Dichloroethane	ug/L	ND	0.50	08/05/15 13:26	
1,2-Dichloroethene (Total)	ug/L	ND	5.0	08/05/15 13:26	
1,2-Dichloropropane	ug/L	ND	0.50	08/05/15 13:26	
1,3-Dichlorobenzene	ug/L	ND	1.0	08/05/15 13:26	
1,4-Dichlorobenzene	ug/L	ND	1.0	08/05/15 13:26	
2-Butanone (MEK)	ug/L	ND	5.0	08/05/15 13:26	
2-Hexanone	ug/L	ND	5.0	08/05/15 13:26	
4-Methyl-2-pentanone (MIBK)	ug/L	ND	5.0	08/05/15 13:26	
Acetone	ug/L	ND	10.0	08/05/15 13:26	
Benzene	ug/L	ND	2.0	08/05/15 13:26	
Bromodichloromethane	ug/L	ND	1.0	08/05/15 13:26	
Bromoform	ug/L	ND	2.0	08/05/15 13:26	
Bromomethane	ug/L	ND	3.0	08/05/15 13:26	
Carbon disulfide	ug/L	ND	5.0	08/05/15 13:26	
Carbon tetrachloride	ug/L	ND	1.2	08/05/15 13:26	
Chlorobenzene	ug/L	ND	0.70	08/05/15 13:26	
Chloroethane	ug/L	ND	5.2	08/05/15 13:26	
Chloroform	ug/L	ND	0.50	08/05/15 13:26	
Chloromethane	ug/L	ND	0.80	08/05/15 13:26	
cis-1,3-Dichloropropene	ug/L	ND	3.4	08/05/15 13:26	
Dibromochloromethane	ug/L	ND	0.90	08/05/15 13:26	
Ethylbenzene	ug/L	ND	2.0	08/05/15 13:26	
Methylene chloride	ug/L	ND	2.5	08/05/15 13:26	
Styrene	ug/L	ND	5.0	08/05/15 13:26	
Tetrachloroethene	ug/L	ND	0.50	08/05/15 13:26	
Toluene	ug/L	ND	2.0	08/05/15 13:26	
trans-1,3-Dichloropropene	ug/L	ND	0.60	08/05/15 13:26	
Trichloroethene	ug/L	ND	1.2	08/05/15 13:26	
Trichlorofluoromethane	ug/L	ND	5.0	08/05/15 13:26	
Vinyl chloride	ug/L	ND	1.8	08/05/15 13:26	
Xylene (Total)	ug/L	ND	7.0	08/05/15 13:26	
1,2-Dichloroethane-d4 (S)	%	108	80-120	08/05/15 13:26	
4-Bromofluorobenzene (S)	%	100	80-120	08/05/15 13:26	
Toluene-d8 (S)	%	102	80-120	08/05/15 13:26	

Results presented on this page are in the units indicated by the "Units" column except where an alternate unit is presented to the right of the result.

REPORT OF LABORATORY ANALYSIS

This report shall not be reproduced, except in full,
without the written consent of Pace Analytical Services, Inc..

Pace Analytical Services, Inc.
9608 Loiret Blvd.
Lenexa, KS 66219
(913)599-5665

QUALITY CONTROL DATA

Project: Temp Wells BLDG 4
Pace Project No.: 60199734

LABORATORY CONTROL SAMPLE: 1611886

Parameter	Units	Spike Conc.	LCS Result	LCS % Rec	% Rec Limits	Qualifiers
1,1,1-Trichloroethane	ug/L	20	20.5	102	80-120	
1,1,2,2-Tetrachloroethane	ug/L	20	19.4	97	73-121	
1,1,2-Trichloroethane	ug/L	20	19.9	100	80-120	
1,1,2-Trichlorotrifluoroethane	ug/L	20	20.7	104	80-120	
1,1-Dichloroethane	ug/L	20	21.4	107	80-120	
1,1-Dichloroethene	ug/L	20	21.6	108	80-120	
1,2-Dichlorobenzene	ug/L	20	20.3	102	80-120	
1,2-Dichloroethane	ug/L	20	20.9	105	81-120	
1,2-Dichloroethene (Total)	ug/L	40	43.6	109	80-120	
1,2-Dichloropropane	ug/L	20	21.0	105	80-120	
1,3-Dichlorobenzene	ug/L	20	20.2	101	80-120	
1,4-Dichlorobenzene	ug/L	20	20.0	100	80-120	
2-Butanone (MEK)	ug/L	100	99.4	99	67-122	
2-Hexanone	ug/L	100	98.5	99	75-121	
4-Methyl-2-pentanone (MIBK)	ug/L	100	104	104	76-120	
Acetone	ug/L	100	98.6	99	72-120	
Benzene	ug/L	20	21.4	107	80-120	
Bromodichloromethane	ug/L	20	20.9	104	80-120	
Bromoform	ug/L	20	20.8	104	73-138	
Bromomethane	ug/L	20	20.9	105	38-137	
Carbon disulfide	ug/L	20	21.1	106	71-129	
Carbon tetrachloride	ug/L	20	20.8	104	67-146	
Chlorobenzene	ug/L	20	21.3	106	80-120	
Chloroethane	ug/L	20	19.8	99	76-120	
Chloroform	ug/L	20	21.1	105	80-120	
Chloromethane	ug/L	20	18.5	92	34-165	
cis-1,3-Dichloropropene	ug/L	20	21.6	108	80-120	
Dibromochloromethane	ug/L	20	21.2	106	80-126	
Ethylbenzene	ug/L	20	20.5	102	80-120	
Methylene chloride	ug/L	20	20.9	105	80-120	
Styrene	ug/L	20	21.8	109	80-123	
Tetrachloroethene	ug/L	20	19.9	99	80-123	
Toluene	ug/L	20	21.2	106	80-120	
trans-1,3-Dichloropropene	ug/L	20	21.2	106	80-129	
Trichloroethene	ug/L	20	20.9	104	80-120	
Trichlorofluoromethane	ug/L	20	18.8	94	79-120	
Vinyl chloride	ug/L	20	21.4	107	62-125	
Xylene (Total)	ug/L	60	64.5	107	80-120	
1,2-Dichloroethane-d4 (S)	%			103	80-120	
4-Bromofluorobenzene (S)	%			100	80-120	
Toluene-d8 (S)	%			104	80-120	

Results presented on this page are in the units indicated by the "Units" column except where an alternate unit is presented to the right of the result.

REPORT OF LABORATORY ANALYSIS

This report shall not be reproduced, except in full,
without the written consent of Pace Analytical Services, Inc..

Pace Analytical Services, Inc.
9608 Loiret Blvd.
Lenexa, KS 66219
(913)599-5665

QUALITY CONTROL DATA

Project: Temp Wells BLDG 4
Pace Project No.: 60199734

QC Batch: MSV/71042 Analysis Method: EPA 5030B/8260
QC Batch Method: EPA 5030B/8260 Analysis Description: 8260 MSV Water 10 mL Purge
Associated Lab Samples: 60199734002, 60199734003, 60199807001

METHOD BLANK: 1612791 Matrix: Water
Associated Lab Samples: 60199734002, 60199734003, 60199807001

Parameter	Units	Blank Result	Reporting Limit	Analyzed	Qualifiers
1,1,1-Trichloroethane	ug/L	ND	0.50	08/06/15 14:02	
1,1,2,2-Tetrachloroethane	ug/L	ND	0.50	08/06/15 14:02	
1,1,2-Trichloroethane	ug/L	ND	0.50	08/06/15 14:02	
1,1,2-Trichlorotrifluoroethane	ug/L	ND	1.0	08/06/15 14:02	
1,1-Dichloroethane	ug/L	ND	0.70	08/06/15 14:02	
1,1-Dichloroethene	ug/L	ND	1.3	08/06/15 14:02	
1,2-Dichlorobenzene	ug/L	ND	1.0	08/06/15 14:02	
1,2-Dichloroethane	ug/L	ND	0.50	08/06/15 14:02	
1,2-Dichloroethene (Total)	ug/L	ND	5.0	08/06/15 14:02	
1,2-Dichloropropane	ug/L	ND	0.50	08/06/15 14:02	
1,3-Dichlorobenzene	ug/L	ND	1.0	08/06/15 14:02	
1,4-Dichlorobenzene	ug/L	ND	1.0	08/06/15 14:02	
2-Butanone (MEK)	ug/L	ND	5.0	08/06/15 14:02	
2-Hexanone	ug/L	ND	5.0	08/06/15 14:02	
4-Methyl-2-pentanone (MIBK)	ug/L	ND	5.0	08/06/15 14:02	
Acetone	ug/L	ND	10.0	08/06/15 14:02	
Benzene	ug/L	ND	2.0	08/06/15 14:02	
Bromodichloromethane	ug/L	ND	1.0	08/06/15 14:02	
Bromoform	ug/L	ND	2.0	08/06/15 14:02	
Bromomethane	ug/L	ND	3.0	08/06/15 14:02	
Carbon disulfide	ug/L	ND	5.0	08/06/15 14:02	
Carbon tetrachloride	ug/L	ND	1.2	08/06/15 14:02	
Chlorobenzene	ug/L	ND	0.70	08/06/15 14:02	
Chloroethane	ug/L	ND	5.2	08/06/15 14:02	
Chloroform	ug/L	ND	0.50	08/06/15 14:02	
Chloromethane	ug/L	ND	0.80	08/06/15 14:02	
cis-1,3-Dichloropropene	ug/L	ND	3.4	08/06/15 14:02	
Dibromochloromethane	ug/L	ND	0.90	08/06/15 14:02	
Ethylbenzene	ug/L	ND	2.0	08/06/15 14:02	
Methylene chloride	ug/L	ND	2.5	08/06/15 14:02	
Styrene	ug/L	ND	5.0	08/06/15 14:02	
Tetrachloroethene	ug/L	ND	0.50	08/06/15 14:02	
Toluene	ug/L	ND	2.0	08/06/15 14:02	
trans-1,3-Dichloropropene	ug/L	ND	0.60	08/06/15 14:02	
Trichloroethene	ug/L	ND	1.2	08/06/15 14:02	
Trichlorofluoromethane	ug/L	ND	5.0	08/06/15 14:02	
Vinyl chloride	ug/L	ND	1.8	08/06/15 14:02	
Xylene (Total)	ug/L	ND	7.0	08/06/15 14:02	
1,2-Dichloroethane-d4 (S)	%	104	80-120	08/06/15 14:02	
4-Bromofluorobenzene (S)	%	98	80-120	08/06/15 14:02	
Toluene-d8 (S)	%	103	80-120	08/06/15 14:02	

Results presented on this page are in the units indicated by the "Units" column except where an alternate unit is presented to the right of the result.

REPORT OF LABORATORY ANALYSIS

This report shall not be reproduced, except in full,
without the written consent of Pace Analytical Services, Inc..

Pace Analytical Services, Inc.
9608 Loiret Blvd.
Lenexa, KS 66219
(913)599-5665

QUALITY CONTROL DATA

Project: Temp Wells BLDG 4
Pace Project No.: 60199734

LABORATORY CONTROL SAMPLE: 1612792

Parameter	Units	Spike Conc.	LCS Result	LCS % Rec	% Rec Limits	Qualifiers
1,1,1-Trichloroethane	ug/L	20	21.1	106	80-120	
1,1,2,2-Tetrachloroethane	ug/L	20	19.7	99	73-121	
1,1,2-Trichloroethane	ug/L	20	19.1	96	80-120	
1,1,2-Trichlorotrifluoroethane	ug/L	20	19.7	98	80-120	
1,1-Dichloroethane	ug/L	20	22.2	111	80-120	
1,1-Dichloroethene	ug/L	20	21.5	108	80-120	
1,2-Dichlorobenzene	ug/L	20	20.3	102	80-120	
1,2-Dichloroethane	ug/L	20	21.0	105	81-120	
1,2-Dichloroethene (Total)	ug/L	40	43.7	109	80-120	
1,2-Dichloropropane	ug/L	20	20.2	101	80-120	
1,3-Dichlorobenzene	ug/L	20	20.8	104	80-120	
1,4-Dichlorobenzene	ug/L	20	20.6	103	80-120	
2-Butanone (MEK)	ug/L	100	102	102	67-122	
2-Hexanone	ug/L	100	109	109	75-121	
4-Methyl-2-pentanone (MIBK)	ug/L	100	109	109	76-120	
Acetone	ug/L	100	98.1	98	72-120	
Benzene	ug/L	20	21.4	107	80-120	
Bromodichloromethane	ug/L	20	20.6	103	80-120	
Bromoform	ug/L	20	20.6	103	73-138	
Bromomethane	ug/L	20	23.6	118	38-137	
Carbon disulfide	ug/L	20	21.4	107	71-129	
Carbon tetrachloride	ug/L	20	21.1	105	67-146	
Chlorobenzene	ug/L	20	20.3	101	80-120	
Chloroethane	ug/L	20	18.1	90	76-120	
Chloroform	ug/L	20	20.8	104	80-120	
Chloromethane	ug/L	20	18.1	91	34-165	
cis-1,3-Dichloropropene	ug/L	20	21.0	105	80-120	
Dibromochloromethane	ug/L	20	20.1	100	80-126	
Ethylbenzene	ug/L	20	20.0	100	80-120	
Methylene chloride	ug/L	20	20.8	104	80-120	
Styrene	ug/L	20	20.8	104	80-123	
Tetrachloroethene	ug/L	20	20.4	102	80-123	
Toluene	ug/L	20	20.9	105	80-120	
trans-1,3-Dichloropropene	ug/L	20	21.4	107	80-129	
Trichloroethene	ug/L	20	21.3	107	80-120	
Trichlorofluoromethane	ug/L	20	20.8	104	79-120	
Vinyl chloride	ug/L	20	21.4	107	62-125	
Xylene (Total)	ug/L	60	62.8	105	80-120	
1,2-Dichloroethane-d4 (S)	%			102	80-120	
4-Bromofluorobenzene (S)	%			104	80-120	
Toluene-d8 (S)	%			103	80-120	

Results presented on this page are in the units indicated by the "Units" column except where an alternate unit is presented to the right of the result.

REPORT OF LABORATORY ANALYSIS

This report shall not be reproduced, except in full,
without the written consent of Pace Analytical Services, Inc..

Pace Analytical Services, Inc.
9608 Loiret Blvd.
Lenexa, KS 66219
(913)599-5665

QUALITY CONTROL DATA

Project: Temp Wells BLDG 4
Pace Project No.: 60199734

QC Batch: MSV/71013 Analysis Method: EPA 8260
QC Batch Method: EPA 8260 Analysis Description: 8260 MSV MO GRO Oxygenates
Associated Lab Samples: 60199734001, 60199734002, 60199734003

METHOD BLANK: 1611887 Matrix: Water
Associated Lab Samples: 60199734001, 60199734002, 60199734003

Parameter	Units	Blank Result	Reporting Limit	Analyzed	Qualifiers
TPH-GRO	ug/L	ND	500	08/05/15 13:26	

LABORATORY CONTROL SAMPLE: 1611888

Parameter	Units	Spike Conc.	LCS Result	LCS % Rec	% Rec Limits	Qualifiers
TPH-GRO	ug/L	4000	4200	105	53-122	

Results presented on this page are in the units indicated by the "Units" column except where an alternate unit is presented to the right of the result.

REPORT OF LABORATORY ANALYSIS

This report shall not be reproduced, except in full,
without the written consent of Pace Analytical Services, Inc..

Pace Analytical Services, Inc.
9608 Loiret Blvd.
Lenexa, KS 66219
(913)599-5665

QUALITY CONTROL DATA

Project: Temp Wells BLDG 4
Pace Project No.: 60199734

QC Batch: MSV/71023
QC Batch Method: EPA 8260
Analysis Method: EPA 8260
Analysis Description: 8260 MSV MO GRO Oxygenates
Associated Lab Samples: 60199807001

METHOD BLANK: 1612132
Matrix: Water
Associated Lab Samples: 60199807001

Parameter	Units	Blank Result	Reporting Limit	Analyzed	Qualifiers
TPH-GRO	ug/L	ND	500	08/05/15 11:23	
1,2-Dichloroethane-d4 (S)	%	86	82-119	08/05/15 11:23	
4-Bromofluorobenzene (S)	%	97	80-120	08/05/15 11:23	
Toluene-d8 (S)	%	95	80-120	08/05/15 11:23	

LABORATORY CONTROL SAMPLE: 1612133

Parameter	Units	Spike Conc.	LCS Result	LCS % Rec	% Rec Limits	Qualifiers
TPH-GRO	ug/L	4000	4260	106	53-122	
1,2-Dichloroethane-d4 (S)	%			84	82-119	
4-Bromofluorobenzene (S)	%			96	80-120	
Toluene-d8 (S)	%			95	80-120	

Results presented on this page are in the units indicated by the "Units" column except where an alternate unit is presented to the right of the result.

REPORT OF LABORATORY ANALYSIS

This report shall not be reproduced, except in full,
without the written consent of Pace Analytical Services, Inc..

Pace Analytical Services, Inc.
9608 Loiret Blvd.
Lenexa, KS 66219
(913)599-5665

QUALITY CONTROL DATA

Project: Temp Wells BLDG 4
Pace Project No.: 60199734

QC Batch: OEXT/23781 Analysis Method: EPA 522
QC Batch Method: EPA 522 Analysis Description: 522 MSS 1,4 Dioxane
Associated Lab Samples: 60199734001, 60199734002, 60199734003, 60199807001

METHOD BLANK: 1296171 Matrix: Water
Associated Lab Samples: 60199734001, 60199734002, 60199734003, 60199807001

Parameter	Units	Blank Result	Reporting Limit	Analyzed	Qualifiers
1,4-Dioxane (p-Dioxane)	ug/L	ND	0.070	08/12/15 09:41	
1,4-Dioxane-d8 (S)	%	93	70-130	08/12/15 09:41	

LABORATORY CONTROL SAMPLE: 1296172

Parameter	Units	Spike Conc.	LCS Result	LCS % Rec	% Rec Limits	Qualifiers
1,4-Dioxane (p-Dioxane)	ug/L	.04	.024J	60	50-150	
1,4-Dioxane-d8 (S)	%			93	70-130	

LABORATORY CONTROL SAMPLE: 1297919

Parameter	Units	Spike Conc.	LCS Result	LCS % Rec	% Rec Limits	Qualifiers
1,4-Dioxane (p-Dioxane)	ug/L	2	2.1	104	50-150	
1,4-Dioxane-d8 (S)	%			96	70-130	

MATRIX SPIKE & MATRIX SPIKE DUPLICATE: 1297711 1297712

Parameter	Units	35199848001 Result	MS Spike Conc.	MSD Spike Conc.	MS Result	MSD Result	MS % Rec	MSD % Rec	% Rec Limits	RPD	Max RPD	Qual
1,4-Dioxane (p-Dioxane)	ug/L	<0.023	.04	.04	.04J	.046J	100	115	70-130		20	
1,4-Dioxane-d8 (S)	%						103	97	70-130			

Results presented on this page are in the units indicated by the "Units" column except where an alternate unit is presented to the right of the result.

REPORT OF LABORATORY ANALYSIS

This report shall not be reproduced, except in full,
without the written consent of Pace Analytical Services, Inc..

Pace Analytical Services, Inc.
9608 Loiret Blvd.
Lenexa, KS 66219
(913)599-5665

QUALITY CONTROL DATA

Project: Temp Wells BLDG 4
Pace Project No.: 60199734

QC Batch: OEXT/50573 Analysis Method: EPA 8015B
QC Batch Method: EPA 3510C Analysis Description: EPA 8015B
Associated Lab Samples: 60199734001, 60199734002, 60199734003, 60199807001

METHOD BLANK: 1612506 Matrix: Water
Associated Lab Samples: 60199734001, 60199734002, 60199734003, 60199807001

Parameter	Units	Blank Result	Reporting Limit	Analyzed	Qualifiers
TPH-DRO	mg/L	ND	0.50	08/07/15 17:18	
n-Tetracosane (S)	%	80	20-126	08/07/15 17:18	
p-Terphenyl (S)	%	83	31-126	08/07/15 17:18	

LABORATORY CONTROL SAMPLE: 1612507

Parameter	Units	Spike Conc.	LCS Result	LCS % Rec	% Rec Limits	Qualifiers
TPH-DRO	mg/L	2.5	2.2	89	44-129	
n-Tetracosane (S)	%			72	20-126	
p-Terphenyl (S)	%			92	31-126	

Results presented on this page are in the units indicated by the "Units" column except where an alternate unit is presented to the right of the result.

REPORT OF LABORATORY ANALYSIS

This report shall not be reproduced, except in full,
without the written consent of Pace Analytical Services, Inc..

Pace Analytical Services, Inc.
9608 Loiret Blvd.
Lenexa, KS 66219
(913)599-5665

QUALITY CONTROL DATA

Project: Temp Wells BLDG 4
Pace Project No.: 60199734

QC Batch: OEXT/50622 Analysis Method: EPA 8270 by SIM
QC Batch Method: EPA 3510 Analysis Description: 8270 Water PAH by SIM MSSV
Associated Lab Samples: 60199734001, 60199734002, 60199807001

METHOD BLANK: 1614326 Matrix: Water
Associated Lab Samples: 60199734001, 60199734002, 60199807001

Parameter	Units	Blank Result	Reporting Limit	Analyzed	Qualifiers
Acenaphthene	ug/L	ND	0.10	08/11/15 18:30	
Acenaphthylene	ug/L	ND	0.10	08/11/15 18:30	
Anthracene	ug/L	ND	0.10	08/11/15 18:30	
Benzo(a)anthracene	ug/L	ND	0.10	08/11/15 18:30	
Benzo(a)pyrene	ug/L	ND	0.10	08/11/15 18:30	
Benzo(b)fluoranthene	ug/L	ND	0.10	08/11/15 18:30	
Benzo(g,h,i)perylene	ug/L	ND	0.10	08/11/15 18:30	
Benzo(k)fluoranthene	ug/L	ND	0.10	08/11/15 18:30	
Chrysene	ug/L	ND	0.10	08/11/15 18:30	
Dibenz(a,h)anthracene	ug/L	ND	0.10	08/11/15 18:30	
Fluoranthene	ug/L	ND	0.10	08/11/15 18:30	
Fluorene	ug/L	ND	0.10	08/11/15 18:30	
Indeno(1,2,3-cd)pyrene	ug/L	ND	0.10	08/11/15 18:30	
Naphthalene	ug/L	ND	0.50	08/11/15 18:30	
Phenanthrene	ug/L	ND	0.50	08/11/15 18:30	
Pyrene	ug/L	ND	0.10	08/11/15 18:30	
2-Fluorobiphenyl (S)	%	70	42-113	08/11/15 18:30	
Terphenyl-d14 (S)	%	78	50-118	08/11/15 18:30	

LABORATORY CONTROL SAMPLE: 1614327

Parameter	Units	Spike Conc.	LCS Result	LCS % Rec	% Rec Limits	Qualifiers
Acenaphthene	ug/L	1	0.75	75	55-110	
Acenaphthylene	ug/L	1	0.75	75	53-111	
Anthracene	ug/L	1	0.80	80	54-113	
Benzo(a)anthracene	ug/L	1	0.85	85	60-117	
Benzo(a)pyrene	ug/L	1	0.83	83	57-116	
Benzo(b)fluoranthene	ug/L	1	0.85	85	58-119	
Benzo(g,h,i)perylene	ug/L	1	0.75	75	46-121	
Benzo(k)fluoranthene	ug/L	1	0.78	78	53-122	
Chrysene	ug/L	1	0.67	67	58-119	
Dibenz(a,h)anthracene	ug/L	1	0.71	71	43-125	
Fluoranthene	ug/L	1	0.88	88	59-116	
Fluorene	ug/L	1	0.80	80	49-119	
Indeno(1,2,3-cd)pyrene	ug/L	1	0.75	75	51-118	
Naphthalene	ug/L	1	0.73	73	57-110	
Phenanthrene	ug/L	1	0.86	86	59-114	
Pyrene	ug/L	1	0.77	77	55-123	
2-Fluorobiphenyl (S)	%			68	42-113	
Terphenyl-d14 (S)	%			74	50-118	

Results presented on this page are in the units indicated by the "Units" column except where an alternate unit is presented to the right of the result.

REPORT OF LABORATORY ANALYSIS

This report shall not be reproduced, except in full,
without the written consent of Pace Analytical Services, Inc..

Pace Analytical Services, Inc.
9608 Loiret Blvd.
Lenexa, KS 66219
(913)599-5665

QUALITY CONTROL DATA

Project: Temp Wells BLDG 4
Pace Project No.: 60199734

QC Batch: SERV/21289 Analysis Method: EPA 120.1
QC Batch Method: EPA 120.1 Analysis Description: Field Specific Conductance
Associated Lab Samples: 60199734001, 60199734002, 60199734003

SAMPLE DUPLICATE: 1617125

Parameter	Units	60199734001 Result	Dup Result	RPD	Max RPD	Qualifiers
Specific Conductance	umhos/cm	3080	3060	1	20	

Results presented on this page are in the units indicated by the "Units" column except where an alternate unit is presented to the right of the result.

REPORT OF LABORATORY ANALYSIS

This report shall not be reproduced, except in full,
without the written consent of Pace Analytical Services, Inc..

Pace Analytical Services, Inc.
9608 Loiret Blvd.
Lenexa, KS 66219
(913)599-5665

QUALITY CONTROL DATA

Project: Temp Wells BLDG 4
Pace Project No.: 60199734

QC Batch: SERV/21290
QC Batch Method: EPA 120.1
Analysis Method: EPA 120.1
Analysis Description: Field Specific Conductance
Associated Lab Samples: 60199807001

SAMPLE DUPLICATE: 1617328

Parameter	Units	60199807001 Result	Dup Result	RPD	Max RPD	Qualifiers
Specific Conductance	umhos/cm	3950	3940	0	20	

Results presented on this page are in the units indicated by the "Units" column except where an alternate unit is presented to the right of the result.

REPORT OF LABORATORY ANALYSIS

This report shall not be reproduced, except in full,
without the written consent of Pace Analytical Services, Inc..

Pace Analytical Services, Inc.
9608 Loiret Blvd.
Lenexa, KS 66219
(913)599-5665

QUALIFIERS

Project: Temp Wells BLDG 4
Pace Project No.: 60199734

DEFINITIONS

DF - Dilution Factor, if reported, represents the factor applied to the reported data due to dilution of the sample aliquot.

ND - Not Detected at or above adjusted reporting limit.

J - Estimated concentration above the adjusted method detection limit and below the adjusted reporting limit.

MDL - Adjusted Method Detection Limit.

PQL - Practical Quantitation Limit.

RL - Reporting Limit.

S - Surrogate

1,2-Diphenylhydrazine decomposes to and cannot be separated from Azobenzene using Method 8270. The result for each analyte is a combined concentration.

Consistent with EPA guidelines, unrounded data are displayed and have been used to calculate % recovery and RPD values.

LCS(D) - Laboratory Control Sample (Duplicate)

MS(D) - Matrix Spike (Duplicate)

DUP - Sample Duplicate

RPD - Relative Percent Difference

NC - Not Calculable.

SG - Silica Gel - Clean-Up

U - Indicates the compound was analyzed for, but not detected.

N-Nitrosodiphenylamine decomposes and cannot be separated from Diphenylamine using Method 8270. The result reported for each analyte is a combined concentration.

Pace Analytical is TNI accredited. Contact your Pace PM for the current list of accredited analytes.

TNI - The NELAC Institute.

LABORATORIES

PASI-K	Pace Analytical Services - Kansas City
PASI-O	Pace Analytical Services - Ormond Beach
PASI-SE	Pace Analytical Services - SE Kansas

BATCH QUALIFIERS

Batch: MSV/71012
[M5] A matrix spike/matrix spike duplicate was not performed for this batch due to insufficient sample volume.
Batch: MSV/71013
[M5] A matrix spike/matrix spike duplicate was not performed for this batch due to insufficient sample volume.
Batch: MSV/71023
[M5] A matrix spike/matrix spike duplicate was not performed for this batch due to insufficient sample volume.
Batch: OEXT/50573
[M5] A matrix spike/matrix spike duplicate was not performed for this batch due to insufficient sample volume.
Batch: MSV/71042
[M5] A matrix spike/matrix spike duplicate was not performed for this batch due to insufficient sample volume.
Batch: OEXT/50622
[M5] A matrix spike/matrix spike duplicate was not performed for this batch due to insufficient sample volume.

ANALYTE QUALIFIERS

1e A matrix spike/matrix spike duplicate was not performed for this batch due to insufficient sample volume.

This report shall not be reproduced, except in full,
without the written consent of Pace Analytical Services, Inc..

Pace Analytical Services, Inc.
9608 Loiret Blvd.
Lenexa, KS 66219
(913)599-5665

QUALITY CONTROL DATA CROSS REFERENCE TABLE

Project: Temp Wells BLDG 4
Pace Project No.: 60199734

Lab ID	Sample ID	QC Batch Method	QC Batch	Analytical Method	Analytical Batch
60199734001	**TWBD41506-01L-0803-01**	SM 4500-H+B	FLD/15698		
60199734002	**TWBD41506-02L-0803-01**	SM 4500-H+B	FLD/15698		
60199734003	**TWBD41506-03L-0803-01**	SM 4500-H+B	FLD/15698		
60199807001	**TWBD41506-04L-0804-01**	SM 4500-H+B	FLD/15701		
60199734001	**TWBD41506-01L-0803-01**	SM 2550B	FLD/15699		
60199734002	**TWBD41506-02L-0803-01**	SM 2550B	FLD/15699		
60199734003	**TWBD41506-03L-0803-01**	SM 2550B	FLD/15699		
60199807001	**TWBD41506-04L-0804-01**	SM 2550B	FLD/15702		
60199734001	**TWBD41506-01L-0803-01**		FLD/15696		
60199734002	**TWBD41506-02L-0803-01**		FLD/15696		
60199734003	**TWBD41506-03L-0803-01**		FLD/15696		
60199807001	**TWBD41506-04L-0804-01**		FLD/15657		
60199734001	**TWBD41506-01L-0803-01**	EPA 3510C	OEXT/50573	EPA 8015B	GCSV/19452
60199734002	**TWBD41506-02L-0803-01**	EPA 3510C	OEXT/50573	EPA 8015B	GCSV/19452
60199734003	**TWBD41506-03L-0803-01**	EPA 3510C	OEXT/50573	EPA 8015B	GCSV/19452
60199807001	**TWBD41506-04L-0804-01**	EPA 3510C	OEXT/50573	EPA 8015B	GCSV/19452
60199734001	**TWBD41506-01L-0803-01**	EPA 3010	MPRP/32734	EPA 6010	ICP/24191
60199734002	**TWBD41506-02L-0803-01**	EPA 3010	MPRP/32734	EPA 6010	ICP/24191
60199734003	**TWBD41506-03L-0803-01**	EPA 3010	MPRP/32734	EPA 6010	ICP/24191
60199807001	**TWBD41506-04L-0804-01**	EPA 3010	MPRP/32747	EPA 6010	ICP/24192
60199734001	**TWBD41506-01L-0803-01**	EPA 3010	MPRP/32735	EPA 6010	ICP/24184
60199734002	**TWBD41506-02L-0803-01**	EPA 3010	MPRP/32735	EPA 6010	ICP/24184
60199734003	**TWBD41506-03L-0803-01**	EPA 3010	MPRP/32735	EPA 6010	ICP/24184
60199807001	**TWBD41506-04L-0804-01**	EPA 3010	MPRP/32748	EPA 6010	ICP/24195
60199734001	**TWBD41506-01L-0803-01**	EPA 7470	MERP/9809	EPA 7470	MERC/9758
60199734002	**TWBD41506-02L-0803-01**	EPA 7470	MERP/9809	EPA 7470	MERC/9758
60199734003	**TWBD41506-03L-0803-01**	EPA 7470	MERP/9809	EPA 7470	MERC/9758
60199807001	**TWBD41506-04L-0804-01**	EPA 7470	MERP/9809	EPA 7470	MERC/9758
60199734001	**TWBD41506-01L-0803-01**	EPA 7470	MERP/9808	EPA 7470	MERC/9757
60199734002	**TWBD41506-02L-0803-01**	EPA 7470	MERP/9808	EPA 7470	MERC/9757
60199734003	**TWBD41506-03L-0803-01**	EPA 7470	MERP/9808	EPA 7470	MERC/9757
60199807001	**TWBD41506-04L-0804-01**	EPA 7470	MERP/9808	EPA 7470	MERC/9757
60199734001	**TWBD41506-01L-0803-01**	EPA 522	OEXT/23781	EPA 522	MSSV/8265
60199734002	**TWBD41506-02L-0803-01**	EPA 522	OEXT/23781	EPA 522	MSSV/8265
60199734003	**TWBD41506-03L-0803-01**	EPA 522	OEXT/23781	EPA 522	MSSV/8265
60199807001	**TWBD41506-04L-0804-01**	EPA 522	OEXT/23781	EPA 522	MSSV/8265
60199734001	**TWBD41506-01L-0803-01**	EPA 3510	OEXT/50622	EPA 8270 by SIM	MSSV/16410
60199734002	**TWBD41506-02L-0803-01**	EPA 3510	OEXT/50622	EPA 8270 by SIM	MSSV/16410
60199807001	**TWBD41506-04L-0804-01**	EPA 3510	OEXT/50622	EPA 8270 by SIM	MSSV/16410
60199734001	**TWBD41506-01L-0803-01**	EPA 5030B/8260	MSV/71012		
60199734002	**TWBD41506-02L-0803-01**	EPA 5030B/8260	MSV/71012		

REPORT OF LABORATORY ANALYSIS

This report shall not be reproduced, except in full,
without the written consent of Pace Analytical Services, Inc..

Pace Analytical Services, Inc.
9608 Loiret Blvd.
Lenexa, KS 66219
(913)599-5665

QUALITY CONTROL DATA CROSS REFERENCE TABLE

Project: Temp Wells BLDG 4
Pace Project No.: 60199734

Lab ID	Sample ID	QC Batch Method	QC Batch	Analytical Method	Analytical Batch
60199734002	**TWBD41506-02L-0803-01**	EPA 5030B/8260	MSV/71042		
60199734003	**TWBD41506-03L-0803-01**	EPA 5030B/8260	MSV/71012		
60199734003	**TWBD41506-03L-0803-01**	EPA 5030B/8260	MSV/71042		
60199734004	**QATB-150803-01**	EPA 5030B/8260	MSV/71012		
60199734005	**QAEB-150803-01**	EPA 5030B/8260	MSV/71012		
60199807001	**TWBD41506-04L-0804-01**	EPA 5030B/8260	MSV/71042		
60199734001	**TWBD41506-01L-0803-01**	EPA 8260	MSV/71013		
60199734002	**TWBD41506-02L-0803-01**	EPA 8260	MSV/71013		
60199734003	**TWBD41506-03L-0803-01**	EPA 8260	MSV/71013		
60199807001	**TWBD41506-04L-0804-01**	EPA 8260	MSV/71023		
60199734001	**TWBD41506-01L-0803-01**	EPA 120.1	SERV/21289		
60199734002	**TWBD41506-02L-0803-01**	EPA 120.1	SERV/21289		
60199734003	**TWBD41506-03L-0803-01**	EPA 120.1	SERV/21289		
60199807001	**TWBD41506-04L-0804-01**	EPA 120.1	SERV/21290		

This report shall not be reproduced, except in full,
without the written consent of Pace Analytical Services, Inc..

Pace Analytical
www.pacelabs.com

Sample Condition Upon Receipt

WO# : 60199734

60199734

Client Name: Honeywell

Optional
Proj Due Date:
Proj Name:

Courier: FedEx ☐ UPS ☐ VIA ☐ Clay ☐ PEX ☐ ECI ☐ Pace ☑ Other ☐ Client ☐

Tracking #: _____ Pace Shipping Label Used? Yes ☐ No ☑

Custody Seal on Cooler/Box Present: Yes ☐ No ☑ Seals intact: Yes ☐ No ☑

Packing Material: Bubble Wrap ☐ Bubble Bags ☑ Foam ☑ None ☐ Other ☐

Thermometer Used: CF +1.4 T-239 / CF -0.5 T-262

Type of Ice: (Wet) Blue None (circle one) ☐ Samples received on ice, cooling process has begun.

Cooler Temperature: 6.9/7.2

Date and initials of person examining contents: MB 8/13/15

Temperature should be above freezing to 6°C

Chain of Custody present:	☑Yes ☐No ☐N/A	1.
Chain of Custody filled out:	☑Yes ☐No ☐N/A	2.
Chain of Custody relinquished:	☑Yes ☐No ☐N/A	3.
Sampler name & signature on COC:	☑Yes ☐No ☐N/A	4.
Samples arrived within holding time:	☑Yes ☐No ☐N/A	5.
Short Hold Time analyses (<72hr):	☐Yes ☑No ☐N/A	6.
Rush Turn Around Time requested:	☐Yes ☑No ☐N/A	7.
Sufficient volume:	☑Yes ☐No ☐N/A	8.
Correct containers used:	☑Yes ☐No ☐N/A	
Pace containers used:	☑Yes ☐No ☐N/A	9.
Containers intact:	☑Yes ☐No ☐N/A	10.
Unpreserved 5035A soils frozen w/in 48hrs?	☐Yes ☐No ☑N/A	11.
Filtered volume received for dissolved tests? MB 8/13/15	☑Yes ☐No ☐N/A	12.
Sample labels match COC:	☑Yes ☐No ☐N/A	
Includes date/time/ID/analyses Matrix: W T		13.
All containers needing preservation have been checked.	☑Yes ☐No ☐N/A	
All containers needing preservation are found to be in compliance with EPA recommendation.	☑Yes ☐No ☐N/A	14.
Exceptions: VOA, Coliform, O&G, WI-DRO (water)	☑Yes ☐No	Initial when completed / Lot # of added preservative
Trip Blank present:	☑Yes ☐No ☐N/A	
Pace Trip Blank lot # (if purchased): Cover		15.
Headspace in VOA vials (>6mm):	☐Yes ☑No ☐N/A	16.
Project sampled in USDA Regulated Area:	☐Yes ☐No ☑N/A	17. List State:
Additional labels attached to 5035A vials in the field?	☐Yes ☐No ☑N/A	18.

Client Notification/ Resolution: Copy COC to Client? Y / N Field Data Required? Y / N

Person Contacted: _____ Date/Time: _____

Comments/ Resolution: _____

Project Manager Review: _____ Date: _____

CHAIN_OF_CUSTODY / Analytical Request Document

Pace Analytical™

Page: 1 of 1

Section A Required Client Information	Section B Required Project Information	Section C Invoice Information
Client: HONEYWELL FM&T	Report to:	Attention: Accounts Recievable
Address: D/SE1 OD48 PO Box 419159	Copy to:	Company:
Kansas City MO		Address:
Email:	PO #:	Quote Ref:
Phone: 997-7332 pgr 0209	Project: Temp. Wells BLDG 4	Pace PM: BLG
Due/TAT:	Project #:	Pace Profile: 8218: 1

Regulatory Agency No

Site Location STATE

60199734

Section D Required Client Information

Matrix Codes
Drinking Water = DW
WATER = WT
WASTE WATER = WW
PRODUCT = P
SOIL/SOLID = SL
OIL = OL
WIPE = WP
AIR = AR
OTHER = OT
TISSUE = TS

SAMPLE (A-Z, 0-9/,-)
Sample IDs MUST BE UNIQUE

Item #	Sample IDs MUST BE UNIQUE	MATRIX CODE	Sample Type (G=Grab C=Comp)	COLLECTED Composite Start Date	Composite Start Time	Composite End/Grab Date	Composite End/Grab Time	Total # of Containers	Preservation and Quantity: NONE	Unpreserved	H2SO4	HNO3	HCL	NaOH	Na2S2O3	Methanol	Other	Analysis Test: 1.4 Dioxane,FL 5822	8270 PAH	8 RCRA Metals Total	8 RCRA Metal Dissolv	1668a PCBs (MN)	8015 DRO & ORO	8260 DRO & VOA 94			Pace Project No. / Lab I.D. Blanks for MMDD only
1	TWBD41506-01L-0803-01 1BP3F 2-0 1BP3N 2-0					8/3/15	1114	13		1	65	2	5				1	✓	✓	✓	✓	✓	✓	✓	5AGM	10THR	5DGH 001
2	TWBD41506-02L-0803-01					8/3/15	1231	13		1	65	2	5				1	✓	✓	✓	✓	✓	✓	✓	↓	↓	002
3	TWBD41506-03L-0803-01					8/3/15	1356	13	1	3	65	2	5				1	✓	✓	✓	✓	✓	✓	✓	3AGM	↓	003
4	TWBD41506-04L- -01																										
5	QATB-150803.01					8/3/15	1111	2					2											✓			2DGH 004
6	QAEB.150803.01					8/3/15	1052	5					5											✓			5DGH 005
7																											
8																											
9																											
10																											

COMMENTS	RELINQUISHED BY	DATE	TIME	ACCEPTED BY	DATE	TIME	SAMPLE CONDITIONS			
Items 1,2,3,5,6 only	[signature]	8/3/15	1504	[signature]	PM 8/3/15 ~~08/3/14~~ 8/3/15	1504	6.9	X	N	Y
							7.2	X	N	Y

SAMPLER NAME AND SIGNATURE
Print Name of Sampler: [signature]
Signature of Sampler: [signature]
Date Signed: 8/3/15

Temp C | Received On Ice | Custody Sealed | Samples Intact

Pace Analytical™
www.pacelabs.com

Pace Analytical Services, Inc.
1700 Elm Street
Minneapolis, MN 55414
Phone: 612.607.1700
Fax: 612.607.6444

Report Prepared for:

Brad Godwin
PACE Kansas
9608 Loiret Blvd
Lenexa KS 66219

REPORT OF LABORATORY ANALYSIS FOR PCBs

Report Information:

Pace Project #: 10317034
Sample Receipt Date: 08/05/2015
Client Project #: 60199734 HONEYWELL FM&
Client Sub PO #: N/A
State Cert #: N/A

Invoicing & Reporting Options:

The report provided has been invoiced as a Level 2 PCB Report. If an upgrade of this report package is requested, an additional charge may be applied.

Please review the attached invoice for accuracy and forward any questions to Scott Unze, your Pace Project Manager.

This report has been reviewed by:

August 27, 2015

Scott Unze, Project Manager
(612) 607-6383
(612) 607-6444 (fax)
scott.unze@pacelabs.com

Report Prepared Date:
August 27, 2015

Report of Laboratory Analysis

This report should not be reproduced, except in full, without the written consent of Pace Analytical Services, Inc.

The results relate only to the samples included in this report.

Pace Analytical Services, Inc.
1700 Elm Street
Minneapolis, MN 55414
Phone: 612.607.1700
Fax: 612.607.6444

DISCUSSION

This report was revised to correct the client supplied sample identifications.

This report presents the results from the analyses performed on three samples submitted by a representative of Pace Analytical Services, Kansas. The samples were analyzed for the presence or absence of polychlorinated biphenyl (PCB) congeners using USEPA Method 1668A. Reporting limits were set to 60 ppq and not adjusted for sample volume.

All of the isotopically-labeled PCB internal standards in the sample extracts were recovered within the target ranges for this method. Since the quantification of the native PCB congeners was based on internal standard and isotope dilution methodology, the data were automatically corrected for variation in recovery and accurate values were obtained.

Incorrect isotope ratios were obtained for selected PCB congeners. The affected congeners were flagged "I" on the results tables. Any associated target analyte detections were provided under the estimated maximum possible concentration (EMPC) column on the results tables.

A laboratory method blank was prepared and analyzed with each sample batch as part of our routine quality control procedures. The results show the the blanks to contain PCB congeners at levels above 60 ppq. The sample extracts were found to contain similar levels of selected congeners and were flagged "B" on the results tables to indicate that the levels may have originated, at least partially, in the laboratory.

Laboratory spike samples were also prepared with the sample set using reference material that had been fortified with native standards. The results show that the spiked native compounds were recovered at 81-105% with relative percent differences of 0.0-10.5%. These values were within method limits.

This report shall not be reproduced, except in full,
without the written consent of Pace Analytical Services, Inc.

Pace Analytical Services, Inc.
1700 Elm Street - Suite 200
Minneapolis, MN 55414

Tel: 612-607-1700
Fax: 612- 607-6444

Minnesota Laboratory Certifications

Authority	Certificate #	Authority	Certificate #
A2LA	2926.01	Mississippi	MN00064
Alabama	40770	Montana	92
Alaska	MN00064	Nebraska	
Arizona	AZ0014	Nevada	MN_00064_200
Arkansas	88-0680	New Jersey (NE	MN002
California	01155CA	New York (NEL	11647
Colorado	MN00064	North Carolina	27700
Connecticut	PH-0256	North Dakota	R-036
EPA Region 8	8TMS-Q	Ohio	4150
Florida (NELAP	E87605	Oklahoma	D9922
Georgia (DNR)	959	Oregon (ELAP)	MN200001-005
Guam	959	Oregon (OREL	MN300001-001
Hawaii	SLD	Pennsylvania	68-00563
Idaho	MN00064	Puerto Rico	MN00064
Illinois	200012	Saipan	MP0003
Indiana	C-MN-01	South Carolina	74003001
Indiana	C-MN-01	Tennessee	TN02818
Iowa	368	Texas	T104704192-08
Kansas	E-10167	Utah (NELAP)	MN00064
Kentucky	90062	Virginia	00251
Louisiana	03086	Washington	C755
Maine	2007029	West Virginia	9952C
Maryland	322	Wisconsin	999407970
Michigan	9909	Wyoming	8TMS-Q
Minnesota	027-053-137		

REPORT OF LABORATORY ANALYSIS

This report shall not be reproduced, except in full,
without the written consent of Pace Analytical Services, Inc.

Appendix A

Sample Management

Chain of Custody

10317034

Pace Analytical®
www.pacelabs.com

31
sun 8/6/15

Workorder: 60199734 **Workorder Name:** Temp Wells BLDG 4 **Owner Received Date:** 8/3/2015 **Results Requested By:** 8/17/2015

Report To	Subcontract To
Brad Godwin Pace Analytical Services, Inc. 9608 Loiret Blvd. Lenexa, KS 66219 Phone (913)599-5665 Fax (913)599-1759	Pace Analytical Minnesota 1700 Elm Street Suite 200 Minneapolis, MN 55414 Phone (612)607-1700

Item	Sample ID	Sample Type	Collect Date/Time	Lab ID	Matrix	Preserved Containers: AG1U	Requested Analysis: 1668A PCBs*	LAB USE ONLY
1	TWBD41506-01L-0803-01	PS	8/3/2015 11:14	60199734001	Water	1	X	Ch1
2	TWBD41506-02L-0803-01	PS	8/3/2015 12:31	60199734002	Water	1	X	Ch2
3	TWBD41506-03L-0803-01	PS	8/3/2015 13:56	60199734003	Water	1	X	Ch3
4								
5								

Transfers	Released By	Date/Time	Received By	Date/Time
1	[signature]	8/4/15 1700	[signature] Rice	8/5/15
2				1000
3				

Comments: *209 List

Cooler Temperature on Receipt 3.9 °C | Custody Seal (Y) or | Received on Ice (Y) or | Samples Intact (Y) or N

***In order to maintain client confidentiality, location/name of the sampling site, sampler's name and signature may not be provided on this COC document.
This chain of custody is considered complete as is since this information is available in the owner laboratory.

Pace Analytical	Document Name: Sample Condition Upon Receipt Form	Document Revised: 23Feb2015 Page 1 of 1
	Document No.: F-MN-L-213-rev.13	Issuing Authority: Pace Minnesota Quality Office

Sample Condition Upon Receipt

Client Name: Pace KS

Project #: WO#: 10317034

10317034

Courier: ☑ Fed Ex ☐ UPS ☐ USPS ☐ Client
☐ Commercial ☐ Pace ☐ SpeeDee ☐ Other:

Tracking Number: 6346 0253 2389

Custody Seal on Cooler/Box Present? ☑ Yes ☐ No Seals Intact? ☑ Yes ☐ No

Optional: Proj. Due Date: Proj. Name:

Packing Material: ☑ Bubble Wrap ☐ Bubble Bags ☐ None ☐ Other: Temp Blank? ☐ Yes ☑ No

Thermometer Used: ☐ B88A9130516413 ☐ B88A912167504 ☑ B88A0143310098

Type of Ice: ☑ Wet ☐ Blue ☐ None ☐ Samples on ice, cooling process has begun

Cooler Temp Read (°C): 4.0 Cooler Temp Corrected (°C): 3.9 Biological Tissue Frozen? ☐ Yes ☐ No ☑ N/A

Temp should be above freezing to 6°C Correction Factor: -0.1 Date and Initials of Person Examining Contents: JM 8/5/15

USDA Regulated Soil (☑ N/A, water sample)

Did samples originate in a quarantine zone within the United States: AL, AR, AZ, CA, FL, GA, ID, LA. MS, NC, NM, NY, OK, OR, SC, TN, TX or WA (check maps)? ☐ Yes ☐ No

Did samples originate from a foreign source (internationally, including Hawaii and Puerto Rico)? ☐ Yes ☐ No

If Yes to either question, fill out a Regulated Soil Checklist (F-MN-Q-338) and include with SCUR/COC paperwork.

		COMMENTS:
Chain of Custody Present?	☑ Yes ☐ No ☐ N/A	1.
Chain of Custody Filled Out?	☑ Yes ☐ No ☐ N/A	2.
Chain of Custody Relinquished?	☑ Yes ☐ No ☐ N/A	3.
Sampler Name and/or Signature on COC?	☐ Yes ☑ No ☐ N/A	4.
Samples Arrived within Hold Time?	☑ Yes ☐ No ☐ N/A	5.
Short Hold Time Analysis (<72 hr)?	☐ Yes ☑ No ☐ N/A	6.
Rush Turn Around Time Requested?	☐ Yes ☑ No ☐ N/A	7.
Sufficient Volume?	☑ Yes ☐ No ☐ N/A	8.
Correct Containers Used?	☑ Yes ☐ No ☐ N/A	9.
-Pace Containers Used?	☑ Yes ☐ No ☐ N/A	
Containers Intact?	☑ Yes ☐ No ☐ N/A	10.
Filtered Volume Received for Dissolved Tests?	☐ Yes ☐ No ☑ N/A	11. Note if sediment is visible in the dissolved container
Sample Labels Match COC? -Includes Date/Time/ID/Analysis Matrix: WT	☑ Yes ☐ No ☐ N/A	12.
All containers needing acid/base preservation have been checked?	☐ Yes ☐ No ☑ N/A	13. ☐ HNO_3 ☐ H_2SO_4 ☐ NaOH ☐ HCl Sample #
All containers needing preservation are found to be in compliance with EPA recommendation? (HNO_3, H_2SO_4, HCl<2; NaOH >9 Sulfide, NaOH>12 Cyanide)	☐ Yes ☐ No ☑ N/A	
Exceptions: VOA, Coliform, TOC, Oil and Grease, DRO/8015 (water) DOC	☐ Yes ☐ No ☑ N/A	Initial when completed: Lot # of added preservative:
Headspace in VOA Vials (>6mm)?	☐ Yes ☐ No ☑ N/A	14.
Trip Blank Present?	☐ Yes ☐ No ☑ N/A	15.
Trip Blank Custody Seals Present?	☐ Yes ☐ No ☑ N/A	
Pace Trip Blank Lot # (if purchased):		

CLIENT NOTIFICATION/RESOLUTION Field Data Required? ☐ Yes ☐ No

Person Contacted: Date/Time:

Comments/Resolution:

Project Manager Review: Date: 08/06/15

Note: Whenever there is a discrepancy affecting North Carolina compliance samples, a copy of this form will be sent to the North Carolina DEHNR Certification Office (i.e. out of hold, incorrect preservative, out of temp, incorrect containers).

Pace Analytical Services, Inc.
1700 Elm Street - Suite 200
Minneapolis, MN 55414

Tel: 612-607-1700
Fax: 612- 607-6444

Reporting Flags

A = Reporting Limit based on signal to noise

B = Less than 10x higher than method blank level

C = Result obtained from confirmation analysis

D = Result obtained from analysis of diluted sample

E = Exceeds calibration range

I = Interference present

J = Estimated value

Nn = Value obtained from additional analysis

P = PCDE Interference

R = Recovery outside target range

S = Peak saturated

U = Analyte not detected

V = Result verified by confirmation analysis

X = %D Exceeds limits

Y = Calculated using average of daily RFs

* = See Discussion

This report shall not be reproduced, except in full,
without the written consent of Pace Analytical Services, Inc.

Appendix B

Sample Analysis Summary

Pace Analytical Services, Inc.
1700 Elm Street - Suite 200
Minneapolis, MN 55414

Tel: 612-607-1700
Fax: 612- 607-6444

Method 1668A Polychlorobiphenyl Sample Analysis Results

Client - PACE Kansas

Client's Sample ID	TWBD41506-01L-0803-01		
Lab Sample ID	60199734001		
Filename	P150823B_08		
Injected By	BAL		
Total Amount Extracted	1180 mL	Matrix	Water
% Moisture	NA	Dilution	5
Dry Weight Extracted	NA	Collected	08/03/2015 11:14
ICAL ID	P150823B02	Received	08/05/2015 10:00
CCal Filename(s)	P150823B_01	Extracted	08/07/2015 14:20
Method Blank ID	BLANK-46376	Analyzed	08/23/2015 20:44

PCB Isomer	IUPAC	RT	Ratio	ng's Added	ng's Found	% Recovery
Labeled Analytes						
13C-2-MoCB	1	8.617	3.17	2.0	0.814	41
13C-4-MoCB	3	11.193	3.13	2.0	0.866	43
13C-2,2'-DiCB	4	11.469	1.59	2.0	0.774	39
13C-4,4'-DiCB	15	18.165	1.60	2.0	0.842	42
13C-2,2',6-TrCB	19	15.026	1.10	2.0	0.858	43
13C-3,4,4'-TrCB	37	25.743	1.20	2.0	1.05	52
13C-2,2',6,6'-TeCB	54	18.465	0.85	2.0	0.914	46
13C-3,4,4',5-TeCB	81	32.757	0.79	2.0	1.11	55
13C-3,3',4,4'-TeCB	77	33.328	0.79	2.0	1.15	57
13C-2,2',4,6,6'-PeCB	104	24.401	1.66	2.0	0.948	47
13C-2,3,3',4,4'-PeCB	105	36.905	1.57	2.0	1.13	57
13C-2,3,4,4',5-PeCB	114	36.251	1.66	2.0	1.13	56
13C-2,3',4,4',5-PeCB	118	35.697	1.74	2.0	1.13	57
13C-2,3',4,4',5'-PeCB	123	35.362	1.63	2.0	1.11	55
13C-3,3',4,4',5-PeCB	126	40.058	1.53	2.0	1.13	57
13C-2,2',4,4',6,6'-HxCB	155	30.360	1.29	2.0	1.15	57
13C-HxCB (156/157)	156/157	43.115	1.32	4.0	2.43	61
13C-2,3',4,4',5,5'-HxCB	167	41.941	1.24	2.0	1.07	54
13C-3,3',4,4',5,5'-HxCB	169	46.385	1.26	2.0	1.12	56
13C-2,2',3,4',5,6,6'-HpCB	188	36.217	1.10	2.0	1.21	60
13C-2,3,3',4,4',5,5'-HpCB	189	48.924	1.04	2.0	1.24	62
13C-2,2',3,3',5,5',6,6'-OcCB	202	41.656	0.92	2.0	1.31	65
13C-2,3,3',4,4',5,5',6-OcCB	205	51.511	0.87	2.0	1.33	67
13C-2,2',3,3',4,4',5,5',6-NoCB	206	53.342	0.77	2.0	1.20	60
13C-2,2',3,3',4,5,5',6,6'-NoCB	208	48.429	0.74	2.0	1.28	64
13C--DeCB	209	55.045	0.65	2.0	1.50	75
Cleanup Standards						
13C-2,4,4'-TrCB	28	21.449	1.07	2.0	1.61	80
13C-2,3,3',5,5'-PeCB	111	33.345	1.63	2.0	1.67	84
13C-2,2',3,3',5,5',6-HpCB	178	39.320	0.99	2.0	1.81	91
Recovery Standards						
13C-2,5-DiCB	9	13.755	1.60	2.0	NA	NA
13C-2,2',5,5'-TeCB	52	23.395	0.80	2.0	NA	NA
13C-2,2',4,5,5'-PeCB	101	30.577	1.64	2.0	NA	NA
13C-2,2',3,4,4',5'-HxCB	138	38.867	1.30	2.0	NA	NA
13C-2,2',3,3',4,4',5,5'-OcCB	194	51.036	0.86	2.0	NA	NA

Conc = Concentration
EML =Method Specified Reporting Limit (1668A)
EMPC = Estimated Maximum Possible Concentration
A = Limit of Detection based on signal to noise
B = Less than 10 times higher than method blank level
R = Recovery outside of Method 1668A control limits
Nn = Value obtained from additional analyses

ND = Not Detected
NA = Not Applicable
NC = Not Calculated
* = See Discussion
X = Outside QC Limits
RT = Retention Time
I = Interference
ng's = Nanograms

REPORT OF LABORATORY ANALYSIS

This report shall not be reproduced, except in full,
without the written consent of Pace Analytical Services, Inc.

Pace Analytical Services, Inc.
1700 Elm Street - Suite 200
Minneapolis, MN 55414

Tel: 612-607-1700
Fax: 612- 607-6444

Method 1668A Polychlorobiphenyl
Sample Analysis Results

Client Sample ID TWBD41506-01L-0803-01
Lab Sample ID 60199734001
Filename P150823B_08

IUPAC	Co-elutions	RT	Ratio	Concentration ng/L	EMPC ng/L	EML ng/L
1		---	---	ND	---	0.0600
2		---	---	ND	---	0.0600
3		---	---	ND	---	0.0600
4		---	---	ND	---	0.0600
5		---	---	ND	---	0.0600
6		---	---	ND	---	0.0600
7		---	---	ND	---	0.0600
8		---	---	ND	---	0.0600
9		---	---	ND	---	0.0600
10		---	---	ND	---	0.0600
11		17.494	1.59	0.361 B	---	0.0600
12	12/13	---	---	ND	---	0.120
13	12/13	---	---	ND	---	0.120
14		---	---	ND	---	0.0600
15		---	---	ND	---	0.0600
16		---	---	ND	---	0.0600
17		---	---	ND	---	0.0600
18	18/30	---	---	ND	---	0.120
19		---	---	ND	---	0.0600
20	20/28	---	---	ND	---	0.120
21	21/33	---	---	ND	---	0.120
22		---	---	ND	---	0.0600
23		---	---	ND	---	0.0600
24		---	---	ND	---	0.0600
25		---	---	ND	---	0.0600
26	26/29	---	---	ND	---	0.120
27		---	---	ND	---	0.0600
28	20/28	---	---	ND	---	0.120
29	26/29	---	---	ND	---	0.120
30	18/30	---	---	ND	---	0.120
31		---	---	ND	---	0.0600
32		---	---	ND	---	0.0600
33	21/33	---	---	ND	---	0.120
34		---	---	ND	---	0.0600
35		---	---	ND	---	0.0600
36		---	---	ND	---	0.0600
37		---	---	ND	---	0.0600
38		---	---	ND	---	0.0600
39		---	---	ND	---	0.0600
40	40/41/71	---	---	ND	---	0.180
41	40/41/71	---	---	ND	---	0.180
42		---	---	ND	---	0.0600
43	43/73	---	---	ND	---	0.120
44	44/47/65	---	---	ND	---	0.180
45	45/51	---	---	ND	---	0.120
46		---	---	ND	---	0.0600
47	44/47/65	---	---	ND	---	0.180
48		---	---	ND	---	0.0600

Conc = Concentration
EML =Method Specified Reporting Limit (1668A)
EMPC = Estimated Maximum Possible Concentration
A = Limit of Detection based on signal to noise
B = Less than 10 times higher than method blank level
R = Recovery outside of Method 1668A control limits
Nn = Value obtained from additional analyses

ND = Not Detected
NA = Not Applicable
NC = Not Calculated
* = See Discussion
X = Outside QC Limits
RT = Retention Time
I = Interference
ng's = Nanograms

REPORT OF LABORATORY ANALYSIS

This report shall not be reproduced, except in full,
without the written consent of Pace Analytical Services, Inc.

Pace Analytical Services, Inc.
1700 Elm Street - Suite 200
Minneapolis, MN 55414

Tel: 612-607-1700
Fax: 612- 607-6444

Method 1668A Polychlorobiphenyl
Sample Analysis Results

Client Sample ID TWBD41506-01L-0803-01
Lab Sample ID 60199734001
Filename P150823B_08

IUPAC	Co-elutions	RT	Ratio	Concentration ng/L	EMPC ng/L	EML ng/L
49	49/69	---	---	ND	---	0.120
50	50/53	---	---	ND	---	0.120
51	45/51	---	---	ND	---	0.120
52		23.412	0.71	0.0715	---	0.0600
53	50/53	---	---	ND	---	0.120
54		---	---	ND	---	0.0600
55		---	---	ND	---	0.0600
56		---	---	ND	---	0.0600
57		---	---	ND	---	0.0600
58		---	---	ND	---	0.0600
59	59/62/75	---	---	ND	---	0.180
60		---	---	ND	---	0.0600
61	61/70/74/76	---	---	ND	---	0.240
62	59/62/75	---	---	ND	---	0.180
63		---	---	ND	---	0.0600
64		---	---	ND	---	0.0600
65	44/47/65	---	---	ND	---	0.180
66		---	---	ND	---	0.0600
67		---	---	ND	---	0.0600
68		---	---	ND	---	0.0600
69	49/69	---	---	ND	---	0.120
70	61/70/74/76	---	---	ND	---	0.240
71	40/41/71	---	---	ND	---	0.180
72		---	---	ND	---	0.0600
73	43/73	---	---	ND	---	0.120
74	61/70/74/76	---	---	ND	---	0.240
75	59/62/75	---	---	ND	---	0.180
76	61/70/74/76	---	---	ND	---	0.240
77		---	---	ND	---	0.0600
78		---	---	ND	---	0.0600
79		---	---	ND	---	0.0600
80		---	---	ND	---	0.0600
81		---	---	ND	---	0.0600
82		---	---	ND	---	0.0600
83		---	---	ND	---	0.0600
84		---	---	ND	---	0.0600
85	85/116/117	---	---	ND	---	0.180
86	86/87/97/108/119/125	---	---	ND	---	0.360
87	86/87/97/108/119/125	---	---	ND	---	0.360
88	88/91	---	---	ND	---	0.120
89		---	---	ND	---	0.0600
90	90/101/113	---	---	ND	---	0.180
91	88/91	---	---	ND	---	0.120
92		---	---	ND	---	0.0600
93	93/98/100/102	---	---	ND	---	0.240
94		---	---	ND	---	0.0600
95		---	---	ND	---	0.0600
96		---	---	ND	---	0.0600

Conc = Concentration
EML =Method Specified Reporting Limit (1668A)
EMPC = Estimated Maximum Possible Concentration
A = Limit of Detection based on signal to noise
B = Less than 10 times higher than method blank level
R = Recovery outside of Method 1668A control limits
Nn = Value obtained from additional analyses

ND = Not Detected
NA = Not Applicable
NC = Not Calculated
* = See Discussion
X = Outside QC Limits
RT = Retention Time
I = Interference
ng's = Nanograms

REPORT OF LABORATORY ANALYSIS

This report shall not be reproduced, except in full,
without the written consent of Pace Analytical Services, Inc.

Pace Analytical Services, Inc.
1700 Elm Street - Suite 200
Minneapolis, MN 55414

Tel: 612-607-1700
Fax: 612- 607-6444

Method 1668A Polychlorobiphenyl
Sample Analysis Results

Client Sample ID TWBD41506-01L-0803-01
Lab Sample ID 60199734001
Filename P150823B_08

IUPAC	Co-elutions	RT	Ratio	Concentration ng/L	EMPC ng/L	EML ng/L
97	86/87/97/108/119/125	---	---	ND	---	0.360
98	93/98/100/102	---	---	ND	---	0.240
99		---	---	ND	---	0.0600
100	93/98/100/102	---	---	ND	---	0.240
101	90/101/113	---	---	ND	---	0.180
102	93/98/100/102	---	---	ND	---	0.240
103		---	---	ND	---	0.0600
104		---	---	ND	---	0.0600
105		---	---	ND	---	0.0600
106		---	---	ND	---	0.0600
107	107/124	---	---	ND	---	0.120
108	86/87/97/108/119/125	---	---	ND	---	0.360
109		---	---	ND	---	0.0600
110	110/115	---	---	ND	---	0.120
111		---	---	ND	---	0.0600
112		---	---	ND	---	0.0600
113	90/101/113	---	---	ND	---	0.180
114		---	---	ND	---	0.0600
115	110/115	---	---	ND	---	0.120
116	85/116/117	---	---	ND	---	0.180
117	85/116/117	---	---	ND	---	0.180
118		---	---	ND	---	0.0600
119	86/87/97/108/119/125	---	---	ND	---	0.360
120		---	---	ND	---	0.0600
121		---	---	ND	---	0.0600
122		---	---	ND	---	0.0600
123		---	---	ND	---	0.0600
124	107/124	---	---	ND	---	0.120
125	86/87/97/108/119/125	---	---	ND	---	0.360
126		---	---	ND	---	0.0600
127		---	---	ND	---	0.0600
128	128/166	---	---	ND	---	0.120
129	129/138/163	---	---	ND	---	0.180
130		---	---	ND	---	0.0600
131		---	---	ND	---	0.0600
132		---	---	ND	---	0.0600
133		---	---	ND	---	0.0600
134	134/143	---	---	ND	---	0.120
135	135/151	---	---	ND	---	0.120
136		---	---	ND	---	0.0600
137		---	---	ND	---	0.0600
138	129/138/163	---	---	ND	---	0.180
139	139/140	---	---	ND	---	0.120
140	139/140	---	---	ND	---	0.120
141		---	---	ND	---	0.0600
142		---	---	ND	---	0.0600
143	134/143	---	---	ND	---	0.120
144		---	---	ND	---	0.0600

Conc = Concentration
EML =Method Specified Reporting Limit (1668A)
EMPC = Estimated Maximum Possible Concentration
A = Limit of Detection based on signal to noise
B = Less than 10 times higher than method blank level
R = Recovery outside of Method 1668A control limits
Nn = Value obtained from additional analyses

ND = Not Detected
NA = Not Applicable
NC = Not Calculated
* = See Discussion
X = Outside QC Limits
RT = Retention Time
I = Interference
ng's = Nanograms

REPORT OF LABORATORY ANALYSIS

This report shall not be reproduced, except in full,
without the written consent of Pace Analytical Services, Inc.

Pace Analytical Services, Inc.
1700 Elm Street - Suite 200
Minneapolis, MN 55414

Tel: 612-607-1700
Fax: 612- 607-6444

Method 1668A Polychlorobiphenyl
Sample Analysis Results

Client Sample ID TWBD41506-01L-0803-01
Lab Sample ID 60199734001
Filename P150823B_08

IUPAC	Co-elutions	RT	Ratio	Concentration ng/L	EMPC ng/L	EML ng/L
145		---	---	ND	---	0.0600
146		---	---	ND	---	0.0600
147	147/149	---	---	ND	---	0.120
148		---	---	ND	---	0.0600
149	147/149	---	---	ND	---	0.120
150		---	---	ND	---	0.0600
151	135/151	---	---	ND	---	0.120
152		---	---	ND	---	0.0600
153	153/168	---	---	ND	---	0.120
154		---	---	ND	---	0.0600
155		---	---	ND	---	0.0600
156	156/157	---	---	ND	---	0.120
157	156/157	---	---	ND	---	0.120
158		---	---	ND	---	0.0600
159		---	---	ND	---	0.0600
160		---	---	ND	---	0.0600
161		---	---	ND	---	0.0600
162		---	---	ND	---	0.0600
163	129/138/163	---	---	ND	---	0.180
164		---	---	ND	---	0.0600
165		---	---	ND	---	0.0600
166	128/166	---	---	ND	---	0.120
167		---	---	ND	---	0.0600
168	153/168	---	---	ND	---	0.120
169		---	---	ND	---	0.0600
170		---	---	ND	---	0.0600
171	171/173	---	---	ND	---	0.120
172		---	---	ND	---	0.0600
173	171/173	---	---	ND	---	0.120
174		---	---	ND	---	0.0600
175		---	---	ND	---	0.0600
176		---	---	ND	---	0.0600
177		---	---	ND	---	0.0600
178		---	---	ND	---	0.0600
179		---	---	ND	---	0.0600
180	180/193	---	---	ND	---	0.120
181		---	---	ND	---	0.0600
182		---	---	ND	---	0.0600
183	183/185	---	---	ND	---	0.120
184		---	---	ND	---	0.0600
185	183/185	---	---	ND	---	0.120
186		---	---	ND	---	0.0600
187		---	---	ND	---	0.0600
188		---	---	ND	---	0.0600
189		---	---	ND	---	0.0600
190		---	---	ND	---	0.0600
191		---	---	ND	---	0.0600
192		---	---	ND	---	0.0600

Conc = Concentration
EML =Method Specified Reporting Limit (1668A)
EMPC = Estimated Maximum Possible Concentration
A = Limit of Detection based on signal to noise
B = Less than 10 times higher than method blank level
R = Recovery outside of Method 1668A control limits
Nn = Value obtained from additional analyses

ND = Not Detected
NA = Not Applicable
NC = Not Calculated
* = See Discussion
X = Outside QC Limits
RT = Retention Time
I = Interference
ng's = Nanograms

REPORT OF LABORATORY ANALYSIS

This report shall not be reproduced, except in full,
without the written consent of Pace Analytical Services, Inc.

Pace Analytical Services, Inc.
1700 Elm Street - Suite 200
Minneapolis, MN 55414

Tel: 612-607-1700
Fax: 612- 607-6444

Method 1668A Polychlorobiphenyl
Sample Analysis Results

Client Sample ID TWBD41506-01L-0803-01
Lab Sample ID 60199734001
Filename P150823B_08

IUPAC	Co-elutions	RT	Ratio	Concentration ng/L	EMPC ng/L	EML ng/L
193	180/193	---	---	ND	---	0.120
194		---	---	ND	---	0.0600
195		---	---	ND	---	0.0600
196		---	---	ND	---	0.0600
197	197/200	---	---	ND	---	0.120
198	198/199	---	---	ND	---	0.120
199	198/199	---	---	ND	---	0.120
200	197/200	---	---	ND	---	0.120
201		---	---	ND	---	0.0600
202		---	---	ND	---	0.0600
203		---	---	ND	---	0.0600
204		---	---	ND	---	0.0600
205		---	---	ND	---	0.0600
206		---	---	ND	---	0.0600
207		---	---	ND	---	0.0600
208		---	---	ND	---	0.0600
209		---	---	ND	---	0.0600

Conc = Concentration
EML =Method Specified Reporting Limit (1668A)
EMPC = Estimated Maximum Possible Concentration
A = Limit of Detection based on signal to noise
B = Less than 10 times higher than method blank level
R = Recovery outside of Method 1668A control limits
Nn = Value obtained from additional analyses

ND = Not Detected
NA = Not Applicable
NC = Not Calculated
* = See Discussion
X = Outside QC Limits
RT = Retention Time
I = Interference
ng's = Nanograms

REPORT OF LABORATORY ANALYSIS

This report shall not be reproduced, except in full,
without the written consent of Pace Analytical Services, Inc.

Pace Analytical Services, Inc.
1700 Elm Street - Suite 200
Minneapolis, MN 55414

Tel: 612-607-1700
Fax: 612- 607-6444

Method 1668A Polychlorobiphenyl
Sample Analysis Results

Client Sample ID	TWBD41506-01L-0803-01
Lab Sample ID	60199734001
Filename	P150823B_08

Congener Group	Concentration ng/L
Total Monochloro Biphenyls	ND
Total Dichloro Biphenyls	0.361
Total Trichloro Biphenyls	ND
Total Tetrachloro Biphenyls	0.0715
Total Pentachloro Biphenyls	ND
Total Hexachloro Biphenyls	ND
Total Heptachloro Biphenyls	ND
Total Octachloro Biphenyls	ND
Total Nonachloro Biphenyls	ND
Decachloro Biphenyls	ND
Total PCBs	0.432

ND = Not Detected

REPORT OF LABORATORY ANALYSIS

This report shall not be reproduced, except in full,
without the written consent of Pace Analytical Services, Inc.

Pace Analytical Services, Inc.
1700 Elm Street - Suite 200
Minneapolis, MN 55414

Tel: 612-607-1700
Fax: 612- 607-6444

Method 1668A Polychlorobiphenyl Sample Analysis Results

Client - PACE Kansas

Client's Sample ID	TWBD41506-02L-0803-01		
Lab Sample ID	60199734002		
Filename	P150823B_09		
Injected By	BAL		
Total Amount Extracted	1110 mL	Matrix	Water
% Moisture	NA	Dilution	5
Dry Weight Extracted	NA	Collected	08/03/2015 12:31
ICAL ID	P150823B02	Received	08/05/2015 10:00
CCal Filename(s)	P150823B_01	Extracted	08/07/2015 14:20
Method Blank ID	BLANK-46376	Analyzed	08/23/2015 21:43

PCB Isomer	IUPAC	RT	Ratio	ng's Added	ng's Found	% Recovery
Labeled Analytes						
13C-2-MoCB	1	8.593	3.49	2.0	1.13	56
13C-4-MoCB	3	11.169	2.83	2.0	1.22	61
13C-2,2'-DiCB	4	11.445	1.63	2.0	1.09	54
13C-4,4'-DiCB	15	18.142	1.59	2.0	1.22	61
13C-2,2',6-TrCB	19	15.002	1.14	2.0	1.22	61
13C-3,4,4'-TrCB	37	25.727	1.08	2.0	1.40	70
13C-2,2',6,6'-TeCB	54	18.449	0.80	2.0	1.29	65
13C-3,4,4',5-TeCB	81	32.742	0.75	2.0	1.51	76
13C-3,3',4,4'-TeCB	77	33.312	0.77	2.0	1.52	76
13C-2,2',4,6,6'-PeCB	104	24.402	1.60	2.0	1.30	65
13C-2,3,3',4,4'-PeCB	105	36.889	1.61	2.0	1.53	76
13C-2,3,4,4',5-PeCB	114	36.236	1.70	2.0	1.47	74
13C-2,3',4,4',5-PeCB	118	35.699	1.64	2.0	1.45	73
13C-2,3',4,4',5'-PeCB	123	35.347	1.65	2.0	1.43	71
13C-3,3',4,4',5-PeCB	126	40.042	1.61	2.0	1.58	79
13C-2,2',4,4',6,6'-HxCB	155	30.344	1.30	2.0	1.62	81
13C-HxCB (156/157)	156/157	43.083	1.26	4.0	2.91	73
13C-2,3',4,4',5,5'-HxCB	167	41.926	1.28	2.0	1.45	73
13C-3,3',4,4',5,5'-HxCB	169	46.370	1.28	2.0	1.48	74
13C-2,2',3,4',5,6,6'-HpCB	188	36.202	1.07	2.0	1.70	85
13C-2,3,3',4,4',5,5'-HpCB	189	48.905	1.01	2.0	1.61	80
13C-2,2',3,3',5,5',6,6'-OcCB	202	41.658	0.91	2.0	1.79	89
13C-2,3,3',4,4',5,5',6-OcCB	205	51.492	0.89	2.0	1.74	87
13C-2,2',3,3',4,4',5,5',6-NoCB	206	53.302	0.82	2.0	1.72	86
13C-2,2',3,3',4,5,5',6,6'-NoCB	208	48.409	0.78	2.0	1.72	86
13C--DeCB	209	55.027	0.70	2.0	2.16	108
Cleanup Standards						
13C-2,4,4'-TrCB	28	21.451	1.05	2.0	1.60	80
13C-2,3,3',5,5'-PeCB	111	33.346	1.68	2.0	1.58	79
13C-2,2',3,3',5,5',6-HpCB	178	39.305	1.04	2.0	1.85	93
Recovery Standards						
13C-2,5-DiCB	9	13.732	1.60	2.0	NA	NA
13C-2,2',5,5'-TeCB	52	23.379	0.77	2.0	NA	NA
13C-2,2',4,5,5'-PeCB	101	30.579	1.61	2.0	NA	NA
13C-2,2',3,4,4',5'-HxCB	138	38.852	1.35	2.0	NA	NA
13C-2,2',3,3',4,4',5,5'-OcCB	194	51.017	0.88	2.0	NA	NA

Conc = Concentration
EML =Method Specified Reporting Limit (1668A)
EMPC = Estimated Maximum Possible Concentration
A = Limit of Detection based on signal to noise
B = Less than 10 times higher than method blank level
R = Recovery outside of Method 1668A control limits
Nn = Value obtained from additional analyses

ND = Not Detected
NA = Not Applicable
NC = Not Calculated
* = See Discussion
X = Outside QC Limits
RT = Retention Time
I = Interference
ng's = Nanograms

REPORT OF LABORATORY ANALYSIS

This report shall not be reproduced, except in full,
without the written consent of Pace Analytical Services, Inc.

Pace Analytical Services, Inc.
1700 Elm Street - Suite 200
Minneapolis, MN 55414

Tel: 612-607-1700
Fax: 612- 607-6444

Method 1668A Polychlorobiphenyl
Sample Analysis Results

Client Sample ID TWBD41506-02L-0803-01
Lab Sample ID 60199734002
Filename P150823B_09

IUPAC	Co-elutions	RT	Ratio	Concentration ng/L	EMPC ng/L	EML ng/L
1		---	---	ND	---	0.0600
2		---	---	ND	---	0.0600
3		---	---	ND	---	0.0600
4		---	---	ND	---	0.0600
5		---	---	ND	---	0.0600
6		---	---	ND	---	0.0600
7		---	---	ND	---	0.0600
8		---	---	ND	---	0.0600
9		---	---	ND	---	0.0600
10		---	---	ND	---	0.0600
11		17.483	1.36	0.254 B	---	0.0600
12	12/13	---	---	ND	---	0.120
13	12/13	---	---	ND	---	0.120
14		---	---	ND	---	0.0600
15		---	---	ND	---	0.0600
16		---	---	ND	---	0.0600
17		---	---	ND	---	0.0600
18	18/30	---	---	ND	---	0.120
19		---	---	ND	---	0.0600
20	20/28	---	---	ND	---	0.120
21	21/33	---	---	ND	---	0.120
22		---	---	ND	---	0.0600
23		---	---	ND	---	0.0600
24		---	---	ND	---	0.0600
25		---	---	ND	---	0.0600
26	26/29	---	---	ND	---	0.120
27		---	---	ND	---	0.0600
28	20/28	---	---	ND	---	0.120
29	26/29	---	---	ND	---	0.120
30	18/30	---	---	ND	---	0.120
31		---	---	ND	---	0.0600
32		---	---	ND	---	0.0600
33	21/33	---	---	ND	---	0.120
34		---	---	ND	---	0.0600
35		---	---	ND	---	0.0600
36		---	---	ND	---	0.0600
37		---	---	ND	---	0.0600
38		---	---	ND	---	0.0600
39		---	---	ND	---	0.0600
40	40/41/71	---	---	ND	---	0.180
41	40/41/71	---	---	ND	---	0.180
42		---	---	ND	---	0.0600
43	43/73	---	---	ND	---	0.120
44	44/47/65	---	---	ND	---	0.180
45	45/51	---	---	ND	---	0.120
46		---	---	ND	---	0.0600
47	44/47/65	---	---	ND	---	0.180
48		---	---	ND	---	0.0600

Conc = Concentration
EML =Method Specified Reporting Limit (1668A)
EMPC = Estimated Maximum Possible Concentration
A = Limit of Detection based on signal to noise
B = Less than 10 times higher than method blank level
R = Recovery outside of Method 1668A control limits
Nn = Value obtained from additional analyses

ND = Not Detected
NA = Not Applicable
NC = Not Calculated
* = See Discussion
X = Outside QC Limits
RT = Retention Time
I = Interference
ng's = Nanograms

REPORT OF LABORATORY ANALYSIS

This report shall not be reproduced, except in full,
without the written consent of Pace Analytical Services, Inc.

Pace Analytical Services, Inc.
1700 Elm Street - Suite 200
Minneapolis, MN 55414

Tel: 612-607-1700
Fax: 612- 607-6444

Method 1668A Polychlorobiphenyl
Sample Analysis Results

Client Sample ID TWBD41506-02L-0803-01
Lab Sample ID 60199734002
Filename P150823B_09

IUPAC	Co-elutions	RT	Ratio	Concentration ng/L	EMPC ng/L	EML ng/L
49	49/69	---	---	ND	---	0.120
50	50/53	---	---	ND	---	0.120
51	45/51	---	---	ND	---	0.120
52		---	---	ND	---	0.0600
53	50/53	---	---	ND	---	0.120
54		---	---	ND	---	0.0600
55		---	---	ND	---	0.0600
56		---	---	ND	---	0.0600
57		---	---	ND	---	0.0600
58		---	---	ND	---	0.0600
59	59/62/75	---	---	ND	---	0.180
60		---	---	ND	---	0.0600
61	61/70/74/76	---	---	ND	---	0.240
62	59/62/75	---	---	ND	---	0.180
63		---	---	ND	---	0.0600
64		---	---	ND	---	0.0600
65	44/47/65	---	---	ND	---	0.180
66		---	---	ND	---	0.0600
67		---	---	ND	---	0.0600
68		---	---	ND	---	0.0600
69	49/69	---	---	ND	---	0.120
70	61/70/74/76	---	---	ND	---	0.240
71	40/41/71	---	---	ND	---	0.180
72		---	---	ND	---	0.0600
73	43/73	---	---	ND	---	0.120
74	61/70/74/76	---	---	ND	---	0.240
75	59/62/75	---	---	ND	---	0.180
76	61/70/74/76	---	---	ND	---	0.240
77		---	---	ND	---	0.0600
78		---	---	ND	---	0.0600
79		---	---	ND	---	0.0600
80		---	---	ND	---	0.0600
81		---	---	ND	---	0.0600
82		---	---	ND	---	0.0600
83		---	---	ND	---	0.0600
84		---	---	ND	---	0.0600
85	85/116/117	---	---	ND	---	0.180
86	86/87/97/108/119/125	---	---	ND	---	0.360
87	86/87/97/108/119/125	---	---	ND	---	0.360
88	88/91	---	---	ND	---	0.120
89		---	---	ND	---	0.0600
90	90/101/113	---	---	ND	---	0.180
91	88/91	---	---	ND	---	0.120
92		---	---	ND	---	0.0600
93	93/98/100/102	---	---	ND	---	0.240
94		---	---	ND	---	0.0600
95		---	---	ND	---	0.0600
96		---	---	ND	---	0.0600

Conc = Concentration
EML =Method Specified Reporting Limit (1668A)
EMPC = Estimated Maximum Possible Concentration
A = Limit of Detection based on signal to noise
B = Less than 10 times higher than method blank level
R = Recovery outside of Method 1668A control limits
Nn = Value obtained from additional analyses

ND = Not Detected
NA = Not Applicable
NC = Not Calculated
* = See Discussion
X = Outside QC Limits
RT = Retention Time
I = Interference
ng's = Nanograms

REPORT OF LABORATORY ANALYSIS

This report shall not be reproduced, except in full,
without the written consent of Pace Analytical Services, Inc.

Pace Analytical Services, Inc.
1700 Elm Street - Suite 200
Minneapolis, MN 55414

Tel: 612-607-1700
Fax: 612- 607-6444

Method 1668A Polychlorobiphenyl
Sample Analysis Results

Client Sample ID TWBD41506-02L-0803-01
Lab Sample ID 60199734002
Filename P150823B_09

IUPAC	Co-elutions	RT	Ratio	Concentration ng/L	EMPC ng/L	EML ng/L
97	86/87/97/108/119/125	---	---	ND	---	0.360
98	93/98/100/102	---	---	ND	---	0.240
99		---	---	ND	---	0.0600
100	93/98/100/102	---	---	ND	---	0.240
101	90/101/113	---	---	ND	---	0.180
102	93/98/100/102	---	---	ND	---	0.240
103		---	---	ND	---	0.0600
104		---	---	ND	---	0.0600
105		---	---	ND	---	0.0600
106		---	---	ND	---	0.0600
107	107/124	---	---	ND	---	0.120
108	86/87/97/108/119/125	---	---	ND	---	0.360
109		---	---	ND	---	0.0600
110	110/115	---	---	ND	---	0.120
111		---	---	ND	---	0.0600
112		---	---	ND	---	0.0600
113	90/101/113	---	---	ND	---	0.180
114		---	---	ND	---	0.0600
115	110/115	---	---	ND	---	0.120
116	85/116/117	---	---	ND	---	0.180
117	85/116/117	---	---	ND	---	0.180
118		---	---	ND	---	0.0600
119	86/87/97/108/119/125	---	---	ND	---	0.360
120		---	---	ND	---	0.0600
121		---	---	ND	---	0.0600
122		---	---	ND	---	0.0600
123		---	---	ND	---	0.0600
124	107/124	---	---	ND	---	0.120
125	86/87/97/108/119/125	---	---	ND	---	0.360
126		---	---	ND	---	0.0600
127		---	---	ND	---	0.0600
128	128/166	---	---	ND	---	0.120
129	129/138/163	---	---	ND	---	0.180
130		---	---	ND	---	0.0600
131		---	---	ND	---	0.0600
132		---	---	ND	---	0.0600
133		---	---	ND	---	0.0600
134	134/143	---	---	ND	---	0.120
135	135/151	---	---	ND	---	0.120
136		---	---	ND	---	0.0600
137		---	---	ND	---	0.0600
138	129/138/163	---	---	ND	---	0.180
139	139/140	---	---	ND	---	0.120
140	139/140	---	---	ND	---	0.120
141		---	---	ND	---	0.0600
142		---	---	ND	---	0.0600
143	134/143	---	---	ND	---	0.120
144		---	---	ND	---	0.0600

Conc = Concentration
EML =Method Specified Reporting Limit (1668A)
EMPC = Estimated Maximum Possible Concentration
A = Limit of Detection based on signal to noise
B = Less than 10 times higher than method blank level
R = Recovery outside of Method 1668A control limits
Nn = Value obtained from additional analyses

ND = Not Detected
NA = Not Applicable
NC = Not Calculated
* = See Discussion
X = Outside QC Limits
RT = Retention Time
I = Interference
ng's = Nanograms

REPORT OF LABORATORY ANALYSIS

This report shall not be reproduced, except in full,
without the written consent of Pace Analytical Services, Inc.

Pace Analytical Services, Inc.
1700 Elm Street - Suite 200
Minneapolis, MN 55414

Tel: 612-607-1700
Fax: 612- 607-6444

Method 1668A Polychlorobiphenyl
Sample Analysis Results

Client Sample ID TWBD41506-02L-0803-01
Lab Sample ID 60199734002
Filename P150823B_09

IUPAC	Co-elutions	RT	Ratio	Concentration ng/L	EMPC ng/L	EML ng/L
145		---	---	ND	---	0.0600
146		---	---	ND	---	0.0600
147	147/149	---	---	ND	---	0.120
148		---	---	ND	---	0.0600
149	147/149	---	---	ND	---	0.120
150		---	---	ND	---	0.0600
151	135/151	---	---	ND	---	0.120
152		---	---	ND	---	0.0600
153	153/168	---	---	ND	---	0.120
154		---	---	ND	---	0.0600
155		---	---	ND	---	0.0600
156	156/157	---	---	ND	---	0.120
157	156/157	---	---	ND	---	0.120
158		---	---	ND	---	0.0600
159		---	---	ND	---	0.0600
160		---	---	ND	---	0.0600
161		---	---	ND	---	0.0600
162		---	---	ND	---	0.0600
163	129/138/163	---	---	ND	---	0.180
164		---	---	ND	---	0.0600
165		---	---	ND	---	0.0600
166	128/166	---	---	ND	---	0.120
167		---	---	ND	---	0.0600
168	153/168	---	---	ND	---	0.120
169		---	---	ND	---	0.0600
170		---	---	ND	---	0.0600
171	171/173	---	---	ND	---	0.120
172		---	---	ND	---	0.0600
173	171/173	---	---	ND	---	0.120
174		---	---	ND	---	0.0600
175		---	---	ND	---	0.0600
176		---	---	ND	---	0.0600
177		---	---	ND	---	0.0600
178		---	---	ND	---	0.0600
179		---	---	ND	---	0.0600
180	180/193	---	---	ND	---	0.120
181		---	---	ND	---	0.0600
182		---	---	ND	---	0.0600
183	183/185	---	---	ND	---	0.120
184		---	---	ND	---	0.0600
185	183/185	---	---	ND	---	0.120
186		---	---	ND	---	0.0600
187		---	---	ND	---	0.0600
188		---	---	ND	---	0.0600
189		---	---	ND	---	0.0600
190		---	---	ND	---	0.0600
191		---	---	ND	---	0.0600
192		---	---	ND	---	0.0600

Conc = Concentration
EML =Method Specified Reporting Limit (1668A)
EMPC = Estimated Maximum Possible Concentration
A = Limit of Detection based on signal to noise
B = Less than 10 times higher than method blank level
R = Recovery outside of Method 1668A control limits
Nn = Value obtained from additional analyses

ND = Not Detected
NA = Not Applicable
NC = Not Calculated
* = See Discussion
X = Outside QC Limits
RT = Retention Time
I = Interference
ng's = Nanograms

REPORT OF LABORATORY ANALYSIS

This report shall not be reproduced, except in full,
without the written consent of Pace Analytical Services, Inc.

Pace Analytical Services, Inc.
1700 Elm Street - Suite 200
Minneapolis, MN 55414

Tel: 612-607-1700
Fax: 612- 607-6444

Method 1668A Polychlorobiphenyl
Sample Analysis Results

Client Sample ID TWBD41506-02L-0803-01
Lab Sample ID 60199734002
Filename P150823B_09

IUPAC	Co-elutions	RT	Ratio	Concentration ng/L	EMPC ng/L	EML ng/L
193	180/193	---	---	ND	---	0.120
194		---	---	ND	---	0.0600
195		---	---	ND	---	0.0600
196		---	---	ND	---	0.0600
197	197/200	---	---	ND	---	0.120
198	198/199	---	---	ND	---	0.120
199	198/199	---	---	ND	---	0.120
200	197/200	---	---	ND	---	0.120
201		---	---	ND	---	0.0600
202		---	---	ND	---	0.0600
203		---	---	ND	---	0.0600
204		---	---	ND	---	0.0600
205		---	---	ND	---	0.0600
206		---	---	ND	---	0.0600
207		---	---	ND	---	0.0600
208		---	---	ND	---	0.0600
209		---	---	ND	---	0.0600

Conc = Concentration
EML =Method Specified Reporting Limit (1668A)
EMPC = Estimated Maximum Possible Concentration
A = Limit of Detection based on signal to noise
B = Less than 10 times higher than method blank level
R = Recovery outside of Method 1668A control limits
Nn = Value obtained from additional analyses

ND = Not Detected
NA = Not Applicable
NC = Not Calculated
* = See Discussion
X = Outside QC Limits
RT = Retention Time
I = Interference
ng's = Nanograms

REPORT OF LABORATORY ANALYSIS

This report shall not be reproduced, except in full,
without the written consent of Pace Analytical Services, Inc.

Pace Analytical Services, Inc.
1700 Elm Street - Suite 200
Minneapolis, MN 55414

Tel: 612-607-1700
Fax: 612- 607-6444

Method 1668A Polychlorobiphenyl
Sample Analysis Results

Client Sample ID	TWBD41506-02L-0803-01
Lab Sample ID	60199734002
Filename	P150823B_09

Congener Group	Concentration ng/L
Total Monochloro Biphenyls	ND
Total Dichloro Biphenyls	0.254
Total Trichloro Biphenyls	ND
Total Tetrachloro Biphenyls	ND
Total Pentachloro Biphenyls	ND
Total Hexachloro Biphenyls	ND
Total Heptachloro Biphenyls	ND
Total Octachloro Biphenyls	ND
Total Nonachloro Biphenyls	ND
Decachloro Biphenyls	ND
Total PCBs	0.254

ND = Not Detected

REPORT OF LABORATORY ANALYSIS

This report shall not be reproduced, except in full,
without the written consent of Pace Analytical Services, Inc.

Pace Analytical Services, Inc.
1700 Elm Street - Suite 200
Minneapolis, MN 55414

Tel: 612-607-1700
Fax: 612- 607-6444

Method 1668A Polychlorobiphenyl Sample Analysis Results

Client - PACE Kansas

Client's Sample ID	TWBD41506-03L-0803-01		
Lab Sample ID	60199734003		
Filename	P150823B_10		
Injected By	BAL		
Total Amount Extracted	678 mL	Matrix	Water
% Moisture	NA	Dilution	5
Dry Weight Extracted	NA	Collected	08/03/2015 13:56
ICAL ID	P150823B02	Received	08/05/2015 10:00
CCal Filename(s)	P150823B_01	Extracted	08/07/2015 14:20
Method Blank ID	BLANK-46376	Analyzed	08/23/2015 22:42

PCB Isomer	IUPAC	RT	Ratio	ng's Added	ng's Found	% Recovery
Labeled Analytes						
13C-2-MoCB	1	8.617	3.09	2.0	1.37	69
13C-4-MoCB	3	11.181	3.16	2.0	1.48	74
13C-2,2'-DiCB	4	11.469	1.60	2.0	1.33	66
13C-4,4'-DiCB	15	18.153	1.59	2.0	1.43	72
13C-2,2',6-TrCB	19	15.026	1.02	2.0	1.37	69
13C-3,4,4'-TrCB	37	25.726	1.10	2.0	1.58	79
13C-2,2',6,6'-TeCB	54	18.465	0.81	2.0	1.44	72
13C-3,4,4',5-TeCB	81	32.758	0.79	2.0	1.51	76
13C-3,3',4,4'-TeCB	77	33.328	0.80	2.0	1.47	74
13C-2,2',4,6,6'-PeCB	104	24.402	1.68	2.0	1.43	72
13C-2,3,3',4,4'-PeCB	105	36.905	1.57	2.0	1.47	73
13C-2,3,4,4',5-PeCB	114	36.234	1.52	2.0	1.46	73
13C-2,3',4,4',5-PeCB	118	35.697	1.62	2.0	1.44	72
13C-2,3',4,4',5'-PeCB	123	35.362	1.61	2.0	1.43	72
13C-3,3',4,4',5-PeCB	126	40.041	1.61	2.0	1.44	72
13C-2,2',4,4',6,6'-HxCB	155	30.360	1.24	2.0	1.76	88
13C-HxCB (156/157)	156/157	43.098	1.33	4.0	2.94	73
13C-2,3',4,4',5,5'-HxCB	167	41.924	1.21	2.0	1.52	76
13C-3,3',4,4',5,5'-HxCB	169	46.385	1.30	2.0	1.50	75
13C-2,2',3,4',5,6,6'-HpCB	188	36.217	1.05	2.0	1.74	87
13C-2,3,3',4,4',5,5'-HpCB	189	48.924	1.01	2.0	1.59	80
13C-2,2',3,3',5,5',6,6'-OcCB	202	41.656	0.89	2.0	1.75	87
13C-2,3,3',4,4',5,5',6-OcCB	205	51.511	0.85	2.0	1.65	83
13C-2,2',3,3',4,4',5,5',6-NoCB	206	53.321	0.84	2.0	1.65	83
13C-2,2',3,3',4,5,5',6,6'-NoCB	208	48.429	0.81	2.0	1.72	86
13C--DeCB	209	55.024	0.69	2.0	2.03	102
Cleanup Standards						
13C-2,4,4'-TrCB	28	21.450	1.11	2.0	1.72	86
13C-2,3,3',5,5'-PeCB	111	33.345	1.62	2.0	1.61	80
13C-2,2',3,3',5,5',6-HpCB	178	39.303	1.07	2.0	1.84	92
Recovery Standards						
13C-2,5-DiCB	9	13.743	1.58	2.0	NA	NA
13C-2,2',5,5'-TeCB	52	23.395	0.81	2.0	NA	NA
13C-2,2',4,5,5'-PeCB	101	30.578	1.61	2.0	NA	NA
13C-2,2',3,4,4',5'-HxCB	138	38.867	1.27	2.0	NA	NA
13C-2,2',3,3',4,4',5,5'-OcCB	194	51.036	0.89	2.0	NA	NA

Conc = Concentration
EML =Method Specified Reporting Limit (1668A)
EMPC = Estimated Maximum Possible Concentration
A = Limit of Detection based on signal to noise
B = Less than 10 times higher than method blank level
R = Recovery outside of Method 1668A control limits
Nn = Value obtained from additional analyses

ND = Not Detected
NA = Not Applicable
NC = Not Calculated
* = See Discussion
X = Outside QC Limits
RT = Retention Time
I = Interference
ng's = Nanograms

REPORT OF LABORATORY ANALYSIS

This report shall not be reproduced, except in full,
without the written consent of Pace Analytical Services, Inc.

Pace Analytical Services, Inc.
1700 Elm Street - Suite 200
Minneapolis, MN 55414

Tel: 612-607-1700
Fax: 612- 607-6444

Method 1668A Polychlorobiphenyl
Sample Analysis Results

Client Sample ID TWBD41506-03L-0803-01
Lab Sample ID 60199734003
Filename P150823B_10

IUPAC	Co-elutions	RT	Ratio	Concentration ng/L	EMPC ng/L	EML ng/L
1		---	---	ND	---	0.0600
2		---	---	ND	---	0.0600
3		---	---	ND	---	0.0600
4		---	---	ND	---	0.0600
5		---	---	ND	---	0.0600
6		---	---	ND	---	0.0600
7		---	---	ND	---	0.0600
8		---	---	ND	---	0.0600
9		---	---	ND	---	0.0600
10		---	---	ND	---	0.0600
11		17.494	1.36	0.426 B	---	0.0600
12	12/13	---	---	ND	---	0.120
13	12/13	---	---	ND	---	0.120
14		---	---	ND	---	0.0600
15		---	---	ND	---	0.0600
16		---	---	ND	---	0.0600
17		---	---	ND	---	0.0600
18	18/30	---	---	ND	---	0.120
19		---	---	ND	---	0.0600
20	20/28	---	---	ND	---	0.120
21	21/33	---	---	ND	---	0.120
22		---	---	ND	---	0.0600
23		---	---	ND	---	0.0600
24		---	---	ND	---	0.0600
25		---	---	ND	---	0.0600
26	26/29	---	---	ND	---	0.120
27		---	---	ND	---	0.0600
28	20/28	---	---	ND	---	0.120
29	26/29	---	---	ND	---	0.120
30	18/30	---	---	ND	---	0.120
31		---	---	ND	---	0.0600
32		---	---	ND	---	0.0600
33	21/33	---	---	ND	---	0.120
34		---	---	ND	---	0.0600
35		---	---	ND	---	0.0600
36		---	---	ND	---	0.0600
37		---	---	ND	---	0.0600
38		---	---	ND	---	0.0600
39		---	---	ND	---	0.0600
40	40/41/71	---	---	ND	---	0.180
41	40/41/71	---	---	ND	---	0.180
42		---	---	ND	---	0.0600
43	43/73	---	---	ND	---	0.120
44	44/47/65	---	---	ND	---	0.180
45	45/51	---	---	ND	---	0.120
46		---	---	ND	---	0.0600
47	44/47/65	---	---	ND	---	0.180
48		---	---	ND	---	0.0600

Conc = Concentration
EML =Method Specified Reporting Limit (1668A)
EMPC = Estimated Maximum Possible Concentration
A = Limit of Detection based on signal to noise
B = Less than 10 times higher than method blank level
R = Recovery outside of Method 1668A control limits
Nn = Value obtained from additional analyses

ND = Not Detected
NA = Not Applicable
NC = Not Calculated
* = See Discussion
X = Outside QC Limits
RT = Retention Time
I = Interference
ng's = Nanograms

REPORT OF LABORATORY ANALYSIS

This report shall not be reproduced, except in full,
without the written consent of Pace Analytical Services, Inc.

Pace Analytical Services, Inc.
1700 Elm Street - Suite 200
Minneapolis, MN 55414

Tel: 612-607-1700
Fax: 612- 607-6444

Method 1668A Polychlorobiphenyl
Sample Analysis Results

Client Sample ID TWBD41506-03L-0803-01
Lab Sample ID 60199734003
Filename P150823B_10

IUPAC	Co-elutions	RT	Ratio	Concentration ng/L	EMPC ng/L	EML ng/L
49	49/69	---	---	ND	---	0.120
50	50/53	---	---	ND	---	0.120
51	45/51	---	---	ND	---	0.120
52		---	---	ND	---	0.0600
53	50/53	---	---	ND	---	0.120
54		---	---	ND	---	0.0600
55		---	---	ND	---	0.0600
56		---	---	ND	---	0.0600
57		---	---	ND	---	0.0600
58		---	---	ND	---	0.0600
59	59/62/75	---	---	ND	---	0.180
60		---	---	ND	---	0.0600
61	61/70/74/76	---	---	ND	---	0.240
62	59/62/75	---	---	ND	---	0.180
63		---	---	ND	---	0.0600
64		---	---	ND	---	0.0600
65	44/47/65	---	---	ND	---	0.180
66		---	---	ND	---	0.0600
67		---	---	ND	---	0.0600
68		---	---	ND	---	0.0600
69	49/69	---	---	ND	---	0.120
70	61/70/74/76	---	---	ND	---	0.240
71	40/41/71	---	---	ND	---	0.180
72		---	---	ND	---	0.0600
73	43/73	---	---	ND	---	0.120
74	61/70/74/76	---	---	ND	---	0.240
75	59/62/75	---	---	ND	---	0.180
76	61/70/74/76	---	---	ND	---	0.240
77		---	---	ND	---	0.0600
78		---	---	ND	---	0.0600
79		---	---	ND	---	0.0600
80		---	---	ND	---	0.0600
81		---	---	ND	---	0.0600
82		---	---	ND	---	0.0600
83		---	---	ND	---	0.0600
84		---	---	ND	---	0.0600
85	85/116/117	---	---	ND	---	0.180
86	86/87/97/108/119/125	---	---	ND	---	0.360
87	86/87/97/108/119/125	---	---	ND	---	0.360
88	88/91	---	---	ND	---	0.120
89		---	---	ND	---	0.0600
90	90/101/113	---	---	ND	---	0.180
91	88/91	---	---	ND	---	0.120
92		---	---	ND	---	0.0600
93	93/98/100/102	---	---	ND	---	0.240
94		---	---	ND	---	0.0600
95		---	---	ND	---	0.0600
96		---	---	ND	---	0.0600

Conc = Concentration
EML =Method Specified Reporting Limit (1668A)
EMPC = Estimated Maximum Possible Concentration
A = Limit of Detection based on signal to noise
B = Less than 10 times higher than method blank level
R = Recovery outside of Method 1668A control limits
Nn = Value obtained from additional analyses

ND = Not Detected
NA = Not Applicable
NC = Not Calculated
* = See Discussion
X = Outside QC Limits
RT = Retention Time
I = Interference
ng's = Nanograms

REPORT OF LABORATORY ANALYSIS

This report shall not be reproduced, except in full,
without the written consent of Pace Analytical Services, Inc.

Pace Analytical Services, Inc.
1700 Elm Street - Suite 200
Minneapolis, MN 55414

Tel: 612-607-1700
Fax: 612- 607-6444

Method 1668A Polychlorobiphenyl
Sample Analysis Results

Client Sample ID TWBD41506-03L-0803-01
Lab Sample ID 60199734003
Filename P150823B_10

IUPAC	Co-elutions	RT	Ratio	Concentration ng/L	EMPC ng/L	EML ng/L
97	86/87/97/108/119/125	---	---	ND	---	0.360
98	93/98/100/102	---	---	ND	---	0.240
99		---	---	ND	---	0.0600
100	93/98/100/102	---	---	ND	---	0.240
101	90/101/113	---	---	ND	---	0.180
102	93/98/100/102	---	---	ND	---	0.240
103		---	---	ND	---	0.0600
104		---	---	ND	---	0.0600
105		---	---	ND	---	0.0600
106		---	---	ND	---	0.0600
107	107/124	---	---	ND	---	0.120
108	86/87/97/108/119/125	---	---	ND	---	0.360
109		---	---	ND	---	0.0600
110	110/115	---	---	ND	---	0.120
111		---	---	ND	---	0.0600
112		---	---	ND	---	0.0600
113	90/101/113	---	---	ND	---	0.180
114		---	---	ND	---	0.0600
115	110/115	---	---	ND	---	0.120
116	85/116/117	---	---	ND	---	0.180
117	85/116/117	---	---	ND	---	0.180
118		---	---	ND	---	0.0600
119	86/87/97/108/119/125	---	---	ND	---	0.360
120		---	---	ND	---	0.0600
121		---	---	ND	---	0.0600
122		---	---	ND	---	0.0600
123		---	---	ND	---	0.0600
124	107/124	---	---	ND	---	0.120
125	86/87/97/108/119/125	---	---	ND	---	0.360
126		---	---	ND	---	0.0600
127		---	---	ND	---	0.0600
128	128/166	---	---	ND	---	0.120
129	129/138/163	---	---	ND	---	0.180
130		---	---	ND	---	0.0600
131		---	---	ND	---	0.0600
132		---	---	ND	---	0.0600
133		---	---	ND	---	0.0600
134	134/143	---	---	ND	---	0.120
135	135/151	---	---	ND	---	0.120
136		---	---	ND	---	0.0600
137		---	---	ND	---	0.0600
138	129/138/163	---	---	ND	---	0.180
139	139/140	---	---	ND	---	0.120
140	139/140	---	---	ND	---	0.120
141		---	---	ND	---	0.0600
142		---	---	ND	---	0.0600
143	134/143	---	---	ND	---	0.120
144		---	---	ND	---	0.0600

Conc = Concentration
EML =Method Specified Reporting Limit (1668A)
EMPC = Estimated Maximum Possible Concentration
A = Limit of Detection based on signal to noise
B = Less than 10 times higher than method blank level
R = Recovery outside of Method 1668A control limits
Nn = Value obtained from additional analyses

ND = Not Detected
NA = Not Applicable
NC = Not Calculated
* = See Discussion
X = Outside QC Limits
RT = Retention Time
I = Interference
ng's = Nanograms

REPORT OF LABORATORY ANALYSIS

This report shall not be reproduced, except in full,
without the written consent of Pace Analytical Services, Inc.

Pace Analytical Services, Inc.
1700 Elm Street - Suite 200
Minneapolis, MN 55414

Tel: 612-607-1700
Fax: 612- 607-6444

Method 1668A Polychlorobiphenyl
Sample Analysis Results

Client Sample ID TWBD41506-03L-0803-01
Lab Sample ID 60199734003
Filename P150823B_10

IUPAC	Co-elutions	RT	Ratio	Concentration ng/L	EMPC ng/L	EML ng/L
145		---	---	ND	---	0.0600
146		---	---	ND	---	0.0600
147	147/149	---	---	ND	---	0.120
148		---	---	ND	---	0.0600
149	147/149	---	---	ND	---	0.120
150		---	---	ND	---	0.0600
151	135/151	---	---	ND	---	0.120
152		---	---	ND	---	0.0600
153	153/168	---	---	ND	---	0.120
154		---	---	ND	---	0.0600
155		---	---	ND	---	0.0600
156	156/157	---	---	ND	---	0.120
157	156/157	---	---	ND	---	0.120
158		---	---	ND	---	0.0600
159		---	---	ND	---	0.0600
160		---	---	ND	---	0.0600
161		---	---	ND	---	0.0600
162		---	---	ND	---	0.0600
163	129/138/163	---	---	ND	---	0.180
164		---	---	ND	---	0.0600
165		---	---	ND	---	0.0600
166	128/166	---	---	ND	---	0.120
167		---	---	ND	---	0.0600
168	153/168	---	---	ND	---	0.120
169		---	---	ND	---	0.0600
170		---	---	ND	---	0.0600
171	171/173	---	---	ND	---	0.120
172		---	---	ND	---	0.0600
173	171/173	---	---	ND	---	0.120
174		---	---	ND	---	0.0600
175		---	---	ND	---	0.0600
176		---	---	ND	---	0.0600
177		---	---	ND	---	0.0600
178		---	---	ND	---	0.0600
179		---	---	ND	---	0.0600
180	180/193	---	---	ND	---	0.120
181		---	---	ND	---	0.0600
182		---	---	ND	---	0.0600
183	183/185	---	---	ND	---	0.120
184		---	---	ND	---	0.0600
185	183/185	---	---	ND	---	0.120
186		---	---	ND	---	0.0600
187		---	---	ND	---	0.0600
188		---	---	ND	---	0.0600
189		---	---	ND	---	0.0600
190		---	---	ND	---	0.0600
191		---	---	ND	---	0.0600
192		---	---	ND	---	0.0600

Conc = Concentration
EML =Method Specified Reporting Limit (1668A)
EMPC = Estimated Maximum Possible Concentration
A = Limit of Detection based on signal to noise
B = Less than 10 times higher than method blank level
R = Recovery outside of Method 1668A control limits
Nn = Value obtained from additional analyses

ND = Not Detected
NA = Not Applicable
NC = Not Calculated
* = See Discussion
X = Outside QC Limits
RT = Retention Time
I = Interference
ng's = Nanograms

REPORT OF LABORATORY ANALYSIS

This report shall not be reproduced, except in full,
without the written consent of Pace Analytical Services, Inc.

Pace Analytical Services, Inc.
1700 Elm Street - Suite 200
Minneapolis, MN 55414

Tel: 612-607-1700
Fax: 612- 607-6444

Method 1668A Polychlorobiphenyl
Sample Analysis Results

Client Sample ID TWBD41506-03L-0803-01
Lab Sample ID 60199734003
Filename P150823B_10

IUPAC	Co-elutions	RT	Ratio	Concentration ng/L	EMPC ng/L	EML ng/L
193	180/193	---	---	ND	---	0.120
194		---	---	ND	---	0.0600
195		---	---	ND	---	0.0600
196		---	---	ND	---	0.0600
197	197/200	---	---	ND	---	0.120
198	198/199	---	---	ND	---	0.120
199	198/199	---	---	ND	---	0.120
200	197/200	---	---	ND	---	0.120
201		---	---	ND	---	0.0600
202		---	---	ND	---	0.0600
203		---	---	ND	---	0.0600
204		---	---	ND	---	0.0600
205		---	---	ND	---	0.0600
206		---	---	ND	---	0.0600
207		---	---	ND	---	0.0600
208		---	---	ND	---	0.0600
209		---	---	ND	---	0.0600

Conc = Concentration
EML =Method Specified Reporting Limit (1668A)
EMPC = Estimated Maximum Possible Concentration
A = Limit of Detection based on signal to noise
B = Less than 10 times higher than method blank level
R = Recovery outside of Method 1668A control limits
Nn = Value obtained from additional analyses

ND = Not Detected
NA = Not Applicable
NC = Not Calculated
* = See Discussion
X = Outside QC Limits
RT = Retention Time
I = Interference
ng's = Nanograms

REPORT OF LABORATORY ANALYSIS

This report shall not be reproduced, except in full,
without the written consent of Pace Analytical Services, Inc.

Pace Analytical Services, Inc.
1700 Elm Street - Suite 200
Minneapolis, MN 55414

Tel: 612-607-1700
Fax: 612- 607-6444

Method 1668A Polychlorobiphenyl
Sample Analysis Results

Client Sample ID	TWBD41506-03L-0803-01
Lab Sample ID	60199734003
Filename	P150823B_10

Congener Group	Concentration ng/L
Total Monochloro Biphenyls	ND
Total Dichloro Biphenyls	0.426
Total Trichloro Biphenyls	ND
Total Tetrachloro Biphenyls	ND
Total Pentachloro Biphenyls	ND
Total Hexachloro Biphenyls	ND
Total Heptachloro Biphenyls	ND
Total Octachloro Biphenyls	ND
Total Nonachloro Biphenyls	ND
Decachloro Biphenyls	ND
Total PCBs	0.426

ND = Not Detected

REPORT OF LABORATORY ANALYSIS

This report shall not be reproduced, except in full,
without the written consent of Pace Analytical Services, Inc.

Pace Analytical Services, Inc.
1700 Elm Street - Suite 200
Minneapolis, MN 55414

Tel: 612-607-1700
Fax: 612- 607-6444

Method 1668A Polychlorobiphenyl
Blank Analysis Results

Lab Sample ID	BLANK-46376		
Filename	P150817A_04		
Injected By	BAL	Matrix	Water
Total Amount Extracted	1030 mL	Extracted	08/07/2015 14:20
ICAL ID	P150817A02	Analyzed	08/17/2015 13:34
CCal Filename(s)	P150817A_01	Dilution	5

PCB Isomer	IUPAC	RT	Ratio	ng's Added	ng's Found	% Recovery
Labeled Analytes						
13C-2-MoCB	1	8.557	2.93	2.0	0.879	44
13C-4-MoCB	3	11.121	2.94	2.0	0.992	50
13C-2,2'-DiCB	4	11.408	1.59	2.0	1.58	79
13C-4,4'-DiCB	15	18.103	1.60	2.0	1.13	56
13C-2,2',6-TrCB	19	14.976	1.11	2.0	1.49	74
13C-3,4,4'-TrCB	37	25.690	1.05	2.0	0.984	49
13C-2,2',6,6'-TeCB	54	18.429	0.77	2.0	1.01	51
13C-3,4,4',5-TeCB	81	32.705	0.79	2.0	1.18	59
13C-3,3',4,4'-TeCB	77	33.292	0.81	2.0	1.10	55
13C-2,2',4,6,6'-PeCB	104	24.366	1.67	2.0	1.39	69
13C-2,3,3',4,4'-PeCB	105	36.852	1.63	2.0	1.14	57
13C-2,3,4,4',5-PeCB	114	36.198	1.65	2.0	1.11	55
13C-2,3',4,4',5-PeCB	118	35.662	1.52	2.0	1.15	57
13C-2,3',4,4',5'-PeCB	123	35.326	1.53	2.0	1.12	56
13C-3,3',4,4',5-PeCB	126	40.005	1.69	2.0	1.08	54
13C-2,2',4,4',6,6'-HxCB	155	30.324	1.29	2.0	1.85	92
13C-HxCB (156/157)	156/157	43.079	1.28	4.0	2.48	62
13C-2,3',4,4',5,5'-HxCB	167	41.905	1.30	2.0	1.28	64
13C-3,3',4,4',5,5'-HxCB	169	46.349	1.30	2.0	1.17	58
13C-2,2',3,4',5,6,6'-HpCB	188	36.182	1.07	2.0	2.04	102
13C-2,3,3',4,4',5,5'-HpCB	189	48.886	1.03	2.0	1.54	77
13C-2,2',3,3',5,5',6,6'-OcCB	202	41.637	0.91	2.0	2.20	110
13C-2,3,3',4,4',5,5',6-OcCB	205	51.472	0.86	2.0	1.59	80
13C-2,2',3,3',4,4',5,5',6-NoCB	206	53.283	0.85	2.0	1.61	81
13C-2,2',3,3',4,5,5',6,6'-NoCB	208	48.390	0.83	2.0	1.81	91
13C--DeCB	209	55.007	0.65	2.0	2.11	105
Cleanup Standards						
13C-2,4,4'-TrCB	28	21.414	1.13	2.0	1.24	62
13C-2,3,3',5,5'-PeCB	111	33.309	1.61	2.0	1.43	71
13C-2,2',3,3',5,5',6-HpCB	178	39.284	1.06	2.0	1.94	97
Recovery Standards						
13C-2,5-DiCB	9	13.694	1.72	2.0	NA	NA
13C-2,2',5,5'-TeCB	52	23.360	0.81	2.0	NA	NA
13C-2,2',4,5,5'-PeCB	101	30.542	1.70	2.0	NA	NA
13C-2,2',3,4,4',5'-HxCB	138	38.831	1.30	2.0	NA	NA
13C-2,2',3,3',4,4',5,5'-OcCB	194	50.998	0.95	2.0	NA	NA

Conc = Concentration
EML =Method Specified Reporting Limit (1668A)
EMPC = Estimated Maximum Possible Concentration
A = Limit of Detection based on signal to noise
B = Less than 10 times higher than method blank level
R = Recovery outside of Method 1668A control limits
Nn = Value obtained from additional analyses

ND = Not Detected
NA = Not Applicable
NC = Not Calculated
* = See Discussion
X = Outside QC Limits
RT = Retention Time
I = Interference
ng's = Nanograms

REPORT OF LABORATORY ANALYSIS

This report shall not be reproduced, except in full,
without the written consent of Pace Analytical Services, Inc.

Pace Analytical Services, Inc.
1700 Elm Street - Suite 200
Minneapolis, MN 55414

Tel: 612-607-1700
Fax: 612- 607-6444

Method 1668A Polychlorobiphenyl
Blank Analysis Results

Lab Sample ID BLANK-46376
Filename P150817A_04

IUPAC	Co-elutions	RT	Ratio	Concentration ng/L	EMPC ng/L	EML ng/L
1		---	---	ND	---	0.0600
2		---	---	ND	---	0.0600
3		---	---	ND	---	0.0600
4		---	---	ND	---	0.0600
5		---	---	ND	---	0.0600
6		---	---	ND	---	0.0600
7		---	---	ND	---	0.0600
8		14.677	1.36	0.0662	---	0.0600
9		---	---	ND	---	0.0600
10		---	---	ND	---	0.0600
11		17.444	1.52	0.447	---	0.0600
12	12/13	---	---	ND	---	0.120
13	12/13	---	---	ND	---	0.120
14		---	---	ND	---	0.0600
15		---	---	ND	---	0.0600
16		---	---	ND	---	0.0600
17		---	---	ND	---	0.0600
18	18/30	---	---	ND	---	0.120
19		---	---	ND	---	0.0600
20	20/28	21.448	0.97	0.145	---	0.120
21	21/33	---	---	ND	---	0.120
22		---	---	ND	---	0.0600
23		---	---	ND	---	0.0600
24		---	---	ND	---	0.0600
25		---	---	ND	---	0.0600
26	26/29	---	---	ND	---	0.120
27		---	---	ND	---	0.0600
28	20/28	21.448	0.97	(0.145)	---	0.120
29	26/29	---	---	ND	---	0.120
30	18/30	---	---	ND	---	0.120
31		21.129	1.11	0.127	---	0.0600
32		---	---	ND	---	0.0600
33	21/33	---	---	ND	---	0.120
34		---	---	ND	---	0.0600
35		---	---	ND	---	0.0600
36		---	---	ND	---	0.0600
37		---	---	ND	---	0.0600
38		---	---	ND	---	0.0600
39		---	---	ND	---	0.0600
40	40/41/71	---	---	ND	---	0.180
41	40/41/71	---	---	ND	---	0.180
42		---	---	ND	---	0.0600
43	43/73	---	---	ND	---	0.120
44	44/47/65	---	---	ND	---	0.180
45	45/51	---	---	ND	---	0.120

Conc = Concentration
EML =Method Specified Reporting Limit (1668A)
EMPC = Estimated Maximum Possible Concentration
A = Limit of Detection based on signal to noise
B = Less than 10 times higher than method blank level
R = Recovery outside of Method 1668A control limits
ng/L = Nanograms per liter

ND = Not Detected
NA = Not Applicable
NC = Not Calculated
* = See Discussion
X = Outside QC Limits
RT = Retention Time
I = Interference

REPORT OF LABORATORY ANALYSIS

This report shall not be reproduced, except in full,
without the written consent of Pace Analytical Services, Inc.

Pace Analytical Services, Inc.
1700 Elm Street - Suite 200
Minneapolis, MN 55414

Tel: 612-607-1700
Fax: 612- 607-6444

Method 1668A Polychlorobiphenyl
Blank Analysis Results

Lab Sample ID BLANK-46376
Filename P150817A_04

IUPAC	Co-elutions	RT	Ratio	Concentration ng/L	EMPC ng/L	EML ng/L
46		---	---	ND	---	0.0600
47	44/47/65	---	---	ND	---	0.180
48		---	---	ND	---	0.0600
49	49/69	---	---	ND	---	0.120
50	50/53	---	---	ND	---	0.120
51	45/51	---	---	ND	---	0.120
52		23.376	0.91 I	---	0.0902	0.0600
53	50/53	---	---	ND	---	0.120
54		---	---	ND	---	0.0600
55		---	---	ND	---	0.0600
56		---	---	ND	---	0.0600
57		---	---	ND	---	0.0600
58		---	---	ND	---	0.0600
59	59/62/75	---	---	ND	---	0.180
60		---	---	ND	---	0.0600
61	61/70/74/76	---	---	ND	---	0.240
62	59/62/75	---	---	ND	---	0.180
63		---	---	ND	---	0.0600
64		---	---	ND	---	0.0600
65	44/47/65	---	---	ND	---	0.180
66		---	---	ND	---	0.0600
67		---	---	ND	---	0.0600
68		---	---	ND	---	0.0600
69	49/69	---	---	ND	---	0.120
70	61/70/74/76	---	---	ND	---	0.240
71	40/41/71	---	---	ND	---	0.180
72		---	---	ND	---	0.0600
73	43/73	---	---	ND	---	0.120
74	61/70/74/76	---	---	ND	---	0.240
75	59/62/75	---	---	ND	---	0.180
76	61/70/74/76	---	---	ND	---	0.240
77		---	---	ND	---	0.0600
78		---	---	ND	---	0.0600
79		---	---	ND	---	0.0600
80		---	---	ND	---	0.0600
81		---	---	ND	---	0.0600
82		---	---	ND	---	0.0600
83		---	---	ND	---	0.0600
84		---	---	ND	---	0.0600
85	85/116/117	---	---	ND	---	0.180
86	86/87/97/108/119/125	---	---	ND	---	0.360
87	86/87/97/108/119/125	---	---	ND	---	0.360
88	88/91	---	---	ND	---	0.120
89		---	---	ND	---	0.0600
90	90/101/113	---	---	ND	---	0.180

Conc = Concentration
EML =Method Specified Reporting Limit (1668A)
EMPC = Estimated Maximum Possible Concentration
A = Limit of Detection based on signal to noise
B = Less than 10 times higher than method blank level
R = Recovery outside of Method 1668A control limits
ng/L = Nanograms per liter

ND = Not Detected
NA = Not Applicable
NC = Not Calculated
* = See Discussion
X = Outside QC Limits
RT = Retention Time
I = Interference

REPORT OF LABORATORY ANALYSIS

This report shall not be reproduced, except in full,
without the written consent of Pace Analytical Services, Inc.

Pace Analytical Services, Inc.
1700 Elm Street - Suite 200
Minneapolis, MN 55414

Tel: 612-607-1700
Fax: 612- 607-6444

Method 1668A Polychlorobiphenyl
Blank Analysis Results

Lab Sample ID BLANK-46376
Filename P150817A_04

IUPAC	Co-elutions	RT	Ratio	Concentration ng/L	EMPC ng/L	EML ng/L
91	88/91	---	---	ND	---	0.120
92		---	---	ND	---	0.0600
93	93/98/100/102	---	---	ND	---	0.240
94		---	---	ND	---	0.0600
95		---	---	ND	---	0.0600
96		---	---	ND	---	0.0600
97	86/87/97/108/119/125	---	---	ND	---	0.360
98	93/98/100/102	---	---	ND	---	0.240
99		---	---	ND	---	0.0600
100	93/98/100/102	---	---	ND	---	0.240
101	90/101/113	---	---	ND	---	0.180
102	93/98/100/102	---	---	ND	---	0.240
103		---	---	ND	---	0.0600
104		---	---	ND	---	0.0600
105		---	---	ND	---	0.0600
106		---	---	ND	---	0.0600
107	107/124	---	---	ND	---	0.120
108	86/87/97/108/119/125	---	---	ND	---	0.360
109		---	---	ND	---	0.0600
110	110/115	---	---	ND	---	0.120
111		---	---	ND	---	0.0600
112		---	---	ND	---	0.0600
113	90/101/113	---	---	ND	---	0.180
114		---	---	ND	---	0.0600
115	110/115	---	---	ND	---	0.120
116	85/116/117	---	---	ND	---	0.180
117	85/116/117	---	---	ND	---	0.180
118		---	---	ND	---	0.0600
119	86/87/97/108/119/125	---	---	ND	---	0.360
120		---	---	ND	---	0.0600
121		---	---	ND	---	0.0600
122		---	---	ND	---	0.0600
123		---	---	ND	---	0.0600
124	107/124	---	---	ND	---	0.120
125	86/87/97/108/119/125	---	---	ND	---	0.360
126		---	---	ND	---	0.0600
127		---	---	ND	---	0.0600
128	128/166	---	---	ND	---	0.120
129	129/138/163	---	---	ND	---	0.180
130		---	---	ND	---	0.0600
131		---	---	ND	---	0.0600
132		---	---	ND	---	0.0600
133		---	---	ND	---	0.0600
134	134/143	---	---	ND	---	0.120
135	135/151	---	---	ND	---	0.120

Conc = Concentration
EML =Method Specified Reporting Limit (1668A)
EMPC = Estimated Maximum Possible Concentration
A = Limit of Detection based on signal to noise
B = Less than 10 times higher than method blank level
R = Recovery outside of Method 1668A control limits
ng/L = Nanograms per liter

ND = Not Detected
NA = Not Applicable
NC = Not Calculated
* = See Discussion
X = Outside QC Limits
RT = Retention Time
I = Interference

REPORT OF LABORATORY ANALYSIS

This report shall not be reproduced, except in full,
without the written consent of Pace Analytical Services, Inc.

Pace Analytical Services, Inc.
1700 Elm Street - Suite 200
Minneapolis, MN 55414

Tel: 612-607-1700
Fax: 612- 607-6444

Method 1668A Polychlorobiphenyl
Blank Analysis Results

Lab Sample ID BLANK-46376
Filename P150817A_04

IUPAC	Co-elutions	RT	Ratio	Concentration ng/L	EMPC ng/L	EML ng/L
136		---	---	ND	---	0.0600
137		---	---	ND	---	0.0600
138	129/138/163	---	---	ND	---	0.180
139	139/140	---	---	ND	---	0.120
140	139/140	---	---	ND	---	0.120
141		---	---	ND	---	0.0600
142		---	---	ND	---	0.0600
143	134/143	---	---	ND	---	0.120
144		---	---	ND	---	0.0600
145		---	---	ND	---	0.0600
146		---	---	ND	---	0.0600
147	147/149	---	---	ND	---	0.120
148		---	---	ND	---	0.0600
149	147/149	---	---	ND	---	0.120
150		---	---	ND	---	0.0600
151	135/151	---	---	ND	---	0.120
152		---	---	ND	---	0.0600
153	153/168	---	---	ND	---	0.120
154		---	---	ND	---	0.0600
155		---	---	ND	---	0.0600
156	156/157	---	---	ND	---	0.120
157	156/157	---	---	ND	---	0.120
158		---	---	ND	---	0.0600
159		---	---	ND	---	0.0600
160		---	---	ND	---	0.0600
161		---	---	ND	---	0.0600
162		---	---	ND	---	0.0600
163	129/138/163	---	---	ND	---	0.180
164		---	---	ND	---	0.0600
165		---	---	ND	---	0.0600
166	128/166	---	---	ND	---	0.120
167		---	---	ND	---	0.0600
168	153/168	---	---	ND	---	0.120
169		---	---	ND	---	0.0600
170		---	---	ND	---	0.0600
171	171/173	---	---	ND	---	0.120
172		---	---	ND	---	0.0600
173	171/173	---	---	ND	---	0.120
174		---	---	ND	---	0.0600
175		---	---	ND	---	0.0600
176		---	---	ND	---	0.0600
177		---	---	ND	---	0.0600
178		---	---	ND	---	0.0600
179		---	---	ND	---	0.0600
180	180/193	---	---	ND	---	0.120

Conc = Concentration
EML =Method Specified Reporting Limit (1668A)
EMPC = Estimated Maximum Possible Concentration
A = Limit of Detection based on signal to noise
B = Less than 10 times higher than method blank level
R = Recovery outside of Method 1668A control limits
ng/L = Nanograms per liter

ND = Not Detected
NA = Not Applicable
NC = Not Calculated
* = See Discussion
X = Outside QC Limits
RT = Retention Time
I = Interference

REPORT OF LABORATORY ANALYSIS

This report shall not be reproduced, except in full,
without the written consent of Pace Analytical Services, Inc.

Pace Analytical Services, Inc.
1700 Elm Street - Suite 200
Minneapolis, MN 55414

Tel: 612-607-1700
Fax: 612- 607-6444

Method 1668A Polychlorobiphenyl
Blank Analysis Results

Lab Sample ID BLANK-46376
Filename P150817A_04

IUPAC	Co-elutions	RT	Ratio	Concentration ng/L	EMPC ng/L	EML ng/L
181		---	---	ND	---	0.0600
182		---	---	ND	---	0.0600
183	183/185	---	---	ND	---	0.120
184		---	---	ND	---	0.0600
185	183/185	---	---	ND	---	0.120
186		---	---	ND	---	0.0600
187		---	---	ND	---	0.0600
188		---	---	ND	---	0.0600
189		---	---	ND	---	0.0600
190		---	---	ND	---	0.0600
191		---	---	ND	---	0.0600
192		---	---	ND	---	0.0600
193	180/193	---	---	ND	---	0.120
194		---	---	ND	---	0.0600
195		---	---	ND	---	0.0600
196		---	---	ND	---	0.0600
197	197/200	---	---	ND	---	0.120
198	198/199	---	---	ND	---	0.120
199	198/199	---	---	ND	---	0.120
200	197/200	---	---	ND	---	0.120
201		---	---	ND	---	0.0600
202		---	---	ND	---	0.0600
203		---	---	ND	---	0.0600
204		---	---	ND	---	0.0600
205		---	---	ND	---	0.0600
206		---	---	ND	---	0.0600
207		---	---	ND	---	0.0600
208		---	---	ND	---	0.0600
209		---	---	ND	---	0.0600

Conc = Concentration
EML =Method Specified Reporting Limit (1668A)
EMPC = Estimated Maximum Possible Concentration
A = Limit of Detection based on signal to noise
B = Less than 10 times higher than method blank level
R = Recovery outside of Method 1668A control limits
ng/L = Nanograms per liter

ND = Not Detected
NA = Not Applicable
NC = Not Calculated
* = See Discussion
X = Outside QC Limits
RT = Retention Time
I = Interference

REPORT OF LABORATORY ANALYSIS

This report shall not be reproduced, except in full,
without the written consent of Pace Analytical Services, Inc.

Pace Analytical Services, Inc.
1700 Elm Street - Suite 200
Minneapolis, MN 55414

Tel: 612-607-1700
Fax: 612- 607-6444

Method 1668A Polychlorobiphenyl
Blank Analysis Results

Client Sample ID	CBLKTB
Lab Sample ID	BLANK-46376
Filename	P150817A_04

Congener Group	Concentration ng/L
Total Monochloro Biphenyls	ND
Total Dichloro Biphenyls	0.514
Total Trichloro Biphenyls	0.272
Total Tetrachloro Biphenyls	ND
Total Pentachloro Biphenyls	ND
Total Hexachloro Biphenyls	ND
Total Heptachloro Biphenyls	ND
Total Octachloro Biphenyls	ND
Total Nonachloro Biphenyls	ND
Decachloro Biphenyls	ND
Total PCBs	0.786

ND = Not Detected

REPORT OF LABORATORY ANALYSIS

This report shall not be reproduced, except in full,
without the written consent of Pace Analytical Services, Inc.

Pace Analytical Services, Inc.
1700 Elm Street - Suite 200
Minneapolis, MN 55414

Tel: 612-607-1700
Fax: 612- 607-6444

Method 1668A Polychlorobiphenyls
Laboratory Control Spike Analysis Results

Lab Sample ID	LCS-46377		
Filename	P150817B_03	Matrix	Water
Total Amount Extracted	1010 mL	Dilution	5
ICAL ID	P150817B02	Extracted	08/07/2015 14:20
CCal Filename(s)	P150817B_01	Analyzed	08/18/2015 02:20
Method Blank ID	BLANK-46376	Injected By	BAL

	Native Analytes			Labeled Analytes		
PCB Isomer	**Spiked (ng)**	**Found (ng)**	**% Recovery**	**Spiked (ng)**	**Found (ng)**	**% Recovery**
1	1.0	0.938	94	2.0	1.07	54
3	1.0	0.851	85	2.0	1.28	64
4	1.0	0.813	81	2.0	1.90	95
15	1.0	0.904	90	2.0	1.41	70
19	1.0	0.871	87	2.0	1.85	93
37	1.0	0.923	92	2.0	1.15	57
54	1.0	0.932	93	2.0	1.28	64
81	1.0	0.917	92	2.0	1.31	65
77	1.0	0.972	97	2.0	1.26	63
104	1.0	0.971	97	2.0	1.66	83
105	1.0	0.954	95	2.0	1.25	63
114	1.0	0.959	96	2.0	1.19	60
118	1.0	0.988	99	2.0	1.27	64
123	1.0	0.981	98	2.0	1.30	65
126	1.0	0.950	95	2.0	1.23	61
155	1.0	0.947	95	2.0	2.02	101
156/157	2.0	1.93	96	4.0	2.66	66
167	1.0	0.996	100	2.0	1.35	67
169	1.0	0.995	99	2.0	1.30	65
188	1.0	1.05	105	2.0	2.05	102
189	1.0	0.958	96	2.0	1.63	81
202	1.0	0.954	95	2.0	2.22	111
205	1.0	0.994	99	2.0	1.68	84
206	1.0	1.04	104	2.0	1.72	86
208	1.0	1.03	103	2.0	1.94	97
209	1.0	0.853	85	2.0	2.22	111

R = Recovery outside of method 1668A control limits
Nn = Result obtained from alternate analysis
ND = Not Detected
NA = Not Applicable
NC = Not Calculated
* = See Discussion
ng = Nanograms
I = Interference

REPORT OF LABORATORY ANALYSIS

This report shall not be reproduced, except in full,
without the written consent of Pace Analytical Services, Inc.

Pace Analytical Services, Inc.
1700 Elm Street - Suite 200
Minneapolis, MN 55414

Tel: 612-607-1700
Fax: 612- 607-6444

Method 1668A Polychlorobiphenyls
Laboratory Control Spike Analysis Results

Lab Sample ID	LCSD-46378		
Filename	P150817B_04	Matrix	Water
Total Amount Extracted	1040 mL	Dilution	5
ICAL ID	P150817B02	Extracted	08/07/2015 14:20
CCal Filename(s)	P150817B_01	Analyzed	08/18/2015 03:19
Method Blank ID	BLANK-46376	Injected By	BAL

	Native Analytes			Labeled Analytes		
PCB Isomer	**Spiked (ng)**	**Found (ng)**	**% Recovery**	**Spiked (ng)**	**Found (ng)**	**% Recovery**
1	1.0	0.899	90	2.0	1.05	52
3	1.0	0.896	90	2.0	1.23	61
4	1.0	0.896	90	2.0	1.83	92
15	1.0	0.869	87	2.0	1.31	65
19	1.0	0.908	91	2.0	1.73	86
37	1.0	0.908	91	2.0	1.10	55
54	1.0	0.944	94	2.0	1.18	59
81	1.0	0.979	98	2.0	1.28	64
77	1.0	0.959	96	2.0	1.23	61
104	1.0	0.965	97	2.0	1.67	84
105	1.0	0.959	96	2.0	1.28	64
114	1.0	0.953	95	2.0	1.24	62
118	1.0	0.986	99	2.0	1.32	66
123	1.0	0.973	97	2.0	1.30	65
126	1.0	0.932	93	2.0	1.27	64
155	1.0	0.930	93	2.0	2.06	103
156/157	2.0	1.93	97	4.0	2.62	66
167	1.0	0.937	94	2.0	1.38	69
169	1.0	0.964	96	2.0	1.29	64
188	1.0	1.05	105	2.0	2.10	105
189	1.0	0.954	95	2.0	1.67	83
202	1.0	0.965	96	2.0	2.23	112
205	1.0	0.996	100	2.0	1.64	82
206	1.0	0.987	99	2.0	1.75	87
208	1.0	0.975	97	2.0	1.98	99
209	1.0	0.867	87	2.0	2.19	110

R = Recovery outside of method 1668A control limits
Nn = Result obtained from alternate analysis
ND = Not Detected
NA = Not Applicable
NC = Not Calculated
* = See Discussion
ng = Nanograms
I = Interference

REPORT OF LABORATORY ANALYSIS

This report shall not be reproduced, except in full,
without the written consent of Pace Analytical Services, Inc.

Pace Analytical Services, Inc.
1700 Elm Street - Suite 200
Minneapolis, MN 55414

Tel: 612-607-1700
Fax: 612- 607-6444

Method 1668A

Spike Recovery Relative Percent Difference (RPD) Results

Client	PACE Kansas		
Spike 1 ID	LCS-46377	Spike 2 ID	LCSD-46378
Spike 1 Filename	P150817B_03	Spike 2 Filename	P150817B_04

Compound	IUPAC	Spike 1 %REC	Spike 2 %REC	%RPD
2-MoCB	1	94	90	4.3
4-MoCB	3	85	90	5.7
2,2'-DiCB	4	81	90	10.5
4,4'-DiCB	15	90	87	3.4
2,2',6-TrCB	19	87	91	4.5
3,4,4'-TrCB	37	92	91	1.1
2,2',6,6'-TeCB	54	93	94	1.1
3,3',4,4'-TeCB	77	97	96	1.0
3,4,4',5-TeCB	81	92	98	6.3
2,2',4,6,6'-PeCB	104	97	97	0.0
2,3,3',4,4'-PeCB	105	95	96	1.0
2,3,4,4',5-PeCB	114	96	95	1.0
2,3',4,4',5-PeCB	118	99	99	0.0
2,3',4,4',5'-PeCB	123	98	97	1.0
3,3',4,4',5-PeCB	126	95	93	2.1
2,2',4,4',6,6'-HxCB	155	95	93	2.1
(156/157)	156/157	96	97	1.0
2,3',4,4',5,5'-HxCB	167	100	94	6.2
3,3',4,4',5,5'-HxCB	169	99	96	3.1
2,2',3,4',5,6,6'-HpCB	188	105	105	0.0
2,3,3',4,4',5,5'-HpCB	189	96	95	1.0
2,2',3,3',5,5',6,6'-OcCB	202	95	96	1.0
2,3,3',4,4',5,5',6-OcCB	205	99	100	1.0
2,2',3,3',4,4',5,5',6-NoCB	206	104	99	4.9
2,2',3,3',4,5,5',6,6'-NoCB	208	103	97	6.0
Decachlorobiphenyl	209	85	87	2.3

%REC = Percent Recovered
RPD = The difference between the two values divided by the mean value

REPORT OF LABORATORY ANALYSIS

This report shall not be reproduced, except in full,
without the written consent of Pace Analytical Services, Inc.

Pace Analytical Services, Inc.
1700 Elm Street - Suite 200
Minneapolis, MN 55414

Tel: 612-607-1700
Fax: 612- 607-6444

Method 1668A Polychlorobiphenyl Sample Analysis Results

Client - PACE Kansas

Client's Sample ID	TWBD41506-04L-0804-01		
Lab Sample ID	60199807001-R		
Filename	P150824B_13		
Injected By	CVS		
Total Amount Extracted	1200 mL	Matrix	Water
% Moisture	NA	Dilution	5
Dry Weight Extracted	NA	Collected	08/04/2015 09:44
ICAL ID	P150824B02	Received	08/06/2015 09:30
CCal Filename(s)	P150824B_01	Extracted	08/20/2015 11:30
Method Blank ID	BLANK-46551	Analyzed	08/25/2015 04:55

PCB Isomer	IUPAC	RT	Ratio	ng's Added	ng's Found	% Recovery	
Labeled Analytes							
13C-2-MoCB	1	8.605	2.71	2.0	0.235	12	R
13C-4-MoCB	3	11.157	2.76	2.0	0.352	18	R
13C-2,2'-DiCB	4	11.444	1.52	2.0	0.342	17	R
13C-4,4'-DiCB	15	18.128	1.60	2.0	0.639	32	
13C-2,2',6-TrCB	19	15.001	1.09	2.0	0.508	25	
13C-3,4,4'-TrCB	37	25.708	1.09	2.0	0.949	47	
13C-2,2',6,6'-TeCB	54	18.448	0.78	2.0	0.617	31	
13C-3,4,4',5-TeCB	81	32.707	0.80	2.0	1.19	60	
13C-3,3',4,4'-TeCB	77	33.293	0.76	2.0	1.24	62	
13C-2,2',4,6,6'-PeCB	104	24.367	1.54	2.0	0.740	37	
13C-2,3,3',4,4'-PeCB	105	36.871	1.58	2.0	1.20	60	
13C-2,3,4,4',5-PeCB	114	36.200	1.58	2.0	1.18	59	
13C-2,3',4,4',5-PeCB	118	35.680	1.66	2.0	1.17	58	
13C-2,3',4,4',5'-PeCB	123	35.328	1.60	2.0	1.15	57	
13C-3,3',4,4',5-PeCB	126	40.023	1.63	2.0	1.26	63	
13C-2,2',4,4',6,6'-HxCB	155	30.342	1.27	2.0	1.09	55	
13C-HxCB (156/157)	156/157	43.064	1.26	4.0	2.46	62	
13C-2,3',4,4',5,5'-HxCB	167	41.890	1.26	2.0	1.25	63	
13C-3,3',4,4',5,5'-HxCB	169	46.351	1.28	2.0	1.26	63	
13C-2,2',3,4',5,6,6'-HpCB	188	36.200	1.07	2.0	1.19	59	
13C-2,3,3',4,4',5,5'-HpCB	189	48.881	1.04	2.0	1.24	62	
13C-2,2',3,3',5,5',6,6'-OcCB	202	41.622	0.87	2.0	1.33	67	
13C-2,3,3',4,4',5,5',6-OcCB	205	51.467	0.93	2.0	1.32	66	
13C-2,2',3,3',4,4',5,5',6-NoCB	206	53.278	0.82	2.0	1.21	61	
13C-2,2',3,3',4,5,5',6,6'-NoCB	208	48.385	0.76	2.0	1.25	62	
13C--DeCB	209	55.002	0.71	2.0	1.53	77	
Cleanup Standards							
13C-2,4,4'-TrCB	28	21.416	1.11	2.0	1.20	60	
13C-2,3,3',5,5'-PeCB	111	33.327	1.62	2.0	1.49	75	
13C-2,2',3,3',5,5',6-HpCB	178	39.286	1.11	2.0	1.84	92	
Recovery Standards							
13C-2,5-DiCB	9	13.719	1.60	2.0	NA	NA	
13C-2,2',5,5'-TeCB	52	23.361	0.84	2.0	NA	NA	
13C-2,2',4,5,5'-PeCB	101	30.560	1.55	2.0	NA	NA	
13C-2,2',3,4,4',5'-HxCB	138	38.833	1.28	2.0	NA	NA	
13C-2,2',3,3',4,4',5,5'-OcCB	194	50.993	0.92	2.0	NA	NA	

Conc = Concentration
EML =Method Specified Reporting Limit (1668A)
EMPC = Estimated Maximum Possible Concentration
A = Limit of Detection based on signal to noise
B = Less than 10 times higher than method blank level
R = Recovery outside of Method 1668A control limits
Nn = Value obtained from additional analyses

ND = Not Detected
NA = Not Applicable
NC = Not Calculated
* = See Discussion
X = Outside QC Limits
RT = Retention Time
I = Interference
ng's = Nanograms

REPORT OF LABORATORY ANALYSIS

This report shall not be reproduced, except in full,
without the written consent of Pace Analytical Services, Inc.

Pace Analytical Services, Inc.
1700 Elm Street - Suite 200
Minneapolis, MN 55414

Tel: 612-607-1700
Fax: 612- 607-6444

Method 1668A Polychlorobiphenyl
Sample Analysis Results

Client Sample ID TWBD41506-04L-0804-01
Lab Sample ID 60199807001-R
Filename P150824B_13

IUPAC	Co-elutions	RT	Ratio	Concentration ng/L		EMPC ng/L	EML ng/L
1		---	---	ND		---	0.0600
2		---	---	ND		---	0.0600
3		---	---	ND		---	0.0600
4		---	---	ND	A	---	0.109
5		---	---	ND		---	0.0600
6		---	---	ND		---	0.0600
7		---	---	ND		---	0.0600
8		14.702	1.26 I	---		0.0977	0.0600
9		---	---	ND		---	0.0600
10		---	---	ND		---	0.0600
11		17.457	1.54	0.676	B	---	0.0600
12	12/13	---	---	ND		---	0.120
13	12/13	---	---	ND		---	0.120
14		---	---	ND		---	0.0600
15		---	---	ND		---	0.0600
16		18.080	1.16	0.0626		---	0.0600
17		---	---	ND		---	0.0600
18	18/30	---	---	ND		---	0.120
19		---	---	ND		---	0.0600
20	20/28	21.449	0.98	0.174	B	---	0.120
21	21/33	---	---	ND		---	0.120
22		22.120	0.92	0.0716	B	---	0.0600
23		---	---	ND		---	0.0600
24		---	---	ND		---	0.0600
25		---	---	ND		---	0.0600
26	26/29	---	---	ND		---	0.120
27		---	---	ND		---	0.0600
28	20/28	21.449	0.98	(0.174)	B	---	0.120
29	26/29	---	---	ND		---	0.120
30	18/30	---	---	ND		---	0.120
31		21.131	0.95	0.149	B	---	0.0600
32		---	---	ND		---	0.0600
33	21/33	---	---	ND		---	0.120
34		---	---	ND		---	0.0600
35		---	---	ND		---	0.0600
36		---	---	ND		---	0.0600
37		---	---	ND		---	0.0600
38		---	---	ND		---	0.0600
39		---	---	ND		---	0.0600
40	40/41/71	---	---	ND		---	0.180
41	40/41/71	---	---	ND		---	0.180
42		---	---	ND		---	0.0600
43	43/73	---	---	ND		---	0.120
44	44/47/65	---	---	ND		---	0.180
45	45/51	---	---	ND		---	0.120
46		---	---	ND		---	0.0600
47	44/47/65	---	---	ND		---	0.180
48		---	---	ND		---	0.0600

Conc = Concentration
EML =Method Specified Reporting Limit (1668A)
EMPC = Estimated Maximum Possible Concentration
A = Limit of Detection based on signal to noise
B = Less than 10 times higher than method blank level
R = Recovery outside of Method 1668A control limits
Nn = Value obtained from additional analyses

ND = Not Detected
NA = Not Applicable
NC = Not Calculated
* = See Discussion
X = Outside QC Limits
RT = Retention Time
I = Interference
ng's = Nanograms

REPORT OF LABORATORY ANALYSIS

This report shall not be reproduced, except in full,
without the written consent of Pace Analytical Services, Inc.

Pace Analytical Services, Inc.
1700 Elm Street - Suite 200
Minneapolis, MN 55414

Tel: 612-607-1700
Fax: 612- 607-6444

Method 1668A Polychlorobiphenyl
Sample Analysis Results

Client Sample ID TWBD41506-04L-0804-01
Lab Sample ID 60199807001-R
Filename P150824B_13

IUPAC	Co-elutions	RT	Ratio	Concentration ng/L	EMPC ng/L	EML ng/L
49	49/69	---	---	ND	---	0.120
50	50/53	---	---	ND	---	0.120
51	45/51	---	---	ND	---	0.120
52		23.378	0.76	0.127 B	---	0.0600
53	50/53	---	---	ND	---	0.120
54		---	---	ND	---	0.0600
55		---	---	ND	---	0.0600
56		---	---	ND	---	0.0600
57		---	---	ND	---	0.0600
58		---	---	ND	---	0.0600
59	59/62/75	---	---	ND	---	0.180
60		---	---	ND	---	0.0600
61	61/70/74/76	---	---	ND	---	0.240
62	59/62/75	---	---	ND	---	0.180
63		---	---	ND	---	0.0600
64		---	---	ND	---	0.0600
65	44/47/65	---	---	ND	---	0.180
66		28.766	0.81	0.0618	---	0.0600
67		---	---	ND	---	0.0600
68		---	---	ND	---	0.0600
69	49/69	---	---	ND	---	0.120
70	61/70/74/76	---	---	ND	---	0.240
71	40/41/71	---	---	ND	---	0.180
72		---	---	ND	---	0.0600
73	43/73	---	---	ND	---	0.120
74	61/70/74/76	---	---	ND	---	0.240
75	59/62/75	---	---	ND	---	0.180
76	61/70/74/76	---	---	ND	---	0.240
77		---	---	ND	---	0.0600
78		---	---	ND	---	0.0600
79		---	---	ND	---	0.0600
80		---	---	ND	---	0.0600
81		---	---	ND	---	0.0600
82		---	---	ND	---	0.0600
83		---	---	ND	---	0.0600
84		---	---	ND	---	0.0600
85	85/116/117	---	---	ND	---	0.180
86	86/87/97/108/119/125	---	---	ND	---	0.360
87	86/87/97/108/119/125	---	---	ND	---	0.360
88	88/91	---	---	ND	---	0.120
89		---	---	ND	---	0.0600
90	90/101/113	---	---	ND	---	0.180
91	88/91	---	---	ND	---	0.120
92		---	---	ND	---	0.0600
93	93/98/100/102	---	---	ND	---	0.240
94		---	---	ND	---	0.0600
95		---	---	ND	---	0.0600
96		---	---	ND	---	0.0600

Conc = Concentration
EML =Method Specified Reporting Limit (1668A)
EMPC = Estimated Maximum Possible Concentration
A = Limit of Detection based on signal to noise
B = Less than 10 times higher than method blank level
R = Recovery outside of Method 1668A control limits
Nn = Value obtained from additional analyses

ND = Not Detected
NA = Not Applicable
NC = Not Calculated
* = See Discussion
X = Outside QC Limits
RT = Retention Time
I = Interference
ng's = Nanograms

REPORT OF LABORATORY ANALYSIS

This report shall not be reproduced, except in full,
without the written consent of Pace Analytical Services, Inc.

Pace Analytical Services, Inc.
1700 Elm Street - Suite 200
Minneapolis, MN 55414

Tel: 612-607-1700
Fax: 612- 607-6444

Method 1668A Polychlorobiphenyl
Sample Analysis Results

Client Sample ID TWBD41506-04L-0804-01
Lab Sample ID 60199807001-R
Filename P150824B_13

IUPAC	Co-elutions	RT	Ratio	Concentration ng/L	EMPC ng/L	EML ng/L
97	86/87/97/108/119/125	---	---	ND	---	0.360
98	93/98/100/102	---	---	ND	---	0.240
99		---	---	ND	---	0.0600
100	93/98/100/102	---	---	ND	---	0.240
101	90/101/113	---	---	ND	---	0.180
102	93/98/100/102	---	---	ND	---	0.240
103		---	---	ND	---	0.0600
104		---	---	ND	---	0.0600
105		---	---	ND	---	0.0600
106		---	---	ND	---	0.0600
107	107/124	---	---	ND	---	0.120
108	86/87/97/108/119/125	---	---	ND	---	0.360
109		---	---	ND	---	0.0600
110	110/115	---	---	ND	---	0.120
111		---	---	ND	---	0.0600
112		---	---	ND	---	0.0600
113	90/101/113	---	---	ND	---	0.180
114		---	---	ND	---	0.0600
115	110/115	---	---	ND	---	0.120
116	85/116/117	---	---	ND	---	0.180
117	85/116/117	---	---	ND	---	0.180
118		---	---	ND	---	0.0600
119	86/87/97/108/119/125	---	---	ND	---	0.360
120		---	---	ND	---	0.0600
121		---	---	ND	---	0.0600
122		---	---	ND	---	0.0600
123		---	---	ND	---	0.0600
124	107/124	---	---	ND	---	0.120
125	86/87/97/108/119/125	---	---	ND	---	0.360
126		---	---	ND	---	0.0600
127		---	---	ND	---	0.0600
128	128/166	---	---	ND	---	0.120
129	129/138/163	---	---	ND	---	0.180
130		---	---	ND	---	0.0600
131		---	---	ND	---	0.0600
132		---	---	ND	---	0.0600
133		---	---	ND	---	0.0600
134	134/143	---	---	ND	---	0.120
135	135/151	---	---	ND	---	0.120
136		---	---	ND	---	0.0600
137		---	---	ND	---	0.0600
138	129/138/163	---	---	ND	---	0.180
139	139/140	---	---	ND	---	0.120
140	139/140	---	---	ND	---	0.120
141		---	---	ND	---	0.0600
142		---	---	ND	---	0.0600
143	134/143	---	---	ND	---	0.120
144		---	---	ND	---	0.0600

Conc = Concentration
EML =Method Specified Reporting Limit (1668A)
EMPC = Estimated Maximum Possible Concentration
A = Limit of Detection based on signal to noise
B = Less than 10 times higher than method blank level
R = Recovery outside of Method 1668A control limits
Nn = Value obtained from additional analyses

ND = Not Detected
NA = Not Applicable
NC = Not Calculated
* = See Discussion
X = Outside QC Limits
RT = Retention Time
I = Interference
ng's = Nanograms

REPORT OF LABORATORY ANALYSIS

This report shall not be reproduced, except in full,
without the written consent of Pace Analytical Services, Inc.

Pace Analytical Services, Inc.
1700 Elm Street - Suite 200
Minneapolis, MN 55414

Tel: 612-607-1700
Fax: 612- 607-6444

Method 1668A Polychlorobiphenyl
Sample Analysis Results

Client Sample ID TWBD41506-04L-0804-01
Lab Sample ID 60199807001-R
Filename P150824B_13

IUPAC	Co-elutions	RT	Ratio	Concentration ng/L	EMPC ng/L	EML ng/L
145		---	---	ND	---	0.0600
146		---	---	ND	---	0.0600
147	147/149	---	---	ND	---	0.120
148		---	---	ND	---	0.0600
149	147/149	---	---	ND	---	0.120
150		---	---	ND	---	0.0600
151	135/151	---	---	ND	---	0.120
152		---	---	ND	---	0.0600
153	153/168	---	---	ND	---	0.120
154		---	---	ND	---	0.0600
155		---	---	ND	---	0.0600
156	156/157	---	---	ND	---	0.120
157	156/157	---	---	ND	---	0.120
158		---	---	ND	---	0.0600
159		---	---	ND	---	0.0600
160		---	---	ND	---	0.0600
161		---	---	ND	---	0.0600
162		---	---	ND	---	0.0600
163	129/138/163	---	---	ND	---	0.180
164		---	---	ND	---	0.0600
165		---	---	ND	---	0.0600
166	128/166	---	---	ND	---	0.120
167		---	---	ND	---	0.0600
168	153/168	---	---	ND	---	0.120
169		---	---	ND	---	0.0600
170		---	---	ND	---	0.0600
171	171/173	---	---	ND	---	0.120
172		---	---	ND	---	0.0600
173	171/173	---	---	ND	---	0.120
174		---	---	ND	---	0.0600
175		---	---	ND	---	0.0600
176		---	---	ND	---	0.0600
177		---	---	ND	---	0.0600
178		---	---	ND	---	0.0600
179		---	---	ND	---	0.0600
180	180/193	---	---	ND	---	0.120
181		---	---	ND	---	0.0600
182		---	---	ND	---	0.0600
183	183/185	---	---	ND	---	0.120
184		---	---	ND	---	0.0600
185	183/185	---	---	ND	---	0.120
186		---	---	ND	---	0.0600
187		---	---	ND	---	0.0600
188		---	---	ND	---	0.0600
189		---	---	ND	---	0.0600
190		---	---	ND	---	0.0600
191		---	---	ND	---	0.0600
192		---	---	ND	---	0.0600

Conc = Concentration
EML =Method Specified Reporting Limit (1668A)
EMPC = Estimated Maximum Possible Concentration
A = Limit of Detection based on signal to noise
B = Less than 10 times higher than method blank level
R = Recovery outside of Method 1668A control limits
Nn = Value obtained from additional analyses

ND = Not Detected
NA = Not Applicable
NC = Not Calculated
* = See Discussion
X = Outside QC Limits
RT = Retention Time
I = Interference
ng's = Nanograms

REPORT OF LABORATORY ANALYSIS

This report shall not be reproduced, except in full,
without the written consent of Pace Analytical Services, Inc.

Pace Analytical Services, Inc.
1700 Elm Street - Suite 200
Minneapolis, MN 55414

Tel: 612-607-1700
Fax: 612- 607-6444

Method 1668A Polychlorobiphenyl
Sample Analysis Results

Client Sample ID TWBD41506-04L-0804-01
Lab Sample ID 60199807001-R
Filename P150824B_13

IUPAC	Co-elutions	RT	Ratio	Concentration ng/L	EMPC ng/L	EML ng/L
193	180/193	---	---	ND	---	0.120
194		---	---	ND	---	0.0600
195		---	---	ND	---	0.0600
196		---	---	ND	---	0.0600
197	197/200	---	---	ND	---	0.120
198	198/199	---	---	ND	---	0.120
199	198/199	---	---	ND	---	0.120
200	197/200	---	---	ND	---	0.120
201		---	---	ND	---	0.0600
202		---	---	ND	---	0.0600
203		---	---	ND	---	0.0600
204		---	---	ND	---	0.0600
205		---	---	ND	---	0.0600
206		---	---	ND	---	0.0600
207		---	---	ND	---	0.0600
208		---	---	ND	---	0.0600
209		---	---	ND	---	0.0600

Conc = Concentration
EML =Method Specified Reporting Limit (1668A)
EMPC = Estimated Maximum Possible Concentration
A = Limit of Detection based on signal to noise
B = Less than 10 times higher than method blank level
R = Recovery outside of Method 1668A control limits
Nn = Value obtained from additional analyses

ND = Not Detected
NA = Not Applicable
NC = Not Calculated
* = See Discussion
X = Outside QC Limits
RT = Retention Time
I = Interference
ng's = Nanograms

REPORT OF LABORATORY ANALYSIS

This report shall not be reproduced, except in full,
without the written consent of Pace Analytical Services, Inc.

Pace Analytical Services, Inc.
1700 Elm Street - Suite 200
Minneapolis, MN 55414

Tel: 612-607-1700
Fax: 612- 607-6444

Method 1668A Polychlorobiphenyl
Sample Analysis Results

Client Sample ID	TWBD41506-04L-0804-01
Lab Sample ID	60199807001-R
Filename	P150824B_13

Congener Group	Concentration ng/L
Total Monochloro Biphenyls	ND
Total Dichloro Biphenyls	0.676
Total Trichloro Biphenyls	0.458
Total Tetrachloro Biphenyls	0.189
Total Pentachloro Biphenyls	ND
Total Hexachloro Biphenyls	ND
Total Heptachloro Biphenyls	ND
Total Octachloro Biphenyls	ND
Total Nonachloro Biphenyls	ND
Decachloro Biphenyls	ND
Total PCBs	1.32

ND = Not Detected

REPORT OF LABORATORY ANALYSIS

This report shall not be reproduced, except in full,
without the written consent of Pace Analytical Services, Inc.

Building 4
September 2015 Temporary Well Water Levels
(This report includes Abandoned Fuel Line water levels)

Pace Analytical Services, Inc.
9608 Loiret Blvd.
Lenexa, KS 66219
(913)599-5665

October 09, 2015

Request #6630

Mr. Joe Baker
HONEYWELL FM & T, LLC
14510 Botts Rd
Kansas City, MO 64147

Received 10/9/2015

RE: Project: FIELD HONEYWELL STATIC DEPTH D
Pace Project No.: 60204348

Dear Mr. Baker:
Enclosed are the analytical results for sample(s) received by the laboratory on October 05, 2015. The results relate only to the samples included in this report. Results reported herein conform to the most current TNI standards and the laboratory's Quality Assurance Manual, where applicable, unless otherwise noted in the body of the report.

If you have any questions concerning this report, please feel free to contact me.

Sincerely,

Brad Godwin
brad.godwin@pacelabs.com
PM Lab Management

Enclosures

cc: Mr. Garry LaBelle, HONEYWELL FM&T
Mr. Steve Ramm, HONEYWELL FM & T, LLC
Mr. MIKE STITES, HONEYWELL FM & T, LLC

REPORT OF LABORATORY ANALYSIS

This report shall not be reproduced, except in full,
without the written consent of Pace Analytical Services, Inc..

Temp Wells 1509

Pace Analytical Services, Inc.
9608 Loiret Blvd.
Lenexa, KS 66219
(913)599-5665

CERTIFICATIONS

Project: FIELD HONEYWELL STATIC DEPTH D
Pace Project No.: 60204348

Kansas Certification IDs
9608 Loiret Boulevard, Lenexa, KS 66219
WY STR Certification #: 2456.01
Arkansas Certification #: 15-016-0
Illinois Certification #: 003097
Iowa Certification #: 118
Kansas/NELAP Certification #: E-10116
Louisiana Certification #: 03055
Nevada Certification #: KS000212008A
Oklahoma Certification #: 9205/9935
Texas Certification #: T104704407
Utah Certification #: KS00021

REPORT OF LABORATORY ANALYSIS

This report shall not be reproduced, except in full,
without the written consent of Pace Analytical Services, Inc..

Pace Analytical Services, Inc.
9608 Loiret Blvd.
Lenexa, KS 66219
(913)599-5665

ANALYTICAL RESULTS

Project: FIELD HONEYWELL STATIC DEPTH D
Pace Project No.: 60204348

Sample: TWAFL1506-01U-150925-44 **Lab ID: 60204348001** Collected: 09/25/15 10:11 Received: 10/05/15 15:00 Matrix: Water

Parameters	Results	Units	Report Limit	DF	Prepared	Analyzed	CAS No.	Qual
Monitoring Well Data	Analytical Method:							
Static Water Level	**10.18**	feet		1		09/25/15 10:11		

Sample: TWAFL1506-02L-150925-44 **Lab ID: 60204348002** Collected: 09/25/15 10:09 Received: 10/05/15 15:00 Matrix: Water

Parameters	Results	Units	Report Limit	DF	Prepared	Analyzed	CAS No.	Qual
Monitoring Well Data	Analytical Method:							
Static Water Level	**10.56**	feet		1		09/25/15 10:09		

Sample: TWAFL1506-03U-150925-44 **Lab ID: 60204348003** Collected: 09/25/15 10:02 Received: 10/05/15 15:00 Matrix: Water

Parameters	Results	Units	Report Limit	DF	Prepared	Analyzed	CAS No.	Qual
Monitoring Well Data	Analytical Method:							
Static Water Level	**9.35**	feet		1		09/25/15 10:02		

Sample: TWAFL1506-04L-150925-44 **Lab ID: 60204348004** Collected: 09/25/15 10:04 Received: 10/05/15 15:00 Matrix: Water

Parameters	Results	Units	Report Limit	DF	Prepared	Analyzed	CAS No.	Qual
Monitoring Well Data	Analytical Method:							
Static Water Level	**10.15**	feet		1		09/25/15 10:04		

Sample: TWAFL1506-05U-150925-44 **Lab ID: 60204348005** Collected: 09/25/15 13:01 Received: 10/05/15 15:00 Matrix: Water

Parameters	Results	Units	Report Limit	DF	Prepared	Analyzed	CAS No.	Qual
Monitoring Well Data	Analytical Method:							
Static Water Level	**7.19**	feet		1		09/25/15 13:01		

Sample: TWAFL1506-06L-150925-44 **Lab ID: 60204348006** Collected: 09/25/15 13:04 Received: 10/05/15 15:00 Matrix: Water

Parameters	Results	Units	Report Limit	DF	Prepared	Analyzed	CAS No.	Qual
Monitoring Well Data	Analytical Method:							
Static Water Level	**7.49**	feet		1		09/25/15 13:04		

REPORT OF LABORATORY ANALYSIS

This report shall not be reproduced, except in full,
without the written consent of Pace Analytical Services, Inc..

Pace Analytical Services, Inc.
9608 Loiret Blvd.
Lenexa, KS 66219
(913)599-5665

ANALYTICAL RESULTS

Project: FIELD HONEYWELL STATIC DEPTH D
Pace Project No.: 60204348

Sample: TWAFL1506-07U-150925-44 **Lab ID: 60204348007** Collected: 09/25/15 12:51 Received: 10/05/15 15:00 Matrix: Water

Parameters	Results	Units	Report Limit	DF	Prepared	Analyzed	CAS No.	Qual
Monitoring Well Data	Analytical Method:							
Static Water Level	**9.73**	feet		1		09/25/15 12:51		

Sample: TWAFL1506-08L-150925-44 **Lab ID: 60204348008** Collected: 09/25/15 12:54 Received: 10/05/15 15:00 Matrix: Water

Parameters	Results	Units	Report Limit	DF	Prepared	Analyzed	CAS No.	Qual
Monitoring Well Data	Analytical Method:							
Static Water Level	**9.99**	feet		1		09/25/15 12:54		

Sample: TWAFL1506-09U-150925-44 **Lab ID: 60204348009** Collected: 09/25/15 13:11 Received: 10/05/15 15:00 Matrix: Water

Parameters	Results	Units	Report Limit	DF	Prepared	Analyzed	CAS No.	Qual
Monitoring Well Data	Analytical Method:							
Static Water Level	**9.55**	feet		1		09/25/15 13:11		

Sample: TWAFL1506-10L-150925-44 **Lab ID: 60204348010** Collected: 09/25/15 13:13 Received: 10/05/15 15:00 Matrix: Water

Parameters	Results	Units	Report Limit	DF	Prepared	Analyzed	CAS No.	Qual
Monitoring Well Data	Analytical Method:							
Static Water Level	**9.52**	feet		1		09/25/15 13:13		

Sample: KC84-012L-150925-44 **Lab ID: 60204348011** Collected: 09/25/15 10:20 Received: 10/05/15 15:00 Matrix: Water

Parameters	Results	Units	Report Limit	DF	Prepared	Analyzed	CAS No.	Qual
Monitoring Well Data	Analytical Method:							
Static Water Level	**10.20**	feet		1		09/25/15 10:20		

Sample: KC84-012U-150925-44 **Lab ID: 60204348012** Collected: 09/25/15 10:19 Received: 10/05/15 15:00 Matrix: Water

Parameters	Results	Units	Report Limit	DF	Prepared	Analyzed	CAS No.	Qual
Monitoring Well Data	Analytical Method:							
Static Water Level	**10.46**	feet		1		09/25/15 10:19		

REPORT OF LABORATORY ANALYSIS

This report shall not be reproduced, except in full,
without the written consent of Pace Analytical Services, Inc..

Pace Analytical Services, Inc.
9608 Loiret Blvd.
Lenexa, KS 66219
(913)599-5665

ANALYTICAL RESULTS

Project: FIELD HONEYWELL STATIC DEPTH D
Pace Project No.: 60204348

Sample: KC85-030L-150925-44 **Lab ID: 60204348013** Collected: 09/25/15 12:48 Received: 10/05/15 15:00 Matrix: Water

Parameters	Results	Units	Report Limit	DF	Prepared	Analyzed	CAS No.	Qual
Monitoring Well Data	Analytical Method:							
Static Water Level	**8.28**	feet		1		09/25/15 12:48		

Sample: KC89-102L-150925-44 **Lab ID: 60204348014** Collected: 09/25/15 10:49 Received: 10/05/15 15:00 Matrix: Water

Parameters	Results	Units	Report Limit	DF	Prepared	Analyzed	CAS No.	Qual
Monitoring Well Data	Analytical Method:							
Static Water Level	**13.50**	feet		1		09/25/15 10:49		

Sample: KC91-149L-150925-44 **Lab ID: 60204348015** Collected: 09/25/15 14:01 Received: 10/05/15 15:00 Matrix: Water

Parameters	Results	Units	Report Limit	DF	Prepared	Analyzed	CAS No.	Qual
Monitoring Well Data	Analytical Method:							
Static Water Level	**9.37**	feet		1		09/25/15 14:01		

Sample: KC91-149U-150925-44 **Lab ID: 60204348016** Collected: 09/25/15 13:58 Received: 10/05/15 15:00 Matrix: Water

Parameters	Results	Units	Report Limit	DF	Prepared	Analyzed	CAS No.	Qual
Monitoring Well Data	Analytical Method:							
Static Water Level	**9.56**	feet		1		09/25/15 13:58		

Sample: KC91-152L-150925-44 **Lab ID: 60204348017** Collected: 09/25/15 11:25 Received: 10/05/15 15:00 Matrix: Water

Parameters	Results	Units	Report Limit	DF	Prepared	Analyzed	CAS No.	Qual
Monitoring Well Data	Analytical Method:							
Static Water Level	**14.10**	feet		1		09/25/15 11:25		

Sample: KC91-152U-150925-44 **Lab ID: 60204348018** Collected: 09/25/15 11:24 Received: 10/05/15 15:00 Matrix: Water

Parameters	Results	Units	Report Limit	DF	Prepared	Analyzed	CAS No.	Qual
Monitoring Well Data	Analytical Method:							
Static Water Level	**13.70**	feet		1		09/25/15 11:24		

REPORT OF LABORATORY ANALYSIS

This report shall not be reproduced, except in full,
without the written consent of Pace Analytical Services, Inc..

Pace Analytical Services, Inc.
9608 Loiret Blvd.
Lenexa, KS 66219
(913)599-5665

ANALYTICAL RESULTS

Project: FIELD HONEYWELL STATIC DEPTH D
Pace Project No.: 60204348

Sample: KC91-155L-150925-44 **Lab ID: 60204348019** Collected: 09/25/15 12:22 Received: 10/05/15 15:00 Matrix: Water

Parameters	Results	Units	Report Limit	DF	Prepared	Analyzed	CAS No.	Qual
Monitoring Well Data	Analytical Method:							
Static Water Level	**6.92**	feet		1		09/25/15 12:22		

Sample: KC91-155U-150925-44 **Lab ID: 60204348020** Collected: 09/25/15 12:20 Received: 10/05/15 15:00 Matrix: Water

Parameters	Results	Units	Report Limit	DF	Prepared	Analyzed	CAS No.	Qual
Monitoring Well Data	Analytical Method:							
Static Water Level	**6.83**	feet		1		09/25/15 12:20		

Sample: KC91-156L-150925-44 **Lab ID: 60204348021** Collected: 09/25/15 11:33 Received: 10/05/15 15:00 Matrix: Water

Parameters	Results	Units	Report Limit	DF	Prepared	Analyzed	CAS No.	Qual
Monitoring Well Data	Analytical Method:							
Static Water Level	**14.00**	feet		1		09/25/15 11:33		

Sample: KC91-156U-150925-44 **Lab ID: 60204348022** Collected: 09/25/15 11:32 Received: 10/05/15 15:00 Matrix: Water

Parameters	Results	Units	Report Limit	DF	Prepared	Analyzed	CAS No.	Qual
Monitoring Well Data	Analytical Method:							
Static Water Level	**13.99**	feet		1		09/25/15 11:32		

Sample: KC91-176L-150925-44 **Lab ID: 60204348023** Collected: 09/25/15 12:29 Received: 10/05/15 15:00 Matrix: Water

Parameters	Results	Units	Report Limit	DF	Prepared	Analyzed	CAS No.	Qual
Monitoring Well Data	Analytical Method:							
Static Water Level	**9.61**	feet		1		09/25/15 12:29		

Sample: KC91-176U-150925-44 **Lab ID: 60204348024** Collected: 09/25/15 12:27 Received: 10/05/15 15:00 Matrix: Water

Parameters	Results	Units	Report Limit	DF	Prepared	Analyzed	CAS No.	Qual
Monitoring Well Data	Analytical Method:							
Static Water Level	**9.39**	feet		1		09/25/15 12:27		

REPORT OF LABORATORY ANALYSIS

This report shall not be reproduced, except in full,
without the written consent of Pace Analytical Services, Inc..

Pace Analytical Services, Inc.
9608 Loiret Blvd.
Lenexa, KS 66219
(913)599-5665

ANALYTICAL RESULTS

Project: FIELD HONEYWELL STATIC DEPTH D
Pace Project No.: 60204348

Sample: OW-001L-150925-44 **Lab ID: 60204348025** Collected: 09/25/15 09:07 Received: 10/05/15 15:00 Matrix: Water

Parameters	Results	Units	Report Limit	DF	Prepared	Analyzed	CAS No.	Qual
Monitoring Well Data	Analytical Method:							
Static Water Level	**7.81**	feet		1		09/25/15 09:07		

Sample: TWBD41506-01L-150925-44 **Lab ID: 60204348026** Collected: 09/25/15 11:43 Received: 10/05/15 15:00 Matrix: Water

Parameters	Results	Units	Report Limit	DF	Prepared	Analyzed	CAS No.	Qual
Monitoring Well Data	Analytical Method:							
Static Water Level	**9.19**	feet		1		09/25/15 11:43		

Sample: TWBD41506-02L-150925-44 **Lab ID: 60204348027** Collected: 09/25/15 12:03 Received: 10/05/15 15:00 Matrix: Water

Parameters	Results	Units	Report Limit	DF	Prepared	Analyzed	CAS No.	Qual
Monitoring Well Data	Analytical Method:							
Static Water Level	**10.82**	feet		1		09/25/15 12:03		

Sample: TWBD41506-03L-150925-44 **Lab ID: 60204348028** Collected: 09/25/15 11:56 Received: 10/05/15 15:00 Matrix: Water

Parameters	Results	Units	Report Limit	DF	Prepared	Analyzed	CAS No.	Qual
Monitoring Well Data	Analytical Method:							
Static Water Level	**11.85**	feet		1		09/25/15 11:56		

Sample: TWBD41506-04L-150925-44 **Lab ID: 60204348029** Collected: 09/25/15 11:49 Received: 10/05/15 15:00 Matrix: Water

Parameters	Results	Units	Report Limit	DF	Prepared	Analyzed	CAS No.	Qual
Monitoring Well Data	Analytical Method:							
Static Water Level	**11.64**	feet		1		09/25/15 11:49		

Sample: KC89-102U-150925-44 **Lab ID: 60204348030** Collected: 09/25/15 10:47 Received: 10/05/15 15:00 Matrix: Water

Parameters	Results	Units	Report Limit	DF	Prepared	Analyzed	CAS No.	Qual
Monitoring Well Data	Analytical Method:							
Static Water Level	**13.16**	feet		1		09/25/15 10:47		

REPORT OF LABORATORY ANALYSIS

This report shall not be reproduced, except in full,
without the written consent of Pace Analytical Services, Inc..

Pace Analytical Services, Inc.
9608 Loiret Blvd.
Lenexa, KS 66219
(913)599-5665

QUALIFIERS

Project: FIELD HONEYWELL STATIC DEPTH D
Pace Project No.: 60204348

DEFINITIONS

DF - Dilution Factor, if reported, represents the factor applied to the reported data due to dilution of the sample aliquot.

ND - Not Detected at or above adjusted reporting limit.

J - Estimated concentration above the adjusted method detection limit and below the adjusted reporting limit.

MDL - Adjusted Method Detection Limit.

PQL - Practical Quantitation Limit.

RL - Reporting Limit.

S - Surrogate

1,2-Diphenylhydrazine decomposes to and cannot be separated from Azobenzene using Method 8270. The result for each analyte is a combined concentration.

Consistent with EPA guidelines, unrounded data are displayed and have been used to calculate % recovery and RPD values.

LCS(D) - Laboratory Control Sample (Duplicate)

MS(D) - Matrix Spike (Duplicate)

DUP - Sample Duplicate

RPD - Relative Percent Difference

NC - Not Calculable.

SG - Silica Gel - Clean-Up

U - Indicates the compound was analyzed for, but not detected.

N-Nitrosodiphenylamine decomposes and cannot be separated from Diphenylamine using Method 8270. The result reported for each analyte is a combined concentration.

Pace Analytical is TNI accredited. Contact your Pace PM for the current list of accredited analytes.

TNI - The NELAC Institute.

LABORATORIES

PASI-K Pace Analytical Services - Kansas City

This report shall not be reproduced, except in full,
without the written consent of Pace Analytical Services, Inc..

Pace Analytical Services, Inc.
9608 Loiret Blvd.
Lenexa, KS 66219
(913)599-5665

QUALITY CONTROL DATA CROSS REFERENCE TABLE

Project: FIELD HONEYWELL STATIC DEPTH D
Pace Project No.: 60204348

Lab ID	Sample ID	QC Batch Method	QC Batch	Analytical Method	Analytical Batch
60204348001	TWAFL1506-01U-150925-44		FLD/15980		
60204348002	TWAFL1506-02L-150925-44		FLD/15980		
60204348003	TWAFL1506-03U-150925-44		FLD/15980		
60204348004	TWAFL1506-04L-150925-44		FLD/15980		
60204348005	TWAFL1506-05U-150925-44		FLD/15980		
60204348006	TWAFL1506-06L-150925-44		FLD/15980		
60204348007	TWAFL1506-07U-150925-44		FLD/15980		
60204348008	TWAFL1506-08L-150925-44		FLD/15980		
60204348009	TWAFL1506-09U-150925-44		FLD/15980		
60204348010	TWAFL1506-10L-150925-44		FLD/15980		
60204348011	KC84-012L-150925-44		FLD/15980		
60204348012	KC84-012U-150925-44		FLD/15980		
60204348013	KC85-030L-150925-44		FLD/15980		
60204348014	KC89-102L-150925-44		FLD/15980		
60204348015	KC91-149L-150925-44		FLD/15980		
60204348016	KC91-149U-150925-44		FLD/15980		
60204348017	KC91-152L-150925-44		FLD/15980		
60204348018	KC91-152U-150925-44		FLD/15980		
60204348019	KC91-155L-150925-44		FLD/15980		
60204348020	KC91-155U-150925-44		FLD/15980		
60204348021	KC91-156L-150925-44		FLD/15980		
60204348022	KC91-156U-150925-44		FLD/15980		
60204348023	KC91-176L-150925-44		FLD/15980		
60204348024	KC91-176U-150925-44		FLD/15980		
60204348025	OW-001L-150925-44		FLD/15980		
60204348026	TWBD41506-01L-150925-44		FLD/15980		
60204348027	TWBD41506-02L-150925-44		FLD/15980		
60204348028	TWBD41506-03L-150925-44		FLD/15980		
60204348029	TWBD41506-04L-150925-44		FLD/15980		
60204348030	KC89-102U-150925-44		FLD/15980		

This report shall not be reproduced, except in full,
without the written consent of Pace Analytical Services, Inc..

WO# : 60204348

60204348

Pace Analytical

Field Honeywell Static Depth Data Sheet

CLIENT: Honeywell FM&T

Sample Identification	Date	Time	Static Depth to Water, ft. to 0.01	
TWAFL1506-01U-150925 - 44	9/25/15	1011	10.18	001
TWAFL1506-02L-150925 - 44	9/25/15	1009	10.56	002
TWAFL1506-03U-150925 - 44	9/25/15	1002	9.35	003
TWAFL1506-04L-150925 - 44	9/25/15	1004	10.15	004
TWAFL1506-05U-150925 - 44	9/25/15	1301	7.19	005
TWAFL1506-06L-150925 - 44	9/25/15	1304	7.49	006
TWAFL1506-07U-150925 - 44	9/25/15	1251	9.73	007
TWAFL1506-08L-150925 - 44	9/25/15	1254	9.99	008
TWAFL1506-09U-150925 - 44	9/25/15	1311	9.55	009
TWAFL1506-10L-150925 - 44	9/25/15	1313	9.52	010

Date: 10/5/15

Signature: Heidelman

60204348

Pace Analytical
Field Honeywell Static Depth Data Sheet

CLIENT: Honeywell FM&T

Sample Identification	Date	Time	Static Depth to Water, ft. to 0.01	
KC84-012L-150925 - 44	9/25/15	1020	10.20	011
KC84-012U-150925 - 44	9/25/15	1019	10.48	012
KC85-030L-150925 - 44	9/25/15	1248	8.28	013
KC89-102L-150925 - 44	9/25/15	1045	13.50	014
KC89-102U-150925 - 44	9/25/15	1047	13.10	030
KC91-149L-150925 - 44	9/25/15	1401	9.37	015
KC91-149U-150925 - 44	9/25/15	1358	9.56	016
KC91-152L-150925 - 44	9/25/15	1125	14.10	017
KC91-152U-150925 - 44	9/25/15	1124	13.70	018
KC91-155L-150925 - 44	9/25/15	1222	6.92	019
KC91-155U-150925 - 44	9/25/15	1220	6.83	020
KC91-156L-150925 - 44	9/25/15	1133	14.00	021
KC91-156U-150925 - 44	9/25/15	1132	13.99	022
KC91-176L-150925 - 44	9/25/15	1229	9.61	023
KC91-176U-150925 - 44	9/25/15	1227	9.39	024
OW-001L-150925 - 44	9/25/15	907	7.81	025

Date: 10/5/15

Signature: [signature]

60204348

Pace Analytical
Field Honeywell Static Depth Data Sheet

CLIENT: Honeywell FM&T

Sample Identification	Date	Time	Static Depth to Water, ft. to 0.01	
TWBD41506-01L-~~14~~ 15095 - 44 LR 10-5-15	9/25/15	~~1011~~ 1143 LR 10-5-15	~~10.78~~ 9.19 LR 10-5-15	026
TWBD41506-02L-~~14~~ 15095 - 44 LR 10-5-15	9/25/15	1203	10.82	027
TWBD41506-03L-~~14~~ 15095 - 44 LR 10-5-15	9/25/15	1156	11.85	028
TWBD41506-04L-~~14~~ 15095 - 44 LR 10-5-15	9/25/15	1149	11.64	029

Date: 10/5/15

Signature: [signature]

Building 4
September 2015 Temporary Well Analytical Results

Pace Analytical Services, Inc.
9608 Loiret Blvd.
Lenexa, KS 66219
(913)599-5665

October 29, 2015

Request 6630 Received 10/29/15

Mr. MIKE STITES
HONEYWELL FM & T, LLC
KANSAS CITY DIVISION
PO BOX 419159
KANSAS CITY, MO 641416159

RE: Project: Temp Wells BLDG 4
Pace Project No.: 60203772

Dear Mr. STITES:
Enclosed are the analytical results for sample(s) received by the laboratory between September 28, 2015 and September 29, 2015. The results relate only to the samples included in this report. Results reported herein conform to the most current TNI standards and the laboratory's Quality Assurance Manual, where applicable, unless otherwise noted in the body of the report.

If you have any questions concerning this report, please feel free to contact me.

Sincerely,

Brad Godwin
brad.godwin@pacelabs.com
PM Lab Management

Enclosures

cc: Mr. Joe Baker, HONEYWELL FM & T, LLC
Mr. Garry LaBelle, HONEYWELL FM&T
Mr. Steve Ramm, HONEYWELL FM & T, LLC

REPORT OF LABORATORY ANALYSIS

This report shall not be reproduced, except in full,
without the written consent of Pace Analytical Services, Inc..

Pace Analytical Services, Inc.
9608 Loiret Blvd.
Lenexa, KS 66219
(913)599-5665

CERTIFICATIONS

Project: Temp Wells BLDG 4
Pace Project No.: 60203772

Kansas Certification IDs
9608 Loiret Boulevard, Lenexa, KS 66219
WY STR Certification #: 2456.01
Arkansas Certification #: 15-016-0
Illinois Certification #: 003097
Iowa Certification #: 118
Kansas/NELAP Certification #: E-10116
Louisiana Certification #: 03055
Nevada Certification #: KS000212008A
Oklahoma Certification #: 9205/9935
Texas Certification #: T104704407
Utah Certification #: KS00021

REPORT OF LABORATORY ANALYSIS

This report shall not be reproduced, except in full,
without the written consent of Pace Analytical Services, Inc..

Pace Analytical Services, Inc.
9608 Loiret Blvd.
Lenexa, KS 66219
(913)599-5665

SAMPLE SUMMARY

Project: Temp Wells BLDG 4
Pace Project No.: 60203772

Lab ID	Sample ID	Matrix	Date Collected	Date Received
60203772001	**TWBD41506-01L-150928-01**	Water	09/28/15 13:34	09/28/15 14:53
60203772002	**TWBD41506-04L-150928-01**	Water	09/28/15 12:38	09/28/15 14:53
60203772003	**TWBD41506-02L-150929-01**	Water	09/29/15 11:10	09/29/15 14:53
60203772004	**TWBD41506-03L-150929-01**	Water	09/29/15 09:59	09/29/15 14:53
60203772005	**QATB-150929-01**	Water	09/29/15 09:08	09/29/15 14:53
60203772006	**QAEB-150929-02**	Water	09/29/15 10:46	09/29/15 14:53

This report shall not be reproduced, except in full,
without the written consent of Pace Analytical Services, Inc..

Pace Analytical Services, Inc.
9608 Loiret Blvd.
Lenexa, KS 66219
(913)599-5665

SAMPLE ANALYTE COUNT

Project: Temp Wells BLDG 4
Pace Project No.: 60203772

Lab ID	Sample ID	Method	Analysts	Analytes Reported	Laboratory
60203772001	**TWBD41506-01L-150928-01**	EPA 8015B	JDE	4	PASI-K
		EPA 6010	SMW	7	PASI-K
		EPA 6010	JGP	7	PASI-K
		EPA 7470	ZBM	1	PASI-K
		EPA 7470	ZBM	1	PASI-K
		EPA 8270 by SIM	NAW	19	PASI-K
		EPA 5030B/8260	PGH	42	PASI-K
		EPA 8260	JDH	5	PASI-K
60203772002	**TWBD41506-04L-150928-01**	EPA 8015B	JDE	4	PASI-K
		EPA 6010	SMW	7	PASI-K
		EPA 6010	JGP	7	PASI-K
		EPA 7470	ZBM	1	PASI-K
		EPA 7470	ZBM	1	PASI-K
		EPA 8270 by SIM	NAW	19	PASI-K
		EPA 5030B/8260	PGH	42	PASI-K
		EPA 8260	JDH	5	PASI-K
60203772003	**TWBD41506-02L-150929-01**	EPA 8015B	JDE	4	PASI-K
		EPA 6010	JGP	7	PASI-K
		EPA 6010	JGP	7	PASI-K
		EPA 7470	ZBM	1	PASI-K
		EPA 7470	ZBM	1	PASI-K
		EPA 8270 by SIM	NAW	19	PASI-K
		EPA 5030B/8260	PGH	42	PASI-K
		EPA 8260	JDH	5	PASI-K
60203772004	**TWBD41506-03L-150929-01**	EPA 8015B	JDE	4	PASI-K
		EPA 6010	JGP	7	PASI-K
		EPA 6010	JGP	7	PASI-K
		EPA 7470	ZBM	1	PASI-K
		EPA 7470	ZBM	1	PASI-K
		EPA 8270 by SIM	NAW	19	PASI-K
		EPA 5030B/8260	PGH	42	PASI-K
		EPA 8260	JDH	5	PASI-K
60203772005	**QATB-150929-01**	EPA 5030B/8260	PGH	42	PASI-K
60203772006	**QAEB-150929-02**	EPA 5030B/8260	PGH	42	PASI-K

This report shall not be reproduced, except in full,
without the written consent of Pace Analytical Services, Inc..

Pace Analytical Services, Inc.
9608 Loiret Blvd.
Lenexa, KS 66219
(913)599-5665

ANALYTICAL RESULTS

Project: Temp Wells BLDG 4
Pace Project No.: 60203772

Sample: TWBD41506-01L-150928-01 **Lab ID: 60203772001** Collected: 09/28/15 13:34 Received: 09/28/15 14:53 Matrix: Water

Parameters	Results	Units	Report Limit	DF	Prepared	Analyzed	CAS No.	Qual
Field Specific Conductance	Analytical Method: EPA 120.1							
Specific Conductance	**3220**	umhos/cm	1.0	1		09/28/15 13:34		
4500H+ pH, Electrometric	Analytical Method: SM 4500-H+B							
pH	**6.4**	Std. Units	0.10	1		09/28/15 13:34		
Field Temperature	Analytical Method: SM 2550B							
Temperature	**18.4**	deg C	0.10	1		09/28/15 13:34		
Monitoring Well Data	Analytical Method:							
Collected By	**LGR**			1		09/28/15 13:34		
8015B Diesel Range Organics	Analytical Method: EPA 8015B Preparation Method: EPA 3510C							
TPH-DRO (C10-C28)	ND	mg/L	0.50	1	10/02/15 00:00	10/04/15 16:51		1e
TPH-ORO (C28-C35)	ND	mg/L	0.50	1	10/02/15 00:00	10/04/15 16:51		1e
Surrogates								
p-Terphenyl (S)	82	%	31-126	1	10/02/15 00:00	10/04/15 16:51	92-94-4	
n-Tetracosane (S)	74	%	20-126	1	10/02/15 00:00	10/04/15 16:51	646-31-1	
6010 MET ICP	Analytical Method: EPA 6010 Preparation Method: EPA 3010							
Arsenic	**46.9**	ug/L	10.0	1	10/01/15 11:45	10/02/15 13:04	7440-38-2	
Barium	**1540**	ug/L	10.0	1	10/01/15 11:45	10/02/15 13:04	7440-39-3	
Cadmium	ND	ug/L	5.0	1	10/01/15 11:45	10/02/15 13:04	7440-43-9	
Chromium	**10.4**	ug/L	5.0	1	10/01/15 11:45	10/02/15 13:04	7440-47-3	
Lead	**13.4**	ug/L	5.0	1	10/01/15 11:45	10/02/15 13:04	7439-92-1	
Selenium	ND	ug/L	15.0	1	10/01/15 11:45	10/02/15 13:04	7782-49-2	
Silver	ND	ug/L	7.0	1	10/01/15 11:45	10/02/15 13:04	7440-22-4	
6010 MET ICP, Dissolved	Analytical Method: EPA 6010 Preparation Method: EPA 3010							
Arsenic, Dissolved	**34.5**	ug/L	10.0	1	10/05/15 16:10	10/07/15 14:58	7440-38-2	
Barium, Dissolved	**1550**	ug/L	10.0	1	10/05/15 16:10	10/07/15 14:58	7440-39-3	D9
Cadmium, Dissolved	ND	ug/L	5.0	1	10/05/15 16:10	10/07/15 14:58	7440-43-9	
Chromium, Dissolved	ND	ug/L	5.0	1	10/05/15 16:10	10/07/15 14:58	7440-47-3	
Lead, Dissolved	ND	ug/L	5.0	1	10/05/15 16:10	10/07/15 14:58	7439-92-1	
Selenium, Dissolved	ND	ug/L	15.0	1	10/05/15 16:10	10/07/15 14:58	7782-49-2	
Silver, Dissolved	ND	ug/L	7.0	1	10/05/15 16:10	10/07/15 14:58	7440-22-4	
7470 Mercury	Analytical Method: EPA 7470 Preparation Method: EPA 7470							
Mercury	ND	ug/L	0.20	1	09/30/15 11:50	10/01/15 11:33	7439-97-6	
7470 Mercury, Dissolved	Analytical Method: EPA 7470 Preparation Method: EPA 7470							
Mercury, Dissolved	ND	ug/L	0.20	1	09/30/15 11:50	09/30/15 15:39	7439-97-6	
8270 MSSV PAH by SIM	Analytical Method: EPA 8270 by SIM Preparation Method: EPA 3510							
Acenaphthene	ND	ug/L	0.10	1	10/07/15 00:00	10/09/15 15:14	83-32-9	1e,H2
Acenaphthylene	ND	ug/L	0.10	1	10/07/15 00:00	10/09/15 15:14	208-96-8	1e,H2

REPORT OF LABORATORY ANALYSIS

This report shall not be reproduced, except in full,
without the written consent of Pace Analytical Services, Inc..

Pace Analytical Services, Inc.
9608 Loiret Blvd.
Lenexa, KS 66219
(913)599-5665

ANALYTICAL RESULTS

Project: Temp Wells BLDG 4
Pace Project No.: 60203772

Sample: TWBD41506-01L-150928-01 **Lab ID: 60203772001** Collected: 09/28/15 13:34 Received: 09/28/15 14:53 Matrix: Water

Parameters	Results	Units	Report Limit	DF	Prepared	Analyzed	CAS No.	Qual
8270 MSSV PAH by SIM	Analytical Method: EPA 8270 by SIM Preparation Method: EPA 3510							
Anthracene	ND	ug/L	0.10	1	10/07/15 00:00	10/09/15 15:14	120-12-7	1e,H2
Benzo(a)anthracene	ND	ug/L	0.10	1	10/07/15 00:00	10/09/15 15:14	56-55-3	1e,H2
Benzo(a)pyrene	ND	ug/L	0.10	1	10/07/15 00:00	10/09/15 15:14	50-32-8	1e,H2
Benzo(b)fluoranthene	ND	ug/L	0.10	1	10/07/15 00:00	10/09/15 15:14	205-99-2	1e,H2
Benzo(g,h,i)perylene	ND	ug/L	0.10	1	10/07/15 00:00	10/09/15 15:14	191-24-2	1e,H2
Benzo(k)fluoranthene	ND	ug/L	0.10	1	10/07/15 00:00	10/09/15 15:14	207-08-9	1e,H2
Chrysene	ND	ug/L	0.10	1	10/07/15 00:00	10/09/15 15:14	218-01-9	1e,H2
Dibenz(a,h)anthracene	ND	ug/L	0.10	1	10/07/15 00:00	10/09/15 15:14	53-70-3	1e,H2
1,4-Dioxane (p-Dioxane)	ND	ug/L	0.50	1	10/07/15 00:00	10/08/15 16:48	123-91-1	1e,H2
Fluoranthene	ND	ug/L	0.10	1	10/07/15 00:00	10/09/15 15:14	206-44-0	1e,H2
Fluorene	ND	ug/L	0.10	1	10/07/15 00:00	10/09/15 15:14	86-73-7	1e,H2
Indeno(1,2,3-cd)pyrene	ND	ug/L	0.10	1	10/07/15 00:00	10/09/15 15:14	193-39-5	1e,H2
Naphthalene	ND	ug/L	0.50	1	10/07/15 00:00	10/09/15 15:14	91-20-3	1e,H2
Phenanthrene	ND	ug/L	0.50	1	10/07/15 00:00	10/09/15 15:14	85-01-8	1e,H2
Pyrene	ND	ug/L	0.10	1	10/07/15 00:00	10/09/15 15:14	129-00-0	1e,H2
Surrogates								
2-Fluorobiphenyl (S)	82	%	42-113	1	10/07/15 00:00	10/09/15 15:14	321-60-8	
Terphenyl-d14 (S)	80	%	50-118	1	10/07/15 00:00	10/09/15 15:14	1718-51-0	
8260 MSV	Analytical Method: EPA 5030B/8260							
Acetone	ND	ug/L	10.0	1		10/09/15 18:41	67-64-1	
Benzene	ND	ug/L	2.0	1		10/09/15 18:41	71-43-2	
Bromodichloromethane	ND	ug/L	1.0	1		10/09/15 18:41	75-27-4	
Bromoform	ND	ug/L	2.0	1		10/09/15 18:41	75-25-2	
Bromomethane	ND	ug/L	3.0	1		10/09/15 18:41	74-83-9	
2-Butanone (MEK)	ND	ug/L	5.0	1		10/09/15 18:41	78-93-3	
Carbon disulfide	ND	ug/L	5.0	1		10/09/15 18:41	75-15-0	
Carbon tetrachloride	ND	ug/L	1.2	1		10/09/15 18:41	56-23-5	
Chlorobenzene	ND	ug/L	0.70	1		10/09/15 18:41	108-90-7	
Chloroethane	ND	ug/L	5.2	1		10/09/15 18:41	75-00-3	
Chloroform	ND	ug/L	0.50	1		10/09/15 18:41	67-66-3	
Chloromethane	ND	ug/L	0.80	1		10/09/15 18:41	74-87-3	
Dibromochloromethane	ND	ug/L	0.90	1		10/09/15 18:41	124-48-1	
1,2-Dichlorobenzene	ND	ug/L	1.0	1		10/09/15 18:41	95-50-1	
1,3-Dichlorobenzene	ND	ug/L	1.0	1		10/09/15 18:41	541-73-1	
1,4-Dichlorobenzene	ND	ug/L	1.0	1		10/09/15 18:41	106-46-7	
1,1-Dichloroethane	ND	ug/L	0.70	1		10/09/15 18:41	75-34-3	
1,2-Dichloroethane	ND	ug/L	0.50	1		10/09/15 18:41	107-06-2	
1,2-Dichloroethene (Total)	ND	ug/L	5.0	1		10/09/15 18:41	540-59-0	
1,1-Dichloroethene	ND	ug/L	1.3	1		10/09/15 18:41	75-35-4	
1,2-Dichloropropane	ND	ug/L	0.50	1		10/09/15 18:41	78-87-5	
cis-1,3-Dichloropropene	ND	ug/L	3.4	1		10/09/15 18:41	10061-01-5	
trans-1,3-Dichloropropene	ND	ug/L	0.60	1		10/09/15 18:41	10061-02-6	
Ethylbenzene	ND	ug/L	2.0	1		10/09/15 18:41	100-41-4	
2-Hexanone	ND	ug/L	5.0	1		10/09/15 18:41	591-78-6	
Methylene chloride	ND	ug/L	2.5	1		10/09/15 18:41	75-09-2	
4-Methyl-2-pentanone (MIBK)	ND	ug/L	5.0	1		10/09/15 18:41	108-10-1	

REPORT OF LABORATORY ANALYSIS

This report shall not be reproduced, except in full,
without the written consent of Pace Analytical Services, Inc..

Pace Analytical Services, Inc.
9608 Loiret Blvd.
Lenexa, KS 66219
(913)599-5665

ANALYTICAL RESULTS

Project: Temp Wells BLDG 4
Pace Project No.: 60203772

Sample: TWBD41506-01L-150928-01 **Lab ID: 60203772001** Collected: 09/28/15 13:34 Received: 09/28/15 14:53 Matrix: Water

Parameters	Results	Units	Report Limit	DF	Prepared	Analyzed	CAS No.	Qual
8260 MSV	Analytical Method: EPA 5030B/8260							
Styrene	ND	ug/L	5.0	1		10/09/15 18:41	100-42-5	
1,1,2,2-Tetrachloroethane	ND	ug/L	0.50	1		10/09/15 18:41	79-34-5	
Tetrachloroethene	ND	ug/L	0.50	1		10/09/15 18:41	127-18-4	
Toluene	ND	ug/L	2.0	1		10/09/15 18:41	108-88-3	
1,1,1-Trichloroethane	ND	ug/L	0.50	1		10/09/15 18:41	71-55-6	
1,1,2-Trichloroethane	ND	ug/L	0.50	1		10/09/15 18:41	79-00-5	
Trichloroethene	ND	ug/L	1.2	1		10/09/15 18:41	79-01-6	
Trichlorofluoromethane	ND	ug/L	5.0	1		10/09/15 18:41	75-69-4	
1,1,2-Trichlorotrifluoroethane	ND	ug/L	1.0	1		10/09/15 18:41	76-13-1	
Vinyl chloride	ND	ug/L	1.8	1		10/09/15 18:41	75-01-4	
Xylene (Total)	ND	ug/L	7.0	1		10/09/15 18:41	1330-20-7	
Surrogates								
4-Bromofluorobenzene (S)	98	%	80-120	1		10/09/15 18:41	460-00-4	
1,2-Dichloroethane-d4 (S)	98	%	80-120	1		10/09/15 18:41	17060-07-0	
Toluene-d8 (S)	101	%	80-120	1		10/09/15 18:41	2037-26-5	
Preservation pH	**1.0**		0.10	1		10/09/15 18:41		
8260 MSV GRO and Oxygenates	Analytical Method: EPA 8260							
TPH-GRO	ND	ug/L	500	1		10/08/15 11:23		
Surrogates								
Toluene-d8 (S)	100	%	80-120	1		10/08/15 11:23	2037-26-5	
4-Bromofluorobenzene (S)	101	%	80-120	1		10/08/15 11:23	460-00-4	
1,2-Dichloroethane-d4 (S)	98	%	82-119	1		10/08/15 11:23	17060-07-0	
Preservation pH	**1.0**		0.10	1		10/08/15 11:23		

REPORT OF LABORATORY ANALYSIS

This report shall not be reproduced, except in full,
without the written consent of Pace Analytical Services, Inc..

Pace Analytical Services, Inc.
9608 Loiret Blvd.
Lenexa, KS 66219
(913)599-5665

ANALYTICAL RESULTS

Project: Temp Wells BLDG 4
Pace Project No.: 60203772

Sample: TWBD41506-04L-150928-01 **Lab ID: 60203772002** Collected: 09/28/15 12:38 Received: 09/28/15 14:53 Matrix: Water

Parameters	Results	Units	Report Limit	DF	Prepared	Analyzed	CAS No.	Qual
Field Specific Conductance	Analytical Method: EPA 120.1							
Specific Conductance	**3740**	umhos/cm	1.0	1		09/28/15 12:38		
4500H+ pH, Electrometric	Analytical Method: SM 4500-H+B							
pH	**6.5**	Std. Units	0.10	1		09/28/15 12:38		
Field Temperature	Analytical Method: SM 2550B							
Temperature	**19.3**	deg C	0.10	1		09/28/15 12:38		
Monitoring Well Data	Analytical Method:							
Collected By	**LGR**			1		09/28/15 12:38		
8015B Diesel Range Organics	Analytical Method: EPA 8015B Preparation Method: EPA 3510C							
TPH-DRO (C10-C28)	ND	mg/L	0.50	1	10/02/15 00:00	10/04/15 17:00		1e
TPH-ORO (C28-C35)	ND	mg/L	0.50	1	10/02/15 00:00	10/04/15 17:00		1e
Surrogates								
p-Terphenyl (S)	85	%	31-126	1	10/02/15 00:00	10/04/15 17:00	92-94-4	
n-Tetracosane (S)	79	%	20-126	1	10/02/15 00:00	10/04/15 17:00	646-31-1	
6010 MET ICP	Analytical Method: EPA 6010 Preparation Method: EPA 3010							
Arsenic	**50.8**	ug/L	10.0	1	10/01/15 11:45	10/02/15 13:07	7440-38-2	
Barium	**2290**	ug/L	10.0	1	10/01/15 11:45	10/02/15 13:07	7440-39-3	
Cadmium	ND	ug/L	5.0	1	10/01/15 11:45	10/02/15 13:07	7440-43-9	
Chromium	ND	ug/L	5.0	1	10/01/15 11:45	10/02/15 13:07	7440-47-3	
Lead	ND	ug/L	5.0	1	10/01/15 11:45	10/02/15 13:07	7439-92-1	
Selenium	ND	ug/L	15.0	1	10/01/15 11:45	10/02/15 13:07	7782-49-2	
Silver	ND	ug/L	7.0	1	10/01/15 11:45	10/02/15 13:07	7440-22-4	
6010 MET ICP, Dissolved	Analytical Method: EPA 6010 Preparation Method: EPA 3010							
Arsenic, Dissolved	**38.2**	ug/L	10.0	1	10/05/15 16:10	10/07/15 15:02	7440-38-2	
Barium, Dissolved	**2060**	ug/L	10.0	1	10/05/15 16:10	10/07/15 15:02	7440-39-3	
Cadmium, Dissolved	ND	ug/L	5.0	1	10/05/15 16:10	10/07/15 15:02	7440-43-9	
Chromium, Dissolved	ND	ug/L	5.0	1	10/05/15 16:10	10/07/15 15:02	7440-47-3	
Lead, Dissolved	ND	ug/L	5.0	1	10/05/15 16:10	10/07/15 15:02	7439-92-1	
Selenium, Dissolved	ND	ug/L	15.0	1	10/05/15 16:10	10/07/15 15:02	7782-49-2	
Silver, Dissolved	ND	ug/L	7.0	1	10/05/15 16:10	10/07/15 15:02	7440-22-4	
7470 Mercury	Analytical Method: EPA 7470 Preparation Method: EPA 7470							
Mercury	ND	ug/L	0.20	1	09/30/15 11:50	10/01/15 11:40	7439-97-6	
7470 Mercury, Dissolved	Analytical Method: EPA 7470 Preparation Method: EPA 7470							
Mercury, Dissolved	ND	ug/L	0.20	1	09/30/15 11:50	09/30/15 15:42	7439-97-6	
8270 MSSV PAH by SIM	Analytical Method: EPA 8270 by SIM Preparation Method: EPA 3510							
Acenaphthene	ND	ug/L	0.11	1	10/07/15 00:00	10/09/15 15:34	83-32-9	1e,H2
Acenaphthylene	ND	ug/L	0.11	1	10/07/15 00:00	10/09/15 15:34	208-96-8	1e,H2

REPORT OF LABORATORY ANALYSIS

This report shall not be reproduced, except in full,
without the written consent of Pace Analytical Services, Inc..

Pace Analytical Services, Inc.
9608 Loiret Blvd.
Lenexa, KS 66219
(913)599-5665

ANALYTICAL RESULTS

Project: Temp Wells BLDG 4
Pace Project No.: 60203772

Sample: TWBD41506-04L-150928-01 **Lab ID: 60203772002** Collected: 09/28/15 12:38 Received: 09/28/15 14:53 Matrix: Water

Parameters	Results	Units	Report Limit	DF	Prepared	Analyzed	CAS No.	Qual
8270 MSSV PAH by SIM	Analytical Method: EPA 8270 by SIM Preparation Method: EPA 3510							
Anthracene	ND	ug/L	0.11	1	10/07/15 00:00	10/09/15 15:34	120-12-7	1e,H2
Benzo(a)anthracene	ND	ug/L	0.11	1	10/07/15 00:00	10/09/15 15:34	56-55-3	1e,H2
Benzo(a)pyrene	ND	ug/L	0.11	1	10/07/15 00:00	10/09/15 15:34	50-32-8	1e,H2
Benzo(b)fluoranthene	ND	ug/L	0.11	1	10/07/15 00:00	10/09/15 15:34	205-99-2	1e,H2
Benzo(g,h,i)perylene	ND	ug/L	0.11	1	10/07/15 00:00	10/09/15 15:34	191-24-2	1e,H2
Benzo(k)fluoranthene	ND	ug/L	0.11	1	10/07/15 00:00	10/09/15 15:34	207-08-9	1e,H2
Chrysene	ND	ug/L	0.11	1	10/07/15 00:00	10/09/15 15:34	218-01-9	1e,H2
Dibenz(a,h)anthracene	ND	ug/L	0.11	1	10/07/15 00:00	10/09/15 15:34	53-70-3	1e,H2
1,4-Dioxane (p-Dioxane)	ND	ug/L	0.54	1	10/07/15 00:00	10/08/15 17:10	123-91-1	1e,H2
Fluoranthene	ND	ug/L	0.11	1	10/07/15 00:00	10/09/15 15:34	206-44-0	1e,H2
Fluorene	ND	ug/L	0.11	1	10/07/15 00:00	10/09/15 15:34	86-73-7	1e,H2
Indeno(1,2,3-cd)pyrene	ND	ug/L	0.11	1	10/07/15 00:00	10/09/15 15:34	193-39-5	1e,H2
Naphthalene	ND	ug/L	0.54	1	10/07/15 00:00	10/09/15 15:34	91-20-3	1e,H2
Phenanthrene	ND	ug/L	0.54	1	10/07/15 00:00	10/09/15 15:34	85-01-8	1e,H2
Pyrene	ND	ug/L	0.11	1	10/07/15 00:00	10/09/15 15:34	129-00-0	1e,H2
Surrogates								
2-Fluorobiphenyl (S)	87	%	42-113	1	10/07/15 00:00	10/09/15 15:34	321-60-8	
Terphenyl-d14 (S)	80	%	50-118	1	10/07/15 00:00	10/09/15 15:34	1718-51-0	
8260 MSV	Analytical Method: EPA 5030B/8260							
Acetone	ND	ug/L	10.0	1		10/09/15 18:55	67-64-1	
Benzene	ND	ug/L	2.0	1		10/09/15 18:55	71-43-2	
Bromodichloromethane	ND	ug/L	1.0	1		10/09/15 18:55	75-27-4	
Bromoform	ND	ug/L	2.0	1		10/09/15 18:55	75-25-2	
Bromomethane	ND	ug/L	3.0	1		10/09/15 18:55	74-83-9	
2-Butanone (MEK)	ND	ug/L	5.0	1		10/09/15 18:55	78-93-3	
Carbon disulfide	ND	ug/L	5.0	1		10/09/15 18:55	75-15-0	
Carbon tetrachloride	ND	ug/L	1.2	1		10/09/15 18:55	56-23-5	
Chlorobenzene	ND	ug/L	0.70	1		10/09/15 18:55	108-90-7	
Chloroethane	ND	ug/L	5.2	1		10/09/15 18:55	75-00-3	
Chloroform	ND	ug/L	0.50	1		10/09/15 18:55	67-66-3	
Chloromethane	ND	ug/L	0.80	1		10/09/15 18:55	74-87-3	
Dibromochloromethane	ND	ug/L	0.90	1		10/09/15 18:55	124-48-1	
1,2-Dichlorobenzene	ND	ug/L	1.0	1		10/09/15 18:55	95-50-1	
1,3-Dichlorobenzene	ND	ug/L	1.0	1		10/09/15 18:55	541-73-1	
1,4-Dichlorobenzene	ND	ug/L	1.0	1		10/09/15 18:55	106-46-7	
1,1-Dichloroethane	ND	ug/L	0.70	1		10/09/15 18:55	75-34-3	
1,2-Dichloroethane	ND	ug/L	0.50	1		10/09/15 18:55	107-06-2	
1,2-Dichloroethene (Total)	**13.9**	ug/L	5.0	1		10/09/15 18:55	540-59-0	
1,1-Dichloroethene	ND	ug/L	1.3	1		10/09/15 18:55	75-35-4	
1,2-Dichloropropane	ND	ug/L	0.50	1		10/09/15 18:55	78-87-5	
cis-1,3-Dichloropropene	ND	ug/L	3.4	1		10/09/15 18:55	10061-01-5	
trans-1,3-Dichloropropene	ND	ug/L	0.60	1		10/09/15 18:55	10061-02-6	
Ethylbenzene	ND	ug/L	2.0	1		10/09/15 18:55	100-41-4	
2-Hexanone	ND	ug/L	5.0	1		10/09/15 18:55	591-78-6	
Methylene chloride	ND	ug/L	2.5	1		10/09/15 18:55	75-09-2	
4-Methyl-2-pentanone (MIBK)	ND	ug/L	5.0	1		10/09/15 18:55	108-10-1	

REPORT OF LABORATORY ANALYSIS

This report shall not be reproduced, except in full,
without the written consent of Pace Analytical Services, Inc..

Pace Analytical Services, Inc.
9608 Loiret Blvd.
Lenexa, KS 66219
(913)599-5665

ANALYTICAL RESULTS

Project: Temp Wells BLDG 4
Pace Project No.: 60203772

Sample: TWBD41506-04L-150928-01 **Lab ID: 60203772002** Collected: 09/28/15 12:38 Received: 09/28/15 14:53 Matrix: Water

Parameters	Results	Units	Report Limit	DF	Prepared	Analyzed	CAS No.	Qual
8260 MSV	Analytical Method: EPA 5030B/8260							
Styrene	ND	ug/L	5.0	1		10/09/15 18:55	100-42-5	
1,1,2,2-Tetrachloroethane	ND	ug/L	0.50	1		10/09/15 18:55	79-34-5	
Tetrachloroethene	ND	ug/L	0.50	1		10/09/15 18:55	127-18-4	
Toluene	ND	ug/L	2.0	1		10/09/15 18:55	108-88-3	
1,1,1-Trichloroethane	ND	ug/L	0.50	1		10/09/15 18:55	71-55-6	
1,1,2-Trichloroethane	ND	ug/L	0.50	1		10/09/15 18:55	79-00-5	
Trichloroethene	ND	ug/L	1.2	1		10/09/15 18:55	79-01-6	
Trichlorofluoromethane	ND	ug/L	5.0	1		10/09/15 18:55	75-69-4	
1,1,2-Trichlorotrifluoroethane	ND	ug/L	1.0	1		10/09/15 18:55	76-13-1	
Vinyl chloride	ND	ug/L	1.8	1		10/09/15 18:55	75-01-4	
Xylene (Total)	ND	ug/L	7.0	1		10/09/15 18:55	1330-20-7	
Surrogates								
4-Bromofluorobenzene (S)	97	%	80-120	1		10/09/15 18:55	460-00-4	
1,2-Dichloroethane-d4 (S)	93	%	80-120	1		10/09/15 18:55	17060-07-0	
Toluene-d8 (S)	100	%	80-120	1		10/09/15 18:55	2037-26-5	
Preservation pH	**1.0**		0.10	1		10/09/15 18:55		
8260 MSV GRO and Oxygenates	Analytical Method: EPA 8260							
TPH-GRO	ND	ug/L	500	1		10/08/15 11:37		
Surrogates								
Toluene-d8 (S)	101	%	80-120	1		10/08/15 11:37	2037-26-5	
4-Bromofluorobenzene (S)	102	%	80-120	1		10/08/15 11:37	460-00-4	
1,2-Dichloroethane-d4 (S)	97	%	82-119	1		10/08/15 11:37	17060-07-0	
Preservation pH	**1.0**		0.10	1		10/08/15 11:37		

REPORT OF LABORATORY ANALYSIS

This report shall not be reproduced, except in full,
without the written consent of Pace Analytical Services, Inc..

Pace Analytical Services, Inc.
9608 Loiret Blvd.
Lenexa, KS 66219
(913)599-5665

ANALYTICAL RESULTS

Project: Temp Wells BLDG 4
Pace Project No.: 60203772

Sample: TWBD41506-02L-150929-01 **Lab ID: 60203772003** Collected: 09/29/15 11:10 Received: 09/29/15 14:53 Matrix: Water

Parameters	Results	Units	Report Limit	DF	Prepared	Analyzed	CAS No.	Qual
Field Specific Conductance	Analytical Method: EPA 120.1							
Specific Conductance	**1370**	umhos/cm	1.0	1		09/29/15 11:10		
4500H+ pH, Electrometric	Analytical Method: SM 4500-H+B							
pH	**6.8**	Std. Units	0.10	1		09/29/15 11:10		
Field Temperature	Analytical Method: SM 2550B							
Temperature	**18.5**	deg C	0.10	1		09/29/15 11:10		
Monitoring Well Data	Analytical Method:							
Collected By	**LGR**			1		09/29/15 11:10		
8015B Diesel Range Organics	Analytical Method: EPA 8015B Preparation Method: EPA 3510C							
TPH-DRO (C10-C28)	ND	mg/L	0.50	1	10/02/15 00:00	10/04/15 17:10		1e
TPH-ORO (C28-C35)	ND	mg/L	0.50	1	10/02/15 00:00	10/04/15 17:10		1e
Surrogates								
p-Terphenyl (S)	82	%	31-126	1	10/02/15 00:00	10/04/15 17:10	92-94-4	
n-Tetracosane (S)	77	%	20-126	1	10/02/15 00:00	10/04/15 17:10	646-31-1	
6010 MET ICP	Analytical Method: EPA 6010 Preparation Method: EPA 3010							
Arsenic	**10.8**	ug/L	10.0	1	10/01/15 16:00	10/02/15 15:30	7440-38-2	
Barium	**680**	ug/L	10.0	1	10/01/15 16:00	10/02/15 15:30	7440-39-3	
Cadmium	ND	ug/L	5.0	1	10/01/15 16:00	10/02/15 15:30	7440-43-9	
Chromium	ND	ug/L	5.0	1	10/01/15 16:00	10/02/15 15:30	7440-47-3	
Lead	**6.5**	ug/L	5.0	1	10/01/15 16:00	10/02/15 15:30	7439-92-1	
Selenium	ND	ug/L	15.0	1	10/01/15 16:00	10/02/15 15:30	7782-49-2	
Silver	ND	ug/L	7.0	1	10/01/15 16:00	10/02/15 15:30	7440-22-4	
6010 MET ICP, Dissolved	Analytical Method: EPA 6010 Preparation Method: EPA 3010							
Arsenic, Dissolved	**10.7**	ug/L	10.0	1	10/05/15 16:10	10/07/15 15:16	7440-38-2	
Barium, Dissolved	**636**	ug/L	10.0	1	10/05/15 16:10	10/07/15 15:16	7440-39-3	
Cadmium, Dissolved	ND	ug/L	5.0	1	10/05/15 16:10	10/07/15 15:16	7440-43-9	
Chromium, Dissolved	ND	ug/L	5.0	1	10/05/15 16:10	10/07/15 15:16	7440-47-3	
Lead, Dissolved	ND	ug/L	5.0	1	10/05/15 16:10	10/07/15 15:16	7439-92-1	
Selenium, Dissolved	ND	ug/L	15.0	1	10/05/15 16:10	10/07/15 15:16	7782-49-2	
Silver, Dissolved	ND	ug/L	7.0	1	10/05/15 16:10	10/07/15 15:16	7440-22-4	
7470 Mercury	Analytical Method: EPA 7470 Preparation Method: EPA 7470							
Mercury	ND	ug/L	0.20	1	09/30/15 11:50	10/01/15 11:49	7439-97-6	
7470 Mercury, Dissolved	Analytical Method: EPA 7470 Preparation Method: EPA 7470							
Mercury, Dissolved	ND	ug/L	0.20	1	09/30/15 11:50	09/30/15 15:46	7439-97-6	
8270 MSSV PAH by SIM	Analytical Method: EPA 8270 by SIM Preparation Method: EPA 3510							
Acenaphthene	ND	ug/L	0.10	1	10/07/15 00:00	10/08/15 14:03	83-32-9	1e,H2
Acenaphthylene	ND	ug/L	0.10	1	10/07/15 00:00	10/08/15 14:03	208-96-8	1e,H2

REPORT OF LABORATORY ANALYSIS

This report shall not be reproduced, except in full,
without the written consent of Pace Analytical Services, Inc..

Pace Analytical Services, Inc.
9608 Loiret Blvd.
Lenexa, KS 66219
(913)599-5665

ANALYTICAL RESULTS

Project: Temp Wells BLDG 4
Pace Project No.: 60203772

Sample: TWBD41506-02L-150929-01 **Lab ID: 60203772003** Collected: 09/29/15 11:10 Received: 09/29/15 14:53 Matrix: Water

Parameters	Results	Units	Report Limit	DF	Prepared	Analyzed	CAS No.	Qual
8270 MSSV PAH by SIM	Analytical Method: EPA 8270 by SIM Preparation Method: EPA 3510							
Anthracene	ND	ug/L	0.10	1	10/07/15 00:00	10/08/15 14:03	120-12-7	1e,H2
Benzo(a)anthracene	ND	ug/L	0.10	1	10/07/15 00:00	10/08/15 14:03	56-55-3	1e,H2
Benzo(a)pyrene	ND	ug/L	0.10	1	10/07/15 00:00	10/08/15 14:03	50-32-8	1e,H2
Benzo(b)fluoranthene	ND	ug/L	0.10	1	10/07/15 00:00	10/08/15 14:03	205-99-2	1e,H2
Benzo(g,h,i)perylene	ND	ug/L	0.10	1	10/07/15 00:00	10/08/15 14:03	191-24-2	1e,H2
Benzo(k)fluoranthene	ND	ug/L	0.10	1	10/07/15 00:00	10/08/15 14:03	207-08-9	1e,H2
Chrysene	ND	ug/L	0.10	1	10/07/15 00:00	10/08/15 14:03	218-01-9	1e,H2
Dibenz(a,h)anthracene	ND	ug/L	0.10	1	10/07/15 00:00	10/08/15 14:03	53-70-3	1e,H2
1,4-Dioxane (p-Dioxane)	ND	ug/L	0.51	1	10/07/15 00:00	10/09/15 11:48	123-91-1	1e,H2
Fluoranthene	ND	ug/L	0.10	1	10/07/15 00:00	10/08/15 14:03	206-44-0	1e,H2
Fluorene	ND	ug/L	0.10	1	10/07/15 00:00	10/08/15 14:03	86-73-7	1e,H2
Indeno(1,2,3-cd)pyrene	ND	ug/L	0.10	1	10/07/15 00:00	10/08/15 14:03	193-39-5	1e,H2
Naphthalene	ND	ug/L	0.51	1	10/07/15 00:00	10/08/15 14:03	91-20-3	1e,H2
Phenanthrene	ND	ug/L	0.51	1	10/07/15 00:00	10/08/15 14:03	85-01-8	1e,H2
Pyrene	ND	ug/L	0.10	1	10/07/15 00:00	10/08/15 14:03	129-00-0	1e,H2
Surrogates								
2-Fluorobiphenyl (S)	79	%	42-113	1	10/07/15 00:00	10/08/15 14:03	321-60-8	
Terphenyl-d14 (S)	75	%	50-118	1	10/07/15 00:00	10/08/15 14:03	1718-51-0	
8260 MSV	Analytical Method: EPA 5030B/8260							
Acetone	ND	ug/L	500	50		10/09/15 19:39	67-64-1	
Benzene	ND	ug/L	100	50		10/09/15 19:39	71-43-2	
Bromodichloromethane	ND	ug/L	50.0	50		10/09/15 19:39	75-27-4	
Bromoform	ND	ug/L	100	50		10/09/15 19:39	75-25-2	
Bromomethane	ND	ug/L	150	50		10/09/15 19:39	74-83-9	
2-Butanone (MEK)	ND	ug/L	250	50		10/09/15 19:39	78-93-3	
Carbon disulfide	ND	ug/L	250	50		10/09/15 19:39	75-15-0	
Carbon tetrachloride	ND	ug/L	60.0	50		10/09/15 19:39	56-23-5	
Chlorobenzene	ND	ug/L	35.0	50		10/09/15 19:39	108-90-7	
Chloroethane	ND	ug/L	260	50		10/09/15 19:39	75-00-3	
Chloroform	ND	ug/L	25.0	50		10/09/15 19:39	67-66-3	
Chloromethane	ND	ug/L	40.0	50		10/09/15 19:39	74-87-3	
Dibromochloromethane	ND	ug/L	45.0	50		10/09/15 19:39	124-48-1	
1,2-Dichlorobenzene	ND	ug/L	50.0	50		10/09/15 19:39	95-50-1	
1,3-Dichlorobenzene	ND	ug/L	50.0	50		10/09/15 19:39	541-73-1	
1,4-Dichlorobenzene	ND	ug/L	50.0	50		10/09/15 19:39	106-46-7	
1,1-Dichloroethane	ND	ug/L	35.0	50		10/09/15 19:39	75-34-3	
1,2-Dichloroethane	ND	ug/L	25.0	50		10/09/15 19:39	107-06-2	
1,2-Dichloroethene (Total)	**3040**	ug/L	250	50		10/09/15 19:39	540-59-0	
1,1-Dichloroethene	ND	ug/L	65.0	50		10/09/15 19:39	75-35-4	
1,2-Dichloropropane	ND	ug/L	25.0	50		10/09/15 19:39	78-87-5	
cis-1,3-Dichloropropene	ND	ug/L	170	50		10/09/15 19:39	10061-01-5	
trans-1,3-Dichloropropene	ND	ug/L	30.0	50		10/09/15 19:39	10061-02-6	
Ethylbenzene	ND	ug/L	100	50		10/09/15 19:39	100-41-4	
2-Hexanone	ND	ug/L	250	50		10/09/15 19:39	591-78-6	
Methylene chloride	ND	ug/L	125	50		10/09/15 19:39	75-09-2	
4-Methyl-2-pentanone (MIBK)	ND	ug/L	250	50		10/09/15 19:39	108-10-1	

REPORT OF LABORATORY ANALYSIS

This report shall not be reproduced, except in full,
without the written consent of Pace Analytical Services, Inc..

Pace Analytical Services, Inc.
9608 Loiret Blvd.
Lenexa, KS 66219
(913)599-5665

ANALYTICAL RESULTS

Project: Temp Wells BLDG 4
Pace Project No.: 60203772

Sample: TWBD41506-02L-150929-01 **Lab ID: 60203772003** Collected: 09/29/15 11:10 Received: 09/29/15 14:53 Matrix: Water

Parameters	Results	Units	Report Limit	DF	Prepared	Analyzed	CAS No.	Qual
8260 MSV	Analytical Method: EPA 5030B/8260							
Styrene	ND	ug/L	250	50		10/09/15 19:39	100-42-5	
1,1,2,2-Tetrachloroethane	ND	ug/L	25.0	50		10/09/15 19:39	79-34-5	
Tetrachloroethene	ND	ug/L	25.0	50		10/09/15 19:39	127-18-4	
Toluene	ND	ug/L	100	50		10/09/15 19:39	108-88-3	
1,1,1-Trichloroethane	ND	ug/L	25.0	50		10/09/15 19:39	71-55-6	
1,1,2-Trichloroethane	ND	ug/L	25.0	50		10/09/15 19:39	79-00-5	
Trichloroethene	ND	ug/L	60.0	50		10/09/15 19:39	79-01-6	
Trichlorofluoromethane	ND	ug/L	250	50		10/09/15 19:39	75-69-4	
1,1,2-Trichlorotrifluoroethane	ND	ug/L	50.0	50		10/09/15 19:39	76-13-1	
Vinyl chloride	**477**	ug/L	90.0	50		10/09/15 19:39	75-01-4	
Xylene (Total)	ND	ug/L	350	50		10/09/15 19:39	1330-20-7	
Surrogates								
4-Bromofluorobenzene (S)	95	%	80-120	50		10/09/15 19:39	460-00-4	
1,2-Dichloroethane-d4 (S)	97	%	80-120	50		10/09/15 19:39	17060-07-0	
Toluene-d8 (S)	102	%	80-120	50		10/09/15 19:39	2037-26-5	
Preservation pH	**1.0**		0.10	50		10/09/15 19:39		
8260 MSV GRO and Oxygenates	Analytical Method: EPA 8260							
TPH-GRO	**2570**	ug/L	500	1		10/08/15 11:50		
Surrogates								
Toluene-d8 (S)	103	%	80-120	1		10/08/15 11:50	2037-26-5	
4-Bromofluorobenzene (S)	100	%	80-120	1		10/08/15 11:50	460-00-4	
1,2-Dichloroethane-d4 (S)	97	%	82-119	1		10/08/15 11:50	17060-07-0	
Preservation pH	**1.0**		0.10	1		10/08/15 11:50		

REPORT OF LABORATORY ANALYSIS

This report shall not be reproduced, except in full,
without the written consent of Pace Analytical Services, Inc..

Pace Analytical Services, Inc.
9608 Loiret Blvd.
Lenexa, KS 66219
(913)599-5665

ANALYTICAL RESULTS

Project: Temp Wells BLDG 4
Pace Project No.: 60203772

Sample: TWBD41506-03L-150929-01 **Lab ID: 60203772004** Collected: 09/29/15 09:59 Received: 09/29/15 14:53 Matrix: Water

Parameters	Results	Units	Report Limit	DF	Prepared	Analyzed	CAS No.	Qual
Field Specific Conductance	Analytical Method: EPA 120.1							
Specific Conductance	**1190**	umhos/cm	1.0	1		09/29/15 09:59		
4500H+ pH, Electrometric	Analytical Method: SM 4500-H+B							
pH	**6.6**	Std. Units	0.10	1		09/29/15 09:59		
Field Temperature	Analytical Method: SM 2550B							
Temperature	**17.4**	deg C	0.10	1		09/29/15 09:59		
Monitoring Well Data	Analytical Method:							
Collected By	**LGR**			1		09/29/15 09:59		
8015B Diesel Range Organics	Analytical Method: EPA 8015B Preparation Method: EPA 3510C							
TPH-DRO (C10-C28)	ND	mg/L	0.50	1	10/02/15 00:00	10/04/15 17:19		1e
TPH-ORO (C28-C35)	ND	mg/L	0.50	1	10/02/15 00:00	10/04/15 17:19		1e
Surrogates								
p-Terphenyl (S)	86	%	31-126	1	10/02/15 00:00	10/04/15 17:19	92-94-4	
n-Tetracosane (S)	82	%	20-126	1	10/02/15 00:00	10/04/15 17:19	646-31-1	
6010 MET ICP	Analytical Method: EPA 6010 Preparation Method: EPA 3010							
Arsenic	ND	ug/L	10.0	1	10/01/15 16:00	10/02/15 15:34	7440-38-2	
Barium	**521**	ug/L	10.0	1	10/01/15 16:00	10/02/15 15:34	7440-39-3	
Cadmium	ND	ug/L	5.0	1	10/01/15 16:00	10/02/15 15:34	7440-43-9	
Chromium	**17.1**	ug/L	5.0	1	10/01/15 16:00	10/02/15 15:34	7440-47-3	
Lead	**11.0**	ug/L	5.0	1	10/01/15 16:00	10/02/15 15:34	7439-92-1	
Selenium	ND	ug/L	15.0	1	10/01/15 16:00	10/02/15 15:34	7782-49-2	
Silver	ND	ug/L	7.0	1	10/01/15 16:00	10/02/15 15:34	7440-22-4	
6010 MET ICP, Dissolved	Analytical Method: EPA 6010 Preparation Method: EPA 3010							
Arsenic, Dissolved	ND	ug/L	10.0	1	10/05/15 16:10	10/07/15 15:20	7440-38-2	
Barium, Dissolved	**472**	ug/L	10.0	1	10/05/15 16:10	10/07/15 15:20	7440-39-3	
Cadmium, Dissolved	ND	ug/L	5.0	1	10/05/15 16:10	10/07/15 15:20	7440-43-9	
Chromium, Dissolved	ND	ug/L	5.0	1	10/05/15 16:10	10/07/15 15:20	7440-47-3	
Lead, Dissolved	ND	ug/L	5.0	1	10/05/15 16:10	10/07/15 15:20	7439-92-1	
Selenium, Dissolved	ND	ug/L	15.0	1	10/05/15 16:10	10/07/15 15:20	7782-49-2	
Silver, Dissolved	ND	ug/L	7.0	1	10/05/15 16:10	10/07/15 15:20	7440-22-4	
7470 Mercury	Analytical Method: EPA 7470 Preparation Method: EPA 7470							
Mercury	ND	ug/L	0.20	1	09/30/15 11:50	10/01/15 11:51	7439-97-6	
7470 Mercury, Dissolved	Analytical Method: EPA 7470 Preparation Method: EPA 7470							
Mercury, Dissolved	ND	ug/L	0.20	1	09/30/15 11:50	09/30/15 15:57	7439-97-6	
8270 MSSV PAH by SIM	Analytical Method: EPA 8270 by SIM Preparation Method: EPA 3510							
Acenaphthene	ND	ug/L	0.10	1	10/02/15 00:00	10/09/15 16:33	83-32-9	1e
Acenaphthylene	ND	ug/L	0.10	1	10/02/15 00:00	10/09/15 16:33	208-96-8	1e

REPORT OF LABORATORY ANALYSIS

This report shall not be reproduced, except in full,
without the written consent of Pace Analytical Services, Inc..

Pace Analytical Services, Inc.
9608 Loiret Blvd.
Lenexa, KS 66219
(913)599-5665

ANALYTICAL RESULTS

Project: Temp Wells BLDG 4
Pace Project No.: 60203772

Sample: TWBD41506-03L-150929-01 **Lab ID: 60203772004** Collected: 09/29/15 09:59 Received: 09/29/15 14:53 Matrix: Water

Parameters	Results	Units	Report Limit	DF	Prepared	Analyzed	CAS No.	Qual
8270 MSSV PAH by SIM	Analytical Method: EPA 8270 by SIM Preparation Method: EPA 3510							
Anthracene	ND	ug/L	0.10	1	10/02/15 00:00	10/09/15 16:33	120-12-7	1e
Benzo(a)anthracene	ND	ug/L	0.10	1	10/02/15 00:00	10/09/15 16:33	56-55-3	1e
Benzo(a)pyrene	ND	ug/L	0.10	1	10/02/15 00:00	10/09/15 16:33	50-32-8	1e
Benzo(b)fluoranthene	ND	ug/L	0.10	1	10/02/15 00:00	10/09/15 16:33	205-99-2	1e
Benzo(g,h,i)perylene	ND	ug/L	0.10	1	10/02/15 00:00	10/09/15 16:33	191-24-2	1e
Benzo(k)fluoranthene	ND	ug/L	0.10	1	10/02/15 00:00	10/09/15 16:33	207-08-9	1e
Chrysene	ND	ug/L	0.10	1	10/02/15 00:00	10/09/15 16:33	218-01-9	1e
Dibenz(a,h)anthracene	ND	ug/L	0.10	1	10/02/15 00:00	10/09/15 16:33	53-70-3	1e
1,4-Dioxane (p-Dioxane)	ND	ug/L	0.52	1	10/02/15 00:00	10/09/15 17:40	123-91-1	1e
Fluoranthene	ND	ug/L	0.10	1	10/02/15 00:00	10/09/15 16:33	206-44-0	1e
Fluorene	ND	ug/L	0.10	1	10/02/15 00:00	10/09/15 16:33	86-73-7	1e
Indeno(1,2,3-cd)pyrene	ND	ug/L	0.10	1	10/02/15 00:00	10/09/15 16:33	193-39-5	1e
Naphthalene	ND	ug/L	0.52	1	10/02/15 00:00	10/09/15 16:33	91-20-3	1e
Phenanthrene	ND	ug/L	0.52	1	10/02/15 00:00	10/09/15 16:33	85-01-8	1e
Pyrene	ND	ug/L	0.10	1	10/02/15 00:00	10/09/15 16:33	129-00-0	1e
Surrogates								
2-Fluorobiphenyl (S)	76	%	42-113	1	10/02/15 00:00	10/09/15 16:33	321-60-8	
Terphenyl-d14 (S)	82	%	50-118	1	10/02/15 00:00	10/09/15 16:33	1718-51-0	
8260 MSV	Analytical Method: EPA 5030B/8260							
Acetone	ND	ug/L	10.0	1		10/09/15 19:10	67-64-1	
Benzene	**20.8**	ug/L	2.0	1		10/09/15 19:10	71-43-2	
Bromodichloromethane	ND	ug/L	1.0	1		10/09/15 19:10	75-27-4	
Bromoform	ND	ug/L	2.0	1		10/09/15 19:10	75-25-2	
Bromomethane	ND	ug/L	3.0	1		10/09/15 19:10	74-83-9	
2-Butanone (MEK)	ND	ug/L	5.0	1		10/09/15 19:10	78-93-3	
Carbon disulfide	ND	ug/L	5.0	1		10/09/15 19:10	75-15-0	
Carbon tetrachloride	ND	ug/L	1.2	1		10/09/15 19:10	56-23-5	
Chlorobenzene	ND	ug/L	0.70	1		10/09/15 19:10	108-90-7	
Chloroethane	ND	ug/L	5.2	1		10/09/15 19:10	75-00-3	
Chloroform	ND	ug/L	0.50	1		10/09/15 19:10	67-66-3	
Chloromethane	ND	ug/L	0.80	1		10/09/15 19:10	74-87-3	
Dibromochloromethane	ND	ug/L	0.90	1		10/09/15 19:10	124-48-1	
1,2-Dichlorobenzene	ND	ug/L	1.0	1		10/09/15 19:10	95-50-1	
1,3-Dichlorobenzene	ND	ug/L	1.0	1		10/09/15 19:10	541-73-1	
1,4-Dichlorobenzene	ND	ug/L	1.0	1		10/09/15 19:10	106-46-7	
1,1-Dichloroethane	ND	ug/L	0.70	1		10/09/15 19:10	75-34-3	
1,2-Dichloroethane	ND	ug/L	0.50	1		10/09/15 19:10	107-06-2	
1,2-Dichloroethene (Total)	ND	ug/L	5.0	1		10/09/15 19:10	540-59-0	
1,1-Dichloroethene	ND	ug/L	1.3	1		10/09/15 19:10	75-35-4	
1,2-Dichloropropane	ND	ug/L	0.50	1		10/09/15 19:10	78-87-5	
cis-1,3-Dichloropropene	ND	ug/L	3.4	1		10/09/15 19:10	10061-01-5	
trans-1,3-Dichloropropene	ND	ug/L	0.60	1		10/09/15 19:10	10061-02-6	
Ethylbenzene	ND	ug/L	2.0	1		10/09/15 19:10	100-41-4	
2-Hexanone	ND	ug/L	5.0	1		10/09/15 19:10	591-78-6	
Methylene chloride	ND	ug/L	2.5	1		10/09/15 19:10	75-09-2	
4-Methyl-2-pentanone (MIBK)	ND	ug/L	5.0	1		10/09/15 19:10	108-10-1	

REPORT OF LABORATORY ANALYSIS

This report shall not be reproduced, except in full,
without the written consent of Pace Analytical Services, Inc..

Pace Analytical Services, Inc.
9608 Loiret Blvd.
Lenexa, KS 66219
(913)599-5665

ANALYTICAL RESULTS

Project: Temp Wells BLDG 4
Pace Project No.: 60203772

Sample: TWBD41506-03L-150929-01 **Lab ID: 60203772004** Collected: 09/29/15 09:59 Received: 09/29/15 14:53 Matrix: Water

Parameters	Results	Units	Report Limit	DF	Prepared	Analyzed	CAS No.	Qual
8260 MSV	Analytical Method: EPA 5030B/8260							
Styrene	ND	ug/L	5.0	1		10/09/15 19:10	100-42-5	
1,1,2,2-Tetrachloroethane	ND	ug/L	0.50	1		10/09/15 19:10	79-34-5	
Tetrachloroethene	ND	ug/L	0.50	1		10/09/15 19:10	127-18-4	
Toluene	ND	ug/L	2.0	1		10/09/15 19:10	108-88-3	
1,1,1-Trichloroethane	ND	ug/L	0.50	1		10/09/15 19:10	71-55-6	
1,1,2-Trichloroethane	ND	ug/L	0.50	1		10/09/15 19:10	79-00-5	
Trichloroethene	ND	ug/L	1.2	1		10/09/15 19:10	79-01-6	
Trichlorofluoromethane	ND	ug/L	5.0	1		10/09/15 19:10	75-69-4	
1,1,2-Trichlorotrifluoroethane	ND	ug/L	1.0	1		10/09/15 19:10	76-13-1	
Vinyl chloride	**4.3**	ug/L	1.8	1		10/09/15 19:10	75-01-4	
Xylene (Total)	ND	ug/L	7.0	1		10/09/15 19:10	1330-20-7	
Surrogates								
4-Bromofluorobenzene (S)	99	%	80-120	1		10/09/15 19:10	460-00-4	
1,2-Dichloroethane-d4 (S)	96	%	80-120	1		10/09/15 19:10	17060-07-0	
Toluene-d8 (S)	99	%	80-120	1		10/09/15 19:10	2037-26-5	
Preservation pH	**1.0**		0.10	1		10/09/15 19:10		
8260 MSV GRO and Oxygenates	Analytical Method: EPA 8260							
TPH-GRO	ND	ug/L	500	1		10/08/15 12:04		
Surrogates								
Toluene-d8 (S)	100	%	80-120	1		10/08/15 12:04	2037-26-5	
4-Bromofluorobenzene (S)	102	%	80-120	1		10/08/15 12:04	460-00-4	
1,2-Dichloroethane-d4 (S)	97	%	82-119	1		10/08/15 12:04	17060-07-0	
Preservation pH	**1.0**		0.10	1		10/08/15 12:04		

REPORT OF LABORATORY ANALYSIS

This report shall not be reproduced, except in full,
without the written consent of Pace Analytical Services, Inc..

Pace Analytical Services, Inc.
9608 Loiret Blvd.
Lenexa, KS 66219
(913)599-5665

ANALYTICAL RESULTS

Project: Temp Wells BLDG 4
Pace Project No.: 60203772

Sample: QATB-150929-01 **Lab ID: 60203772005** Collected: 09/29/15 09:08 Received: 09/29/15 14:53 Matrix: Water

Parameters	Results	Units	Report Limit	DF	Prepared	Analyzed	CAS No.	Qual
8260 MSV	Analytical Method: EPA 5030B/8260							
Acetone	ND	ug/L	10.0	1		10/09/15 16:32	67-64-1	
Benzene	ND	ug/L	2.0	1		10/09/15 16:32	71-43-2	
Bromodichloromethane	ND	ug/L	1.0	1		10/09/15 16:32	75-27-4	
Bromoform	ND	ug/L	2.0	1		10/09/15 16:32	75-25-2	
Bromomethane	ND	ug/L	3.0	1		10/09/15 16:32	74-83-9	
2-Butanone (MEK)	ND	ug/L	5.0	1		10/09/15 16:32	78-93-3	
Carbon disulfide	ND	ug/L	5.0	1		10/09/15 16:32	75-15-0	
Carbon tetrachloride	ND	ug/L	1.2	1		10/09/15 16:32	56-23-5	
Chlorobenzene	ND	ug/L	0.70	1		10/09/15 16:32	108-90-7	
Chloroethane	ND	ug/L	5.2	1		10/09/15 16:32	75-00-3	
Chloroform	ND	ug/L	0.50	1		10/09/15 16:32	67-66-3	
Chloromethane	ND	ug/L	0.80	1		10/09/15 16:32	74-87-3	
Dibromochloromethane	ND	ug/L	0.90	1		10/09/15 16:32	124-48-1	
1,2-Dichlorobenzene	ND	ug/L	1.0	1		10/09/15 16:32	95-50-1	
1,3-Dichlorobenzene	ND	ug/L	1.0	1		10/09/15 16:32	541-73-1	
1,4-Dichlorobenzene	ND	ug/L	1.0	1		10/09/15 16:32	106-46-7	
1,1-Dichloroethane	ND	ug/L	0.70	1		10/09/15 16:32	75-34-3	
1,2-Dichloroethane	ND	ug/L	0.50	1		10/09/15 16:32	107-06-2	
1,2-Dichloroethene (Total)	ND	ug/L	5.0	1		10/09/15 16:32	540-59-0	
1,1-Dichloroethene	ND	ug/L	1.3	1		10/09/15 16:32	75-35-4	
1,2-Dichloropropane	ND	ug/L	0.50	1		10/09/15 16:32	78-87-5	
cis-1,3-Dichloropropene	ND	ug/L	3.4	1		10/09/15 16:32	10061-01-5	
trans-1,3-Dichloropropene	ND	ug/L	0.60	1		10/09/15 16:32	10061-02-6	
Ethylbenzene	ND	ug/L	2.0	1		10/09/15 16:32	100-41-4	
2-Hexanone	ND	ug/L	5.0	1		10/09/15 16:32	591-78-6	
Methylene chloride	ND	ug/L	2.5	1		10/09/15 16:32	75-09-2	
4-Methyl-2-pentanone (MIBK)	ND	ug/L	5.0	1		10/09/15 16:32	108-10-1	
Styrene	ND	ug/L	5.0	1		10/09/15 16:32	100-42-5	
1,1,2,2-Tetrachloroethane	ND	ug/L	0.50	1		10/09/15 16:32	79-34-5	
Tetrachloroethene	ND	ug/L	0.50	1		10/09/15 16:32	127-18-4	
Toluene	ND	ug/L	2.0	1		10/09/15 16:32	108-88-3	
1,1,1-Trichloroethane	ND	ug/L	0.50	1		10/09/15 16:32	71-55-6	
1,1,2-Trichloroethane	ND	ug/L	0.50	1		10/09/15 16:32	79-00-5	
Trichloroethene	ND	ug/L	1.2	1		10/09/15 16:32	79-01-6	
Trichlorofluoromethane	ND	ug/L	5.0	1		10/09/15 16:32	75-69-4	
1,1,2-Trichlorotrifluoroethane	ND	ug/L	1.0	1		10/09/15 16:32	76-13-1	
Vinyl chloride	ND	ug/L	1.8	1		10/09/15 16:32	75-01-4	
Xylene (Total)	ND	ug/L	7.0	1		10/09/15 16:32	1330-20-7	
Surrogates								
4-Bromofluorobenzene (S)	96	%	80-120	1		10/09/15 16:32	460-00-4	
1,2-Dichloroethane-d4 (S)	98	%	80-120	1		10/09/15 16:32	17060-07-0	
Toluene-d8 (S)	103	%	80-120	1		10/09/15 16:32	2037-26-5	
Preservation pH	**1.0**		0.10	1		10/09/15 16:32		

REPORT OF LABORATORY ANALYSIS

This report shall not be reproduced, except in full,
without the written consent of Pace Analytical Services, Inc..

Pace Analytical Services, Inc.
9608 Loiret Blvd.
Lenexa, KS 66219
(913)599-5665

ANALYTICAL RESULTS

Project: Temp Wells BLDG 4
Pace Project No.: 60203772

Sample: QAEB-150929-02 **Lab ID: 60203772006** Collected: 09/29/15 10:46 Received: 09/29/15 14:53 Matrix: Water

Parameters	Results	Units	Report Limit	DF	Prepared	Analyzed	CAS No.	Qual
8260 MSV	Analytical Method: EPA 5030B/8260							
Acetone	ND	ug/L	10.0	1		10/09/15 19:24	67-64-1	
Benzene	ND	ug/L	2.0	1		10/09/15 19:24	71-43-2	
Bromodichloromethane	ND	ug/L	1.0	1		10/09/15 19:24	75-27-4	
Bromoform	ND	ug/L	2.0	1		10/09/15 19:24	75-25-2	
Bromomethane	ND	ug/L	3.0	1		10/09/15 19:24	74-83-9	
2-Butanone (MEK)	ND	ug/L	5.0	1		10/09/15 19:24	78-93-3	
Carbon disulfide	ND	ug/L	5.0	1		10/09/15 19:24	75-15-0	
Carbon tetrachloride	ND	ug/L	1.2	1		10/09/15 19:24	56-23-5	
Chlorobenzene	ND	ug/L	0.70	1		10/09/15 19:24	108-90-7	
Chloroethane	ND	ug/L	5.2	1		10/09/15 19:24	75-00-3	
Chloroform	**6.3**	ug/L	0.50	1		10/09/15 19:24	67-66-3	
Chloromethane	ND	ug/L	0.80	1		10/09/15 19:24	74-87-3	
Dibromochloromethane	ND	ug/L	0.90	1		10/09/15 19:24	124-48-1	
1,2-Dichlorobenzene	ND	ug/L	1.0	1		10/09/15 19:24	95-50-1	
1,3-Dichlorobenzene	ND	ug/L	1.0	1		10/09/15 19:24	541-73-1	
1,4-Dichlorobenzene	ND	ug/L	1.0	1		10/09/15 19:24	106-46-7	
1,1-Dichloroethane	ND	ug/L	0.70	1		10/09/15 19:24	75-34-3	
1,2-Dichloroethane	ND	ug/L	0.50	1		10/09/15 19:24	107-06-2	
1,2-Dichloroethene (Total)	ND	ug/L	5.0	1		10/09/15 19:24	540-59-0	
1,1-Dichloroethene	ND	ug/L	1.3	1		10/09/15 19:24	75-35-4	
1,2-Dichloropropane	ND	ug/L	0.50	1		10/09/15 19:24	78-87-5	
cis-1,3-Dichloropropene	ND	ug/L	3.4	1		10/09/15 19:24	10061-01-5	
trans-1,3-Dichloropropene	ND	ug/L	0.60	1		10/09/15 19:24	10061-02-6	
Ethylbenzene	ND	ug/L	2.0	1		10/09/15 19:24	100-41-4	
2-Hexanone	ND	ug/L	5.0	1		10/09/15 19:24	591-78-6	
Methylene chloride	**50.1**	ug/L	2.5	1		10/09/15 19:24	75-09-2	
4-Methyl-2-pentanone (MIBK)	ND	ug/L	5.0	1		10/09/15 19:24	108-10-1	
Styrene	ND	ug/L	5.0	1		10/09/15 19:24	100-42-5	
1,1,2,2-Tetrachloroethane	ND	ug/L	0.50	1		10/09/15 19:24	79-34-5	
Tetrachloroethene	ND	ug/L	0.50	1		10/09/15 19:24	127-18-4	
Toluene	ND	ug/L	2.0	1		10/09/15 19:24	108-88-3	
1,1,1-Trichloroethane	ND	ug/L	0.50	1		10/09/15 19:24	71-55-6	
1,1,2-Trichloroethane	ND	ug/L	0.50	1		10/09/15 19:24	79-00-5	
Trichloroethene	ND	ug/L	1.2	1		10/09/15 19:24	79-01-6	
Trichlorofluoromethane	ND	ug/L	5.0	1		10/09/15 19:24	75-69-4	
1,1,2-Trichlorotrifluoroethane	ND	ug/L	1.0	1		10/09/15 19:24	76-13-1	
Vinyl chloride	ND	ug/L	1.8	1		10/09/15 19:24	75-01-4	
Xylene (Total)	ND	ug/L	7.0	1		10/09/15 19:24	1330-20-7	
Surrogates								
4-Bromofluorobenzene (S)	97	%	80-120	1		10/09/15 19:24	460-00-4	
1,2-Dichloroethane-d4 (S)	99	%	80-120	1		10/09/15 19:24	17060-07-0	
Toluene-d8 (S)	101	%	80-120	1		10/09/15 19:24	2037-26-5	
Preservation pH	**1.0**		0.10	1		10/09/15 19:24		

REPORT OF LABORATORY ANALYSIS

This report shall not be reproduced, except in full,
without the written consent of Pace Analytical Services, Inc..

Pace Analytical Services, Inc.
9608 Loiret Blvd.
Lenexa, KS 66219
(913)599-5665

QUALITY CONTROL DATA

Project: Temp Wells BLDG 4
Pace Project No.: 60203772

QC Batch: FLD/15937 Analysis Method: EPA 120.1
QC Batch Method: EPA 120.1 Analysis Description: Field Specific Conductance
Associated Lab Samples: 60203772001, 60203772002, 60203772003, 60203772004

SAMPLE DUPLICATE: 1643584

Parameter	Units	60203772002 Result	Dup Result	RPD	Max RPD	Qualifiers
Specific Conductance	umhos/cm	3740	3740	0	20	

Results presented on this page are in the units indicated by the "Units" column except where an alternate unit is presented to the right of the result.

REPORT OF LABORATORY ANALYSIS

This report shall not be reproduced, except in full,
without the written consent of Pace Analytical Services, Inc..

Pace Analytical Services, Inc.
9608 Loiret Blvd.
Lenexa, KS 66219
(913)599-5665

QUALITY CONTROL DATA

Project: Temp Wells BLDG 4
Pace Project No.: 60203772

QC Batch: FLD/15935 Analysis Method: SM 4500-H+B
QC Batch Method: SM 4500-H+B Analysis Description: Field 4500H+ pH, Electrometric
Associated Lab Samples: 60203772001, 60203772002, 60203772003, 60203772004

SAMPLE DUPLICATE: 1643581

Parameter	Units	60203772002 Result	Dup Result	RPD	Max RPD	Qualifiers
pH	Std. Units	6.5	6.6	1	5	

Results presented on this page are in the units indicated by the "Units" column except where an alternate unit is presented to the right of the result.

REPORT OF LABORATORY ANALYSIS

This report shall not be reproduced, except in full,
without the written consent of Pace Analytical Services, Inc..

Pace Analytical Services, Inc.
9608 Loiret Blvd.
Lenexa, KS 66219
(913)599-5665

QUALITY CONTROL DATA

Project: Temp Wells BLDG 4
Pace Project No.: 60203772

QC Batch: MERP/9976 Analysis Method: EPA 7470
QC Batch Method: EPA 7470 Analysis Description: 7470 Mercury
Associated Lab Samples: 60203772001, 60203772002, 60203772003, 60203772004

METHOD BLANK: 1641733 Matrix: Water
Associated Lab Samples: 60203772001, 60203772002, 60203772003, 60203772004

Parameter	Units	Blank Result	Reporting Limit	Analyzed	Qualifiers
Mercury	ug/L	ND	0.20	10/01/15 11:27	

LABORATORY CONTROL SAMPLE: 1641734

Parameter	Units	Spike Conc.	LCS Result	LCS % Rec	% Rec Limits	Qualifiers
Mercury	ug/L	5	5.1	102	80-120	

MATRIX SPIKE & MATRIX SPIKE DUPLICATE: 1641735 1641736

Parameter	Units	60203772002 Result	MS Spike Conc.	MSD Spike Conc.	MS Result	MSD Result	MS % Rec	MSD % Rec	% Rec Limits	RPD	Max RPD	Qual
Mercury	ug/L	ND	5	5	4.8	4.9	96	98	75-125	2	20	

Results presented on this page are in the units indicated by the "Units" column except where an alternate unit is presented to the right of the result.

REPORT OF LABORATORY ANALYSIS

This report shall not be reproduced, except in full,
without the written consent of Pace Analytical Services, Inc..

Pace Analytical Services, Inc.
9608 Loiret Blvd.
Lenexa, KS 66219
(913)599-5665

QUALITY CONTROL DATA

Project: Temp Wells BLDG 4
Pace Project No.: 60203772

QC Batch: MERP/9975 Analysis Method: EPA 7470
QC Batch Method: EPA 7470 Analysis Description: 7470 Mercury ,Dissolved
Associated Lab Samples: 60203772001, 60203772002, 60203772003, 60203772004

METHOD BLANK: 1641729 Matrix: Water
Associated Lab Samples: 60203772001, 60203772002, 60203772003, 60203772004

Parameter	Units	Blank Result	Reporting Limit	Analyzed	Qualifiers
Mercury, Dissolved	ug/L	ND	0.20	09/30/15 15:35	

LABORATORY CONTROL SAMPLE: 1641730

Parameter	Units	Spike Conc.	LCS Result	LCS % Rec	% Rec Limits	Qualifiers
Mercury, Dissolved	ug/L	5	5.0	100	80-120	

MATRIX SPIKE & MATRIX SPIKE DUPLICATE: 1641731 1641732

Parameter	Units	60203772003 Result	MS Spike Conc.	MSD Spike Conc.	MS Result	MSD Result	MS % Rec	MSD % Rec	% Rec Limits	RPD	Max RPD	Qual
Mercury, Dissolved	ug/L	ND	5	5	4.7	4.6	94	93	75-125	1	20	

Results presented on this page are in the units indicated by the "Units" column except where an alternate unit is presented to the right of the result.

REPORT OF LABORATORY ANALYSIS

This report shall not be reproduced, except in full,
without the written consent of Pace Analytical Services, Inc..

Pace Analytical Services, Inc.
9608 Loiret Blvd.
Lenexa, KS 66219
(913)599-5665

QUALITY CONTROL DATA

Project: Temp Wells BLDG 4
Pace Project No.: 60203772

QC Batch: MPRP/33358
QC Batch Method: EPA 3010
Analysis Method: EPA 6010
Analysis Description: 6010 MET
Associated Lab Samples: 60203772001, 60203772002

METHOD BLANK: 1642217 Matrix: Water
Associated Lab Samples: 60203772001, 60203772002

Parameter	Units	Blank Result	Reporting Limit	Analyzed	Qualifiers
Arsenic	ug/L	ND	10.0	10/02/15 12:14	
Barium	ug/L	ND	10.0	10/02/15 12:14	
Cadmium	ug/L	ND	5.0	10/02/15 12:14	
Chromium	ug/L	ND	5.0	10/02/15 12:14	
Lead	ug/L	ND	5.0	10/02/15 12:14	
Selenium	ug/L	ND	15.0	10/02/15 12:14	
Silver	ug/L	ND	7.0	10/02/15 12:14	

LABORATORY CONTROL SAMPLE: 1642218

Parameter	Units	Spike Conc.	LCS Result	LCS % Rec	% Rec Limits	Qualifiers
Arsenic	ug/L	1000	961	96	80-120	
Barium	ug/L	1000	997	100	80-120	
Cadmium	ug/L	1000	992	99	80-120	
Chromium	ug/L	1000	1010	101	80-120	
Lead	ug/L	1000	1020	102	80-120	
Selenium	ug/L	1000	980	98	80-120	
Silver	ug/L	500	497	99	80-120	

MATRIX SPIKE & MATRIX SPIKE DUPLICATE: 1642219 1642220

Parameter	Units	60203708002 Result	MS Spike Conc.	MSD Spike Conc.	MS Result	MSD Result	MS % Rec	MSD % Rec	% Rec Limits	RPD	Max RPD	Qual
Arsenic	ug/L	0.010 mg/L	1000	1000	961	956	95	95	75-125	1	20	
Barium	ug/L	0.23 mg/L	1000	1000	1210	1210	98	97	75-125	0	20	
Cadmium	ug/L	ND	1000	1000	958	954	96	95	75-125	1	20	
Chromium	ug/L	0.15 mg/L	1000	1000	1120	1110	97	96	75-125	1	20	
Lead	ug/L	0.010 mg/L	1000	1000	975	963	96	95	75-125	1	20	
Selenium	ug/L	ND	1000	1000	958	952	95	95	75-125	1	20	
Silver	ug/L	ND	500	500	477	476	95	95	75-125	0	20	

Results presented on this page are in the units indicated by the "Units" column except where an alternate unit is presented to the right of the result.

REPORT OF LABORATORY ANALYSIS

This report shall not be reproduced, except in full,
without the written consent of Pace Analytical Services, Inc..

Pace Analytical Services, Inc.
9608 Loiret Blvd.
Lenexa, KS 66219
(913)599-5665

QUALITY CONTROL DATA

Project: Temp Wells BLDG 4
Pace Project No.: 60203772

QC Batch: MPRP/33370 Analysis Method: EPA 6010
QC Batch Method: EPA 3010 Analysis Description: 6010 MET
Associated Lab Samples: 60203772003, 60203772004

METHOD BLANK: 1642603 Matrix: Water
Associated Lab Samples: 60203772003, 60203772004

Parameter	Units	Blank Result	Reporting Limit	Analyzed	Qualifiers
Arsenic	ug/L	ND	10.0	10/02/15 14:31	
Barium	ug/L	ND	10.0	10/02/15 14:31	
Cadmium	ug/L	ND	5.0	10/02/15 14:31	
Chromium	ug/L	ND	5.0	10/02/15 14:31	
Lead	ug/L	ND	5.0	10/02/15 14:31	
Selenium	ug/L	ND	15.0	10/02/15 14:31	
Silver	ug/L	ND	7.0	10/02/15 14:31	

LABORATORY CONTROL SAMPLE: 1642604

Parameter	Units	Spike Conc.	LCS Result	LCS % Rec	% Rec Limits	Qualifiers
Arsenic	ug/L	1000	953	95	80-120	
Barium	ug/L	1000	977	98	80-120	
Cadmium	ug/L	1000	990	99	80-120	
Chromium	ug/L	1000	985	99	80-120	
Lead	ug/L	1000	1040	104	80-120	
Selenium	ug/L	1000	967	97	80-120	
Silver	ug/L	500	490	98	80-120	

MATRIX SPIKE & MATRIX SPIKE DUPLICATE: 1642605 1642606

Parameter	Units	60203893001 Result	MS Spike Conc.	MSD Spike Conc.	MS Result	MSD Result	MS % Rec	MSD % Rec	% Rec Limits	RPD	Max RPD	Qual
Arsenic	ug/L	ND	1000	1000	986	968	98	96	75-125	2	20	
Barium	ug/L	224	1000	1000	1210	1200	98	98	75-125	0	20	
Cadmium	ug/L	ND	1000	1000	1010	989	101	99	75-125	2	20	
Chromium	ug/L	ND	1000	1000	988	964	98	96	75-125	2	20	
Lead	ug/L	ND	1000	1000	1020	998	102	100	75-125	2	20	
Selenium	ug/L	ND	1000	1000	991	973	99	97	75-125	2	20	
Silver	ug/L	ND	500	500	495	483	99	97	75-125	2	20	

Results presented on this page are in the units indicated by the "Units" column except where an alternate unit is presented to the right of the result.

REPORT OF LABORATORY ANALYSIS

This report shall not be reproduced, except in full,
without the written consent of Pace Analytical Services, Inc..

Pace Analytical Services, Inc.
9608 Loiret Blvd.
Lenexa, KS 66219
(913)599-5665

QUALITY CONTROL DATA

Project: Temp Wells BLDG 4
Pace Project No.: 60203772

QC Batch: MPRP/33404 Analysis Method: EPA 6010
QC Batch Method: EPA 3010 Analysis Description: 6010 MET Dissolved
Associated Lab Samples: 60203772001, 60203772002, 60203772003, 60203772004

METHOD BLANK: 1644547 Matrix: Water
Associated Lab Samples: 60203772001, 60203772002, 60203772003, 60203772004

Parameter	Units	Blank Result	Reporting Limit	Analyzed	Qualifiers
Arsenic, Dissolved	ug/L	ND	10.0	10/07/15 14:34	
Barium, Dissolved	ug/L	ND	10.0	10/07/15 14:34	
Cadmium, Dissolved	ug/L	ND	5.0	10/07/15 14:34	
Chromium, Dissolved	ug/L	ND	5.0	10/07/15 14:34	
Lead, Dissolved	ug/L	ND	5.0	10/07/15 14:34	
Selenium, Dissolved	ug/L	ND	15.0	10/07/15 14:34	
Silver, Dissolved	ug/L	ND	7.0	10/07/15 14:34	

LABORATORY CONTROL SAMPLE: 1644548

Parameter	Units	Spike Conc.	LCS Result	LCS % Rec	% Rec Limits	Qualifiers
Arsenic, Dissolved	ug/L	1000	962	96	80-120	
Barium, Dissolved	ug/L	1000	987	99	80-120	
Cadmium, Dissolved	ug/L	1000	984	98	80-120	
Chromium, Dissolved	ug/L	1000	983	98	80-120	
Lead, Dissolved	ug/L	1000	1020	102	80-120	
Selenium, Dissolved	ug/L	1000	979	98	80-120	
Silver, Dissolved	ug/L	500	490	98	80-120	

MATRIX SPIKE & MATRIX SPIKE DUPLICATE: 1644549 1644550

Parameter	Units	60203637001 Result	MS Spike Conc.	MSD Spike Conc.	MS Result	MSD Result	MS % Rec	MSD % Rec	% Rec Limits	RPD	Max RPD	Qual
Arsenic, Dissolved	ug/L	ND	1000	1000	981	985	98	98	75-125	0	20	
Barium, Dissolved	ug/L	582	1000	1000	1550	1650	97	106	75-125	6	20	
Cadmium, Dissolved	ug/L	ND	1000	1000	984	991	98	99	75-125	1	20	
Chromium, Dissolved	ug/L	ND	1000	1000	968	982	97	98	75-125	1	20	
Lead, Dissolved	ug/L	ND	1000	1000	968	982	97	98	75-125	1	20	
Selenium, Dissolved	ug/L	ND	1000	1000	988	993	98	99	75-125	0	20	
Silver, Dissolved	ug/L	ND	500	500	495	500	99	100	75-125	1	20	

Results presented on this page are in the units indicated by the "Units" column except where an alternate unit is presented to the right of the result.

REPORT OF LABORATORY ANALYSIS

This report shall not be reproduced, except in full,
without the written consent of Pace Analytical Services, Inc..

Pace Analytical Services, Inc.
9608 Loiret Blvd.
Lenexa, KS 66219
(913)599-5665

QUALITY CONTROL DATA

Project: Temp Wells BLDG 4
Pace Project No.: 60203772

QC Batch: MSV/72159 Analysis Method: EPA 5030B/8260
QC Batch Method: EPA 5030B/8260 Analysis Description: 8260 MSV Water 10 mL Purge
Associated Lab Samples: 60203772001, 60203772002, 60203772003, 60203772004, 60203772005, 60203772006

METHOD BLANK: 1647537 Matrix: Water
Associated Lab Samples: 60203772001, 60203772002, 60203772003, 60203772004, 60203772005, 60203772006

Parameter	Units	Blank Result	Reporting Limit	Analyzed	Qualifiers
1,1,1-Trichloroethane	ug/L	ND	0.50	10/09/15 16:17	
1,1,2,2-Tetrachloroethane	ug/L	ND	0.50	10/09/15 16:17	
1,1,2-Trichloroethane	ug/L	ND	0.50	10/09/15 16:17	
1,1,2-Trichlorotrifluoroethane	ug/L	ND	1.0	10/09/15 16:17	
1,1-Dichloroethane	ug/L	ND	0.70	10/09/15 16:17	
1,1-Dichloroethene	ug/L	ND	1.3	10/09/15 16:17	
1,2-Dichlorobenzene	ug/L	ND	1.0	10/09/15 16:17	
1,2-Dichloroethane	ug/L	ND	0.50	10/09/15 16:17	
1,2-Dichloroethene (Total)	ug/L	ND	5.0	10/09/15 16:17	
1,2-Dichloropropane	ug/L	ND	0.50	10/09/15 16:17	
1,3-Dichlorobenzene	ug/L	ND	1.0	10/09/15 16:17	
1,4-Dichlorobenzene	ug/L	ND	1.0	10/09/15 16:17	
2-Butanone (MEK)	ug/L	ND	5.0	10/09/15 16:17	
2-Hexanone	ug/L	ND	5.0	10/09/15 16:17	
4-Methyl-2-pentanone (MIBK)	ug/L	ND	5.0	10/09/15 16:17	
Acetone	ug/L	ND	10.0	10/09/15 16:17	
Benzene	ug/L	ND	2.0	10/09/15 16:17	
Bromodichloromethane	ug/L	ND	1.0	10/09/15 16:17	
Bromoform	ug/L	ND	2.0	10/09/15 16:17	
Bromomethane	ug/L	ND	3.0	10/09/15 16:17	
Carbon disulfide	ug/L	ND	5.0	10/09/15 16:17	
Carbon tetrachloride	ug/L	ND	1.2	10/09/15 16:17	
Chlorobenzene	ug/L	ND	0.70	10/09/15 16:17	
Chloroethane	ug/L	ND	5.2	10/09/15 16:17	
Chloroform	ug/L	ND	0.50	10/09/15 16:17	
Chloromethane	ug/L	ND	0.80	10/09/15 16:17	
cis-1,3-Dichloropropene	ug/L	ND	3.4	10/09/15 16:17	
Dibromochloromethane	ug/L	ND	0.90	10/09/15 16:17	
Ethylbenzene	ug/L	ND	2.0	10/09/15 16:17	
Methylene chloride	ug/L	ND	2.5	10/09/15 16:17	
Styrene	ug/L	ND	5.0	10/09/15 16:17	
Tetrachloroethene	ug/L	ND	0.50	10/09/15 16:17	
Toluene	ug/L	ND	2.0	10/09/15 16:17	
trans-1,3-Dichloropropene	ug/L	ND	0.60	10/09/15 16:17	
Trichloroethene	ug/L	ND	1.2	10/09/15 16:17	
Trichlorofluoromethane	ug/L	ND	5.0	10/09/15 16:17	
Vinyl chloride	ug/L	ND	1.8	10/09/15 16:17	
Xylene (Total)	ug/L	ND	7.0	10/09/15 16:17	
1,2-Dichloroethane-d4 (S)	%	99	80-120	10/09/15 16:17	
4-Bromofluorobenzene (S)	%	98	80-120	10/09/15 16:17	
Toluene-d8 (S)	%	103	80-120	10/09/15 16:17	

Results presented on this page are in the units indicated by the "Units" column except where an alternate unit is presented to the right of the result.

REPORT OF LABORATORY ANALYSIS

This report shall not be reproduced, except in full,
without the written consent of Pace Analytical Services, Inc..

Pace Analytical Services, Inc.
9608 Loiret Blvd.
Lenexa, KS 66219
(913)599-5665

QUALITY CONTROL DATA

Project: Temp Wells BLDG 4
Pace Project No.: 60203772

LABORATORY CONTROL SAMPLE: 1647538

Parameter	Units	Spike Conc.	LCS Result	LCS % Rec	% Rec Limits	Qualifiers
1,1,1-Trichloroethane	ug/L	20	17.3	86	80-120	
1,1,2,2-Tetrachloroethane	ug/L	20	15.8	79	73-121	
1,1,2-Trichloroethane	ug/L	20	17.3	87	80-120	
1,1,2-Trichlorotrifluoroethane	ug/L	20	18.1	91	80-120	
1,1-Dichloroethane	ug/L	20	18.3	91	80-120	
1,1-Dichloroethene	ug/L	20	17.1	85	80-120	
1,2-Dichlorobenzene	ug/L	20	18.9	94	80-120	
1,2-Dichloroethane	ug/L	20	17.4	87	81-120	
1,2-Dichloroethene (Total)	ug/L	40	35.0	87	80-120	
1,2-Dichloropropane	ug/L	20	17.5	88	80-120	
1,3-Dichlorobenzene	ug/L	20	18.3	91	80-120	
1,4-Dichlorobenzene	ug/L	20	18.7	94	80-120	
2-Butanone (MEK)	ug/L	100	94.6	95	67-122	
2-Hexanone	ug/L	100	95.0	95	75-121	
4-Methyl-2-pentanone (MIBK)	ug/L	100	89.3	89	76-120	
Acetone	ug/L	100	92.8	93	72-120	
Benzene	ug/L	20	18.6	93	80-120	
Bromodichloromethane	ug/L	20	17.5	88	80-120	
Bromoform	ug/L	20	17.8	89	73-138	
Bromomethane	ug/L	20	20.9	105	38-137	
Carbon disulfide	ug/L	20	19.3	96	71-129	
Carbon tetrachloride	ug/L	20	17.2	86	67-146	
Chlorobenzene	ug/L	20	18.2	91	80-120	
Chloroethane	ug/L	20	18.8	94	76-120	
Chloroform	ug/L	20	17.0	85	80-120	
Chloromethane	ug/L	20	14.0	70	34-165	
cis-1,3-Dichloropropene	ug/L	20	17.1	86	80-120	
Dibromochloromethane	ug/L	20	18.3	91	80-126	
Ethylbenzene	ug/L	20	18.9	95	80-120	
Methylene chloride	ug/L	20	17.9	90	80-120	
Styrene	ug/L	20	19.1	96	80-123	
Tetrachloroethene	ug/L	20	17.9	89	80-123	
Toluene	ug/L	20	18.3	91	80-120	
trans-1,3-Dichloropropene	ug/L	20	17.9	90	80-129	
Trichloroethene	ug/L	20	17.0	85	80-120	
Trichlorofluoromethane	ug/L	20	19.6	98	79-120	
Vinyl chloride	ug/L	20	17.8	89	62-125	
Xylene (Total)	ug/L	60	56.1	94	80-120	
1,2-Dichloroethane-d4 (S)	%			97	80-120	
4-Bromofluorobenzene (S)	%			96	80-120	
Toluene-d8 (S)	%			100	80-120	

Results presented on this page are in the units indicated by the "Units" column except where an alternate unit is presented to the right of the result.

REPORT OF LABORATORY ANALYSIS

This report shall not be reproduced, except in full,
without the written consent of Pace Analytical Services, Inc..

Pace Analytical Services, Inc.
9608 Loiret Blvd.
Lenexa, KS 66219
(913)599-5665

QUALITY CONTROL DATA

Project: Temp Wells BLDG 4
Pace Project No.: 60203772

QC Batch: MSV/72138 Analysis Method: EPA 8260
QC Batch Method: EPA 8260 Analysis Description: 8260 MSV MO GRO Oxygenates
Associated Lab Samples: 60203772001, 60203772002, 60203772003, 60203772004

METHOD BLANK: 1646436 Matrix: Water
Associated Lab Samples: 60203772001, 60203772002, 60203772003, 60203772004

Parameter	Units	Blank Result	Reporting Limit	Analyzed	Qualifiers
TPH-GRO	ug/L	ND	500	10/08/15 10:41	
1,2-Dichloroethane-d4 (S)	%	99	82-119	10/08/15 10:41	
4-Bromofluorobenzene (S)	%	102	80-120	10/08/15 10:41	
Toluene-d8 (S)	%	100	80-120	10/08/15 10:41	

LABORATORY CONTROL SAMPLE: 1646437

Parameter	Units	Spike Conc.	LCS Result	LCS % Rec	% Rec Limits	Qualifiers
TPH-GRO	ug/L	4000	4800	120	53-122	
1,2-Dichloroethane-d4 (S)	%			99	82-119	
4-Bromofluorobenzene (S)	%			100	80-120	
Toluene-d8 (S)	%			101	80-120	

Results presented on this page are in the units indicated by the "Units" column except where an alternate unit is presented to the right of the result.

REPORT OF LABORATORY ANALYSIS

This report shall not be reproduced, except in full,
without the written consent of Pace Analytical Services, Inc..

Pace Analytical Services, Inc.
9608 Loiret Blvd.
Lenexa, KS 66219
(913)599-5665

QUALITY CONTROL DATA

Project: Temp Wells BLDG 4
Pace Project No.: 60203772

QC Batch: OEXT/51431 Analysis Method: EPA 8015B
QC Batch Method: EPA 3510C Analysis Description: EPA 8015B
Associated Lab Samples: 60203772001, 60203772002, 60203772003, 60203772004

METHOD BLANK: 1643005 Matrix: Water
Associated Lab Samples: 60203772001, 60203772002, 60203772003, 60203772004

Parameter	Units	Blank Result	Reporting Limit	Analyzed	Qualifiers
TPH-DRO (C10-C28)	mg/L	ND	0.50	10/04/15 16:32	
TPH-ORO (C28-C35)	mg/L	ND	0.50	10/04/15 16:32	
n-Tetracosane (S)	%	80	20-126	10/04/15 16:32	
p-Terphenyl (S)	%	81	31-126	10/04/15 16:32	

LABORATORY CONTROL SAMPLE: 1643006

Parameter	Units	Spike Conc.	LCS Result	LCS % Rec	% Rec Limits	Qualifiers
TPH-DRO (C10-C28)	mg/L	2.5	2.2	87	44-129	
TPH-ORO (C28-C35)	mg/L		ND			
n-Tetracosane (S)	%			76	20-126	
p-Terphenyl (S)	%			89	31-126	

Results presented on this page are in the units indicated by the "Units" column except where an alternate unit is presented to the right of the result.

REPORT OF LABORATORY ANALYSIS

This report shall not be reproduced, except in full,
without the written consent of Pace Analytical Services, Inc..

Pace Analytical Services, Inc.
9608 Loiret Blvd.
Lenexa, KS 66219
(913)599-5665

QUALITY CONTROL DATA

Project: Temp Wells BLDG 4
Pace Project No.: 60203772

QC Batch: OEXT/51501 Analysis Method: EPA 8270 by SIM
QC Batch Method: EPA 3510 Analysis Description: 8270 Water PAH by SIM MSSV
Associated Lab Samples: 60203772001, 60203772002, 60203772003

METHOD BLANK: 1646131 Matrix: Water
Associated Lab Samples: 60203772001, 60203772002, 60203772003

Parameter	Units	Blank Result	Reporting Limit	Analyzed	Qualifiers
1,4-Dioxane (p-Dioxane)	ug/L	ND	0.50	10/08/15 16:03	
Acenaphthene	ug/L	ND	0.10	10/09/15 15:54	
Acenaphthylene	ug/L	ND	0.10	10/09/15 15:54	
Anthracene	ug/L	ND	0.10	10/09/15 15:54	
Benzo(a)anthracene	ug/L	ND	0.10	10/09/15 15:54	
Benzo(a)pyrene	ug/L	ND	0.10	10/09/15 15:54	
Benzo(b)fluoranthene	ug/L	ND	0.10	10/09/15 15:54	
Benzo(g,h,i)perylene	ug/L	ND	0.10	10/09/15 15:54	
Benzo(k)fluoranthene	ug/L	ND	0.10	10/09/15 15:54	
Chrysene	ug/L	ND	0.10	10/09/15 15:54	
Dibenz(a,h)anthracene	ug/L	ND	0.10	10/09/15 15:54	
Fluoranthene	ug/L	ND	0.10	10/09/15 15:54	
Fluorene	ug/L	ND	0.10	10/09/15 15:54	
Indeno(1,2,3-cd)pyrene	ug/L	ND	0.10	10/09/15 15:54	
Naphthalene	ug/L	ND	0.50	10/09/15 15:54	
Phenanthrene	ug/L	ND	0.50	10/09/15 15:54	
Pyrene	ug/L	ND	0.10	10/09/15 15:54	
2-Fluorobiphenyl (S)	%	89	42-113	10/09/15 15:54	
Terphenyl-d14 (S)	%	86	50-118	10/09/15 15:54	

LABORATORY CONTROL SAMPLE: 1646132

Parameter	Units	Spike Conc.	LCS Result	LCS % Rec	% Rec Limits	Qualifiers
1,4-Dioxane (p-Dioxane)	ug/L	2	0.65	32	25-140	
Acenaphthene	ug/L	1	0.81	81	55-110	
Acenaphthylene	ug/L	1	0.78	78	53-111	
Anthracene	ug/L	1	0.83	83	54-113	
Benzo(a)anthracene	ug/L	1	0.85	85	60-117	
Benzo(a)pyrene	ug/L	1	0.83	83	57-116	
Benzo(b)fluoranthene	ug/L	1	0.85	85	58-119	
Benzo(g,h,i)perylene	ug/L	1	0.90	90	46-121	
Benzo(k)fluoranthene	ug/L	1	0.81	81	53-122	
Chrysene	ug/L	1	0.71	71	58-119	
Dibenz(a,h)anthracene	ug/L	1	0.91	91	43-125	
Fluoranthene	ug/L	1	0.84	84	59-116	
Fluorene	ug/L	1	0.77	77	49-119	
Indeno(1,2,3-cd)pyrene	ug/L	1	0.93	93	51-118	
Naphthalene	ug/L	1	0.82	82	57-110	
Phenanthrene	ug/L	1	0.82	82	59-114	
Pyrene	ug/L	1	0.84	84	55-123	

Results presented on this page are in the units indicated by the "Units" column except where an alternate unit is presented to the right of the result.

REPORT OF LABORATORY ANALYSIS

This report shall not be reproduced, except in full,
without the written consent of Pace Analytical Services, Inc..

Pace Analytical Services, Inc.
9608 Loiret Blvd.
Lenexa, KS 66219
(913)599-5665

QUALITY CONTROL DATA

Project: Temp Wells BLDG 4
Pace Project No.: 60203772

LABORATORY CONTROL SAMPLE: 1646132

Parameter	Units	Spike Conc.	LCS Result	LCS % Rec	% Rec Limits	Qualifiers
2-Fluorobiphenyl (S)	%			92	42-113	
Terphenyl-d14 (S)	%			84	50-118	

Results presented on this page are in the units indicated by the "Units" column except where an alternate unit is presented to the right of the result.

REPORT OF LABORATORY ANALYSIS

This report shall not be reproduced, except in full,
without the written consent of Pace Analytical Services, Inc..

Pace Analytical Services, Inc.
9608 Loiret Blvd.
Lenexa, KS 66219
(913)599-5665

QUALIFIERS

Project: Temp Wells BLDG 4
Pace Project No.: 60203772

DEFINITIONS

DF - Dilution Factor, if reported, represents the factor applied to the reported data due to dilution of the sample aliquot.

ND - Not Detected at or above adjusted reporting limit.

J - Estimated concentration above the adjusted method detection limit and below the adjusted reporting limit.

MDL - Adjusted Method Detection Limit.

PQL - Practical Quantitation Limit.

RL - Reporting Limit.

S - Surrogate

1,2-Diphenylhydrazine decomposes to and cannot be separated from Azobenzene using Method 8270. The result for each analyte is a combined concentration.

Consistent with EPA guidelines, unrounded data are displayed and have been used to calculate % recovery and RPD values.

LCS(D) - Laboratory Control Sample (Duplicate)

MS(D) - Matrix Spike (Duplicate)

DUP - Sample Duplicate

RPD - Relative Percent Difference

NC - Not Calculable.

SG - Silica Gel - Clean-Up

U - Indicates the compound was analyzed for, but not detected.

N-Nitrosodiphenylamine decomposes and cannot be separated from Diphenylamine using Method 8270. The result reported for each analyte is a combined concentration.

Pace Analytical is TNI accredited. Contact your Pace PM for the current list of accredited analytes.

TNI - The NELAC Institute.

LABORATORIES

PASI-K	Pace Analytical Services - Kansas City

BATCH QUALIFIERS

Batch: OEXT/51431

[M5] A matrix spike/matrix spike duplicate was not performed for this batch due to insufficient sample volume.

Batch: OEXT/51434

[M5] A matrix spike/matrix spike duplicate was not performed for this batch due to insufficient sample volume.

Batch: OEXT/51501

[M5] A matrix spike/matrix spike duplicate was not performed for this batch due to insufficient sample volume.

Batch: MSV/72138

[M5] A matrix spike/matrix spike duplicate was not performed for this batch due to insufficient sample volume.

Batch: MSV/72159

[M5] A matrix spike/matrix spike duplicate was not performed for this batch due to insufficient sample volume.

ANALYTE QUALIFIERS

1e	A matrix spike/matrix spike duplicate was not performed for this batch due to insufficient sample volume.
D9	Dissolved result is greater than the total. Data is within laboratory control limits.
H2	Extraction or preparation conducted outside EPA method holding time.

This report shall not be reproduced, except in full,
without the written consent of Pace Analytical Services, Inc..

Pace Analytical Services, Inc.
9608 Loiret Blvd.
Lenexa, KS 66219
(913)599-5665

QUALITY CONTROL DATA CROSS REFERENCE TABLE

Project: Temp Wells BLDG 4
Pace Project No.: 60203772

Lab ID	Sample ID	QC Batch Method	QC Batch	Analytical Method	Analytical Batch
60203772001	**TWBD41506-01L-150928-01**	EPA 120.1	FLD/15937		
60203772002	**TWBD41506-04L-150928-01**	EPA 120.1	FLD/15937		
60203772003	**TWBD41506-02L-150929-01**	EPA 120.1	FLD/15937		
60203772004	**TWBD41506-03L-150929-01**	EPA 120.1	FLD/15937		
60203772001	**TWBD41506-01L-150928-01**	SM 4500-H+B	FLD/15935		
60203772002	**TWBD41506-04L-150928-01**	SM 4500-H+B	FLD/15935		
60203772003	**TWBD41506-02L-150929-01**	SM 4500-H+B	FLD/15935		
60203772004	**TWBD41506-03L-150929-01**	SM 4500-H+B	FLD/15935		
60203772001	**TWBD41506-01L-150928-01**	SM 2550B	FLD/15936		
60203772002	**TWBD41506-04L-150928-01**	SM 2550B	FLD/15936		
60203772003	**TWBD41506-02L-150929-01**	SM 2550B	FLD/15936		
60203772004	**TWBD41506-03L-150929-01**	SM 2550B	FLD/15936		
60203772001	**TWBD41506-01L-150928-01**		FLD/15939		
60203772002	**TWBD41506-04L-150928-01**		FLD/15939		
60203772003	**TWBD41506-02L-150929-01**		FLD/15939		
60203772004	**TWBD41506-03L-150929-01**		FLD/15939		
60203772001	**TWBD41506-01L-150928-01**	EPA 3510C	OEXT/51431	EPA 8015B	GCSV/19798
60203772002	**TWBD41506-04L-150928-01**	EPA 3510C	OEXT/51431	EPA 8015B	GCSV/19798
60203772003	**TWBD41506-02L-150929-01**	EPA 3510C	OEXT/51431	EPA 8015B	GCSV/19798
60203772004	**TWBD41506-03L-150929-01**	EPA 3510C	OEXT/51431	EPA 8015B	GCSV/19798
60203772001	**TWBD41506-01L-150928-01**	EPA 3010	MPRP/33358	EPA 6010	ICP/24584
60203772002	**TWBD41506-04L-150928-01**	EPA 3010	MPRP/33358	EPA 6010	ICP/24584
60203772003	**TWBD41506-02L-150929-01**	EPA 3010	MPRP/33370	EPA 6010	ICP/24592
60203772004	**TWBD41506-03L-150929-01**	EPA 3010	MPRP/33370	EPA 6010	ICP/24592
60203772001	**TWBD41506-01L-150928-01**	EPA 3010	MPRP/33404	EPA 6010	ICP/24619
60203772002	**TWBD41506-04L-150928-01**	EPA 3010	MPRP/33404	EPA 6010	ICP/24619
60203772003	**TWBD41506-02L-150929-01**	EPA 3010	MPRP/33404	EPA 6010	ICP/24619
60203772004	**TWBD41506-03L-150929-01**	EPA 3010	MPRP/33404	EPA 6010	ICP/24619
60203772001	**TWBD41506-01L-150928-01**	EPA 7470	MERP/9976	EPA 7470	MERC/9925
60203772002	**TWBD41506-04L-150928-01**	EPA 7470	MERP/9976	EPA 7470	MERC/9925
60203772003	**TWBD41506-02L-150929-01**	EPA 7470	MERP/9976	EPA 7470	MERC/9925
60203772004	**TWBD41506-03L-150929-01**	EPA 7470	MERP/9976	EPA 7470	MERC/9925
60203772001	**TWBD41506-01L-150928-01**	EPA 7470	MERP/9975	EPA 7470	MERC/9924
60203772002	**TWBD41506-04L-150928-01**	EPA 7470	MERP/9975	EPA 7470	MERC/9924
60203772003	**TWBD41506-02L-150929-01**	EPA 7470	MERP/9975	EPA 7470	MERC/9924
60203772004	**TWBD41506-03L-150929-01**	EPA 7470	MERP/9975	EPA 7470	MERC/9924
60203772001	**TWBD41506-01L-150928-01**	EPA 3510	OEXT/51501	EPA 8270 by SIM	MSSV/16708
60203772002	**TWBD41506-04L-150928-01**	EPA 3510	OEXT/51501	EPA 8270 by SIM	MSSV/16708
60203772003	**TWBD41506-02L-150929-01**	EPA 3510	OEXT/51501	EPA 8270 by SIM	MSSV/16708
60203772004	**TWBD41506-03L-150929-01**	EPA 3510	OEXT/51434	EPA 8270 by SIM	MSSV/16701
60203772001	**TWBD41506-01L-150928-01**	EPA 5030B/8260	MSV/72159		
60203772002	**TWBD41506-04L-150928-01**	EPA 5030B/8260	MSV/72159		
60203772003	**TWBD41506-02L-150929-01**	EPA 5030B/8260	MSV/72159		

This report shall not be reproduced, except in full,
without the written consent of Pace Analytical Services, Inc..

Pace Analytical Services, Inc.
9608 Loiret Blvd.
Lenexa, KS 66219
(913)599-5665

QUALITY CONTROL DATA CROSS REFERENCE TABLE

Project: Temp Wells BLDG 4
Pace Project No.: 60203772

Lab ID	Sample ID	QC Batch Method	QC Batch	Analytical Method	Analytical Batch
60203772004	**TWBD41506-03L-150929-01**	EPA 5030B/8260	MSV/72159		
60203772005	**QATB-150929-01**	EPA 5030B/8260	MSV/72159		
60203772006	**QAEB-150929-02**	EPA 5030B/8260	MSV/72159		
60203772001	**TWBD41506-01L-150928-01**	EPA 8260	MSV/72138		
60203772002	**TWBD41506-04L-150928-01**	EPA 8260	MSV/72138		
60203772003	**TWBD41506-02L-150929-01**	EPA 8260	MSV/72138		
60203772004	**TWBD41506-03L-150929-01**	EPA 8260	MSV/72138		

This report shall not be reproduced, except in full,
without the written consent of Pace Analytical Services, Inc..

Pace Analytical® www.pacelabs.com

Sample Condition Upon Receipt

WO# : 60203772

60203772

Client Name: Honeywell FM&T

Optional
Proj Due Date:
Proj Name:

Courier: FedEx ☐ UPS ☐ VIA ☐ Clay ☐ PEX ☐ ECI ☐ Pace ☑ Other ☐ Client ☐

Tracking #: _____ Pace Shipping Label Used? Yes ☐ No ☑

Custody Seal on Cooler/Box Present: Yes ☐ No ☑ Seals intact: Yes ☐ No ☑

Packing Material: Bubble Wrap ☐ Bubble Bags ☑ Foam ☑ None ☐ Other ☐

Thermometer Used: CF +0.6 T-239 / CF +0.6 T-262 **Type of Ice:** Wet Blue None ☑ Samples received on ice, cooling process has begun.
(circle one)

Cooler Temperature: 9.6

Date and initials of person examining contents: BB 9/28/15

Temperature should be above freezing to 6°C

Chain of Custody present:	☑Yes ☐No ☐N/A	1.
Chain of Custody filled out:	☑Yes ☐No ☐N/A	2.
Chain of Custody relinquished:	☑Yes ☐No ☐N/A	3.
Sampler name & signature on COC:	☑Yes ☐No ☐N/A	4.
Samples arrived within holding time:	☑Yes ☐No ☐N/A	5.
Short Hold Time analyses (<72hr):	☐Yes ☑No ☐N/A	6.
Rush Turn Around Time requested:	☐Yes ☑No ☐N/A	7.
Sufficient volume:	☑Yes ☐No ☐N/A	8.
Correct containers used:	☑Yes ☐No ☐N/A	
Pace containers used:	☑Yes ☐No ☐N/A	9.
Containers intact:	☑Yes ☐No ☐N/A	10.
Unpreserved 5035A soils frozen w/in 48hrs?	☐Yes ☐No ☑N/A	11.
Filtered volume received for dissolved tests?	☐Yes ☐No ☑N/A	12.
Sample labels match COC: Includes date/time/ID/analyses Matrix: WT	☑Yes ☐No ☐N/A	13.
All containers needing preservation have been checked.	☐Yes ☐No ☑N/A	
All containers needing preservation are found to be in compliance with EPA recommendation.	☐Yes ☐No ☑N/A	14.
Exceptions: VOA Coliform, O&G, WI-DRO (water)	☑Yes ☐No	Initial when completed / Lot # of added preservative
Trip Blank present:	☐Yes ☑No ☐N/A	
Pace Trip Blank lot # (if purchased): _____		15.
Headspace in VOA vials (>6mm):	☐Yes ☑No ☐N/A	16.
Project sampled in USDA Regulated Area:	☐Yes ☐No ☑N/A	17. List State:
Additional labels attached to 5035A vials in the field?	☐Yes ☐No ☑N/A	18.

Client Notification/ Resolution: Copy COC to Client? Y / N Field Data Required? Y / N

Person Contacted: _____ Date/Time: _____

Comments/ Resolution: _____

Project Manager Review: _____ Date: _____

CHAIN_OF_CUSTODY / Analytical Request Document

Pace Analytical™

Section A	Section B	Section C	
Required Client Information	Required Project Information	Invoice Information	Page: of
Client: HONEYWELL FM&T	Report to:	Attention: Accounts Recievable	
Address: D/SE1 OD48 PO Box 419159	Copy to:	Company:	Regulatory Agency No
Kansas City MO		Address:	
Email:	PO #:	Quote Ref:	
Phone: 997-7332 pgr 0209	Project: Temp. Wells BLDG 4	Pace PM: BLG	Site Location STATE
Due/TAT:	Project #:	Pace Profile: 8218: 1	

Section D Required Client Information

SAMPLE
(A-Z, 0-9/,-)
Sample IDs MUST BE UNIQUE

Matrix Codes
Drinking Water = DW
WATER = WT
WASTE WATER = WW
PRODUCT = P
SOIL/SOLID = SL
OIL = OL
WIPE = WP
AIR = AR
OTHER = OT
TISSUE = TS

Item #	Sample IDs	MATRIX CODE	Sample Type (G=Grab C=Comp)	COLLECTED Composite Start Date	Composite Start Time	Composite End/Grab Date	Composite End/Grab Time	Total # of Containers	Preservation and Quantity: Unpreserved	NONE	H2SO4	HNO3	HCL	NaOH	Na2S2O3	Methanol	Other	Analysis Test: 8270 PAH	8 RCRA Metals Total	8 RCRA Metal Dissolv	1668a PCBs (MN)	8015 DRO & ORO	8260 DRO & VOA 94	Pace Project No. / Lab I.D.
1	TWBD41506-01L-150928-01	LT				9/28/15	1334	13	6		25				5DG9H			✓	✓	✓	✓	✓	6AG1U	BP3N 2.0 / BP3F 2.0 001
2	TWBD41506-02L- -01																							
3	TWBD41506-03L- -01																							
4	TWBD41506-04L-150928-01	LT				9/28/15	1238	13	6		25				↓			✓	✓	✓	✓	✓	↓	↓ 002
5																								
6																								
7																								
8																								
9																								
10																								

C0020772

COMMENTS	RELINQUISHED BY	DATE	TIME	ACCEPTED BY	DATE	TIME	SAMPLE CONDITIONS			
VOA Hcl - 080315TBZM 950 Amber 081715 11Y 1.5 Amber 072715 KA HNO3 090115 AFM.	Ken Sleeman	9/28/15	1453		9/28/15	1453	9.6	Y	N	Y

9/28/15 - ITEMS 1, 4 only

SAMPLER NAME AND SIGNATURE
Print Name of Sampler: Ken Sleeman
Signature of Sampler: Ken Sleeman
Date Signed: 9/28/15

Temp C | Received On Ice | Custody Sealed | Samples Intact

Chain of Custody

Pace Analytical
www.pacelabs.com

Workorder: 60203772 **Workorder Name:** Temp Wells BLDG 4 **Owner Received Date:** 9/28/2015 **Results Requested By:** 10/12/2015

Report To	Subcontract To
Brad Godwin Pace Analytical Services, Inc. 9608 Loiret Blvd. Lenexa, KS 66219 Phone (913)599-5665 Fax (913)599-1759	Pace Analytical Minnesota 1700 Elm Street Suite 200 Minneapolis, MN 55414 Phone (612)607-1700

						Preserved Containers						Requested Analysis												
Item	Sample ID	Sample Type	Collect Date/Time	Lab ID	Matrix	AG1U						1668A PCBs												LAB USE ONLY
1	TWBD41506-01L-150928-01	PS	9/28/2015 13:34	60203772001	Water	2						X												
2	TWBD41506-04L-150928-01	PS	9/28/2015 12:38	60203772002	Water	2						X												
3																								
4																								
5																								

Transfers	Released By	Date/Time	Received By	Date/Time
1				
2				
3				

Comments

Cooler Temperature on Receipt °C	Custody Seal Y or	Received on Ice Y or	Samples Intact Y or N

****In order to maintain client confidentiality, location/name of the sampling site, sampler's name and signature may not be provided on this COC document. This chain of custody is considered complete as is since this information is available in the owner laboratory.*

Pace Analytical
www.pacelabs.com

Sample Condition Upon Receipt

WO# : 60203772

60203772

Client Name: Honeywell

Optional
Proj Due Date:
Proj Name:

Courier: FedEx ☐ UPS ☐ VIA ☐ Clay ☐ PEX ☐ ECI ☐ Pace ☑ Other ☐ Client ☐

Tracking #: _____ Pace Shipping Label Used? Yes ☐ No ☑

Custody Seal on Cooler/Box Present: Yes ☐ No ☑ Seals intact: Yes ☐ No ☑

Packing Material: Bubble Wrap ☐ Bubble Bags ☑ Foam ☑ None ☐ Other ☐

Thermometer Used: CF +0.6 T-239 / CF +0.6 T-262 **Type of Ice:** (Wet) Blue None ☑ Samples received on ice, cooling process has begun.
(circle one)

Cooler Temperature: 1.7, 6.9

Date and initials of person examining contents: BS 9/29/15

Temperature should be above freezing to 6°C

Chain of Custody present:	☑Yes ☐No ☐N/A	1.
Chain of Custody filled out:	☑Yes ☐No ☐N/A	2.
Chain of Custody relinquished:	☑Yes ☐No ☐N/A	3.
Sampler name & signature on COC:	☑Yes ☐No ☐N/A	4.
Samples arrived within holding time:	☑Yes ☐No ☐N/A	5.
Short Hold Time analyses (<72hr):	☐Yes ☑No ☐N/A	6.
Rush Turn Around Time requested:	☐Yes ☑No ☐N/A	7.
Sufficient volume:	☑Yes ☐No ☐N/A	8.
Correct containers used:	☑Yes ☐No ☐N/A	
Pace containers used:	☑Yes ☐No ☐N/A	9.
Containers intact:	☑Yes ☐No ☐N/A	10.
Unpreserved 5035A soils frozen w/in 48hrs?	☐Yes ☐No ☑N/A	11.
Filtered volume received for dissolved tests?	☐Yes ☐No ☑N/A	12.
Sample labels match COC: Includes date/time/ID/analyses	☑Yes ☐No ☐N/A	13.
Matrix: WT		
All containers needing preservation have been checked.	☐Yes ☐No ☑N/A	
All containers needing preservation are found to be in compliance with EPA recommendation.	☐Yes ☐No ☑N/A	14.
Exceptions: VOA, Coliform, O&G, WI-DRO (water)	☑Yes ☐No	Initial when completed / Lot # of added preservative
Trip Blank present:	☑Yes ☐No ☐N/A	
Pace Trip Blank lot # (if purchased): Lot.		15.
Headspace in VOA vials (>6mm):	☐Yes ☑No ☐N/A	16.
Project sampled in USDA Regulated Area:	☐Yes ☐No ☑N/A	17. List State:
Additional labels attached to 5035A vials in the field?	☐Yes ☐No ☑N/A	18.

Client Notification/ Resolution: Copy COC to Client? Y / N Field Data Required? Y / N

Person Contacted: _____ Date/Time: _____

Comments/ Resolution: _____

Project Manager Review: _____ Date: _____

CHAIN_OF_CUSTODY / Analytical Request Document

Pace Analytical™

Page: of

Section A Required Client Information	Section B Required Project Information	Section C Invoice Information
Client: HONEYWELL FM&T	Report to:	Attention: Accounts Recievable
Address: D/SE1 OD48 PO Box 419159	Copy to:	Company:
Kansas City MO		Address:
Email:	PO #:	Quote Ref:
Phone: 997-7332 pgr 0209	Project: Temp. Wells BLDG 4	Pace PM: BLG
Due/TAT:	Project #:	Pace Profile: 8218; 1

Regulatory Agency: No

Site Location STATE:

6089772

Section D Required Client Information

SAMPLE
(A-Z, 0-9/,-)
Sample IDs MUST BE UNIQUE

Matrix Codes
Drinking Water = DW
WATER = WT
WASTE WATER = WW
PRODUCT = P
SOIL/SOLID = SL
OIL = OL
WIPE = WP
AIR = AR
OTHER = OT
TISSUE = TS

Item #	Sample ID	MATRIX CODE	Sample Type (G=Grab C=Comp)	COLLECTED Composite Start Date	Composite Start Time	Composite End/Grab Date	Composite End/Grab Time	Total # of Containers	Preservation: NONE	Unpreserved	H2SO4	HNO3	HCL	NaOH	Na2S2O3	Methanol	Other	Analysis Test: 8270 PAH	8 RCRA Metals Total	8 RCRA Metal Dissolv	1668a PCBs (MN)	8015 DRO & ORO	8260 DRO & VOA 94				Pace Project No. / Lab I.D.
																											Blanks for MMDD only
1	TWBD41506-01L-150929-01	LT				9/28/15	1334	13		6		2	5											BP3N ↓	BP3F ↓	2nd	6AGIU	5DG9U	603
2	TWBD41506-02L-150929-01	LT				9/29/15	1110	13		6		2	5														4AGIU ↓		04
3	TWBD41506-03L-150929-01	LT				9/29/15	939	11		4		2	5																
4	TWBD41506-04L-150928-01	LT				9/28/15	1238	13		6			25														2DG9U		05
5	QATB-150929-01	LT				9/29/15	908	2					2					VOA only									↓		06
6	QAEB-150929-01	LT				9/29/15	1046	2					2					VOA only											
7																													
8																													
9																													
10																													

COMMENTS	RELINQUISHED BY	DATE	TIME	ACCEPTED BY	DATE	TIME	SAMPLE CONDITIONS			
VOA HCl - 080315BZM	Kegulema	9/28/15	1453	Pam Hart	9/29/15	1453	1.7	Y	N	Y
950 Amber 081715IJY	Kegulema	9/29/15	1540				6.9	Y	N	Y
1.0 Amber 082715IKA										
HNO3 090115AFH.										

9/28/15 - ITEMS 1, 4 only.
9/29/15 ITEMS 2, 3, 5, 6

SAMPLER NAME AND SIGNATURE
Print Name of Sampler: Ken Kegulema
Signature of Sampler: Ken Kegulema
Date Signed: 9/28/15

Temp C	Received On Ice	Custody Sealed	Samples Intact

Pace Analytical™
www.pacelabs.com

Pace Analytical Services, Inc.
1700 Elm Street
Minneapolis, MN 55414
Phone: 612.607.1700
Fax: 612.607.6444

Report Prepared for:

Brad Godwin
PACE Kansas
9608 Loiret Blvd
Lenexa KS 66219

REPORT OF LABORATORY ANALYSIS FOR PCBs

Report Information:

Pace Project #: 10324296
Sample Receipt Date: 09/30/2015
Client Project #: 60203772
Client Sub PO #: N/A
State Cert #: N/A

Invoicing & Reporting Options:

The report provided has been invoiced as a Level 2 PCB Report. If an upgrade of this report package is requested, an additional charge may be applied.

Please review the attached invoice for accuracy and forward any questions to Scott Unze, your Pace Project Manager.

This report has been reviewed by:

October 28, 2015

Scott Unze, Project Manager
(612) 607-6383
(612) 607-6444 (fax)
scott.unze@pacelabs.com

Report Prepared Date:
October 28, 2015

Report of Laboratory Analysis

This report should not be reproduced, except in full,
without the written consent of Pace Analytical Services, Inc.

The results relate only to the samples included in this report.

Pace Analytical Services, Inc.
1700 Elm Street
Minneapolis, MN 55414
Phone: 612.607.1700
Fax: 612.607.6444

DISCUSSION

This report presents the results from the analyses performed on four samples submitted by a representative of Pace Analytical Services, Kansas. The samples were analyzed for the presence or absence of polychlorinated biphenyl (PCB) congeners using USEPA Method 1668A. Reporting limits were set to 60 ppq, where supported by the estimated detection limits (EDLs), and were not adjusted for sample volume.

All of the isotopically-labeled PCB internal standards in the sample extracts were recovered within the target ranges for this method. Since the quantification of the native PCB congeners was based on internal standard and isotope dilution methodology, the data were automatically corrected for variation in recovery and accurate values were obtained.

A laboratory method blank was prepared and analyzed with the sample batch as part of our routine quality control procedures. The results show the the blank to contain a low level of PCB congener #11. The sample extracts contained a similar amount of this congener and were flagged "B" to indicate that the levels determined appear to have originated in the laboratory.

Laboratory spike samples were also prepared with the sample set using reference material that had been fortified with native standards. The results show that the spiked native compounds were recovered at 93-117% with relative percent differences of 0.0-9.9%. These values were within method limits. Matrix spikes were not prepared with this extraction batch.

This report shall not be reproduced, except in full,
without the written consent of Pace Analytical Services, Inc.

Pace Analytical Services, Inc.
1700 Elm Street - Suite 200
Minneapolis, MN 55414

Tel: 612-607-1700
Fax: 612- 607-6444

Minnesota Laboratory Certifications

Authority	Certificate #	Authority	Certificate #
A2LA	2926.01	Mississippi	MN00064
Alabama	40770	Montana	92
Alaska	MN00064	Nebraska	
Arizona	AZ0014	Nevada	MN_00064_200
Arkansas	88-0680	New Jersey (NE	MN002
California	01155CA	New York (NEL	11647
Colorado	MN00064	North Carolina	27700
Connecticut	PH-0256	North Dakota	R-036
EPA Region 8	8TMS-Q	Ohio	4150
Florida (NELAP	E87605	Oklahoma	D9922
Georgia (DNR)	959	Oregon (ELAP)	MN200001-005
Guam	959	Oregon (OREL	MN300001-001
Hawaii	SLD	Pennsylvania	68-00563
Idaho	MN00064	Puerto Rico	MN00064
Illinois	200012	Saipan	MP0003
Indiana	C-MN-01	South Carolina	74003001
Indiana	C-MN-01	Tennessee	TN02818
Iowa	368	Texas	T104704192-08
Kansas	E-10167	Utah (NELAP)	MN00064
Kentucky	90062	Virginia	00251
Louisiana	03086	Washington	C755
Maine	2007029	West Virginia	9952C
Maryland	322	Wisconsin	999407970
Michigan	9909	Wyoming	8TMS-Q
Minnesota	027-053-137		

REPORT OF LABORATORY ANALYSIS

This report shall not be reproduced, except in full,
without the written consent of Pace Analytical Services, Inc.

Appendix A

Sample Management

Report No:.....10324296_1668A

Chain of Custody

Pace Analytical®
www.pacelabs.com

10324296

Workorder: 60203772 **Workorder Name:** Temp Wells BLDG 4 **Owner Received Date:** 9/28/2015 **Results Requested By:** 10/12/2015

Report To	Subcontract To
Brad Godwin Pace Analytical Services, Inc. 9608 Loiret Blvd. Lenexa, KS 66219 Phone (913)599-5665 Fax (913)599-1759	Pace Analytical Minnesota 1700 Elm Street Suite 200 Minneapolis, MN 55414 Phone (612)607-1700

Item	Sample ID	Sample Type	Collect Date/Time	Lab ID	Matrix	Preserved Containers: AG1U	1668A PCBs	LAB USE ONLY
1	TWBD41506-01L-150928-01	PS	9/28/2015 13:34	60203772001	Water	2	X	001
2	TWBD41506-04L-150928-01	PS	9/28/2015 12:38	60203772002	Water	2	X	002
3								
4								
5								

Transfers	Released By	Date/Time	Received By	Date/Time	Comments
1		9/28/15 1700		9/30/15 0000	
2					
3					

Cooler Temperature on Receipt 0.4 °C **Custody Seal** Y or **Received on Ice** Y or **Samples Intact** Y or N

****In order to maintain client confidentiality, location/name of the sampling site, sampler's name and signature may not be provided on this COC document. This chain of custody is considered complete as is since this information is available in the owner laboratory.*

Report No.....10324296_1668A

Chain of Custody

10324296

Pace Analytical®
www.pacelabs.com

Workorder: 60203772 **Workorder Name:** Temp Wells BLDG 4 **Owner Received Date:** 9/28/2015 **Results Requested By:** 10/12/2015

Report To	Subcontract To
Brad Godwin Pace Analytical Services, Inc. 9608 Loiret Blvd. Lenexa, KS 66219 Phone (913)599-5665 Fax (913)599-1759	Pace Analytical Minnesota 1700 Elm Street Suite 200 Minneapolis, MN 55414 Phone (612)607-1700

Item	Sample ID	Sample Type	Collect Date/Time	Lab ID	Matrix	Preserved Containers: AG1U	1668A PCBs	LAB USE ONLY
1	TWBD41506-01L-150928-01	PS	9/28/2015 13:34	60203772001	Water	2	X	
2	TWBD41506-04L-150928-01	PS	9/28/2015 12:38	60203772002	Water	2	X	
3	TWBD41506-02L-150929-01	PS	9/29/2015 11:10	60203772003	Water	2	X	003
4	TWBD41506-03L-150929-01	PS	9/29/2015 09:59	60203772004	Water	2	X	004
5								

Transfers	Released By	Date/Time	Received By	Date/Time
1	[signature]	9/30/15 700		
2				
3				

Comments: 209 list

Cooler Temperature on Receipt °C	Custody Seal Y or	Received on Ice Y or	Samples Intact Y or N

****In order to maintain client confidentiality, location/name of the sampling site, sampler's name and signature may not be provided on this COC document. This chain of custody is considered complete as is since this information is available in the owner laboratory.*

Pace Analytical®	Document Name: **Sample Condition Upon Receipt Form**	Document Revised: 23Feb2015 Page 1 of 1
	Document No.: **F-MN-L-213-rev.13**	Issuing Authority: Pace Minnesota Quality Office

Sample Condition Upon Receipt

Client Name: Pace KS

Project #: WO#: 10324296

10324296

Courier: ☑ Fed Ex ☐ UPS ☐ USPS ☐ Client
☐ Commercial ☐ Pace ☐ SpeeDee ☐ Other:

Tracking Number: 6508 6159 2538

Custody Seal on Cooler/Box Present? ☐ Yes ☐ No **Seals Intact?** ☑ Yes ☐ No **Optional:** Proj. Due Date: Proj. Name:

Packing Material: ☑ Bubble Wrap ☐ Bubble Bags ☐ None ☐ Other: **Temp Blank?** ☑ Yes ☐ No

Thermometer Used: ☐ B88A9130516413 ☐ B88A912167504 ☑ B88A0143310098 **Type of Ice:** ☑ Wet ☐ Blue ☐ None ☐ Samples on ice, cooling process has begun

Cooler Temp Read (°C): 0.5 **Cooler Temp Corrected (°C):** 0.6 **Biological Tissue Frozen?** ☐ Yes ☐ No ☑ N/A

Temp should be above freezing to 6°C **Correction Factor:** +0.1 **Date and Initials of Person Examining Contents:** JM 10/1/15

USDA Regulated Soil (☑ N/A, water sample)

Did samples originate in a quarantine zone within the United States: AL, AR, AZ, CA, FL, GA, ID, LA. MS, NC, NM, NY, OK, OR, SC, TN, TX or WA (check maps)? ☐ Yes ☐ No

Did samples originate from a foreign source (internationally, including Hawaii and Puerto Rico)? ☐ Yes ☐ No

If Yes to either question, fill out a Regulated Soil Checklist (F-MN-Q-338) and include with SCUR/COC paperwork.

				COMMENTS:
Chain of Custody Present?	☑ Yes	☐ No	☐ N/A	1.
Chain of Custody Filled Out?	☑ Yes	☐ No	☐ N/A	2.
Chain of Custody Relinquished?	☑ Yes	☐ No	☐ N/A	3.
Sampler Name and/or Signature on COC?	☐ Yes	☑ No	☐ N/A	4.
Samples Arrived within Hold Time?	☑ Yes	☐ No	☐ N/A	5.
Short Hold Time Analysis (<72 hr)?	☐ Yes	☑ No	☐ N/A	6.
Rush Turn Around Time Requested?	☐ Yes	☑ No	☐ N/A	7.
Sufficient Volume?	☐ Yes	☑ No	☐ N/A	8. Sample 1 & 2 missing
Correct Containers Used?	☑ Yes	☐ No	☐ N/A	9.
-Pace Containers Used?	☑ Yes	☐ No	☐ N/A	
Containers Intact?	☑ Yes	☐ No	☐ N/A	10.
Filtered Volume Received for Dissolved Tests?	☐ Yes	☐ No	☑ N/A	11. Note if sediment is visible in the dissolved container
Sample Labels Match COC?	☑ Yes	☐ No	☐ N/A	12.
-Includes Date/Time/ID/Analysis Matrix: WT				
All containers needing acid/base preservation have been checked?	☐ Yes	☐ No	☑ N/A	13. ☐ HNO_3 ☐ H_2SO_4 ☐ NaOH ☐ HCl Sample #
All containers needing preservation are found to be in compliance with EPA recommendation? (HNO_3, H_2SO_4, HCl<2; NaOH >9 Sulfide, NaOH>12 Cyanide)	☐ Yes	☐ No	☑ N/A	
Exceptions: VOA, Coliform, TOC, Oil and Grease, DRO/8015 (water) DOC	☐ Yes	☐ No	☑ N/A	Initial when completed: Lot # of added preservative:
Headspace in VOA Vials (>6mm)?	☐ Yes	☐ No	☑ N/A	14.
Trip Blank Present?	☐ Yes	☐ No	☑ N/A	15.
Trip Blank Custody Seals Present?	☐ Yes	☐ No	☑ N/A	
Pace Trip Blank Lot # (if purchased):				

CLIENT NOTIFICATION/RESOLUTION **Field Data Required?** ☐ Yes ☐ No

Person Contacted: Date/Time:

Comments/Resolution:

Project Manager Review: Date: 10/02/15

Note: Whenever there is a discrepancy affecting North Carolina compliance samples, a copy of this form will be sent to the North Carolina DEHNR Certification Office (i.e out of hold, incorrect preservative, out of temp, incorrect containers).

Pace Analytical®	Document Name: **Sample Condition Upon Receipt Form**	Document Revised: 23Feb2015 Page 1 of 1
	Document No.: **F-MN-L-213-rev.13**	Issuing Authority: Pace Minnesota Quality Office

Sample Condition Upon Receipt

Client Name: Pace KS

Project #: WO# : 10324296

10324296

Courier: ☑ Fed Ex ☐ UPS ☐ USPS ☐ Client ☐ Commercial ☐ Pace ☐ SpeeDee ☐ Other:

Tracking Number: cant read tracking #

Custody Seal on Cooler/Box Present? ☑ Yes ☐ No **Seals Intact?** ☑ Yes ☐ No

Optional: Proj. Due Date: Proj. Name:

Packing Material: ☑ Bubble Wrap ☐ Bubble Bags ☐ None ☐ Other: **Temp Blank?** ☐ Yes ☑ No

Thermometer Used: ☐ B88A9130516413 ☑ B88A912167504 ☐ B88A0143310098 **Type of Ice:** ☑ Wet ☐ Blue ☐ None ☐ Samples on ice, cooling process has begun

Cooler Temp Read (°C): 0.4 **Cooler Temp Corrected (°C):** 0.4 **Biological Tissue Frozen?** ☐ Yes ☐ No ☑ N/A

Temp should be above freezing to 6°C **Correction Factor:** +0.0 **Date and Initials of Person Examining Contents:** KAC 9/30/15

USDA Regulated Soil (☑ N/A, water sample)

Did samples originate in a quarantine zone within the United States: AL, AR, AZ, CA, FL, GA, ID, LA. MS, NC, NM, NY, OK, OR, SC, TN, TX or WA (check maps)? ☐ Yes ☐ No

Did samples originate from a foreign source (internationally, including Hawaii and Puerto Rico)? ☐ Yes ☐ No

If Yes to either question, fill out a Regulated Soil Checklist (F-MN-Q-338) and include with SCUR/COC paperwork.

				COMMENTS:
Chain of Custody Present?	☑ Yes	☐ No	☐ N/A	1.
Chain of Custody Filled Out?	☑ Yes	☐ No	☐ N/A	2.
Chain of Custody Relinquished?	☑ Yes	☐ No	☐ N/A	3.
Sampler Name and/or Signature on COC?	☐ Yes	☑ No	☐ N/A	4.
Samples Arrived within Hold Time?	☑ Yes	☐ No	☐ N/A	5.
Short Hold Time Analysis (<72 hr)?	☐ Yes	☑ No	☐ N/A	6.
Rush Turn Around Time Requested?	☐ Yes	☑ No	☐ N/A	7.
Sufficient Volume?	☑ Yes	☐ No	☐ N/A	8.
Correct Containers Used?	☑ Yes	☐ No	☐ N/A	9.
-Pace Containers Used?	☑ Yes	☐ No	☐ N/A	
Containers Intact?	☑ Yes	☐ No	☐ N/A	10.
Filtered Volume Received for Dissolved Tests?	☐ Yes	☐ No	☑ N/A	11. Note if sediment is visible in the dissolved container
Sample Labels Match COC?	☑ Yes	☐ No	☐ N/A	12.
-Includes Date/Time/ID/Analysis Matrix: WT				
All containers needing acid/base preservation have been checked?	☐ Yes	☐ No	☑ N/A	13. ☐ HNO_3 ☐ H_2SO_4 ☐ NaOH ☐ HCl Sample #
All containers needing preservation are found to be in compliance with EPA recommendation? (HNO_3, H_2SO_4, HCl<2; NaOH >9 Sulfide, NaOH>12 Cyanide)	☐ Yes	☐ No	☑ N/A	
Exceptions: VOA, Coliform, TOC, Oil and Grease, DRO/8015 (water) DOC	☐ Yes	☐ No	☑ N/A	Initial when completed: Lot # of added preservative:
Headspace in VOA Vials (>6mm)?	☐ Yes	☐ No	☑ N/A	14.
Trip Blank Present?	☐ Yes	☐ No	☑ N/A	15.
Trip Blank Custody Seals Present?	☐ Yes	☐ No	☑ N/A	
Pace Trip Blank Lot # (if purchased):				

CLIENT NOTIFICATION/RESOLUTION **Field Data Required?** ☐ Yes ☐ No

Person Contacted: Date/Time:

Comments/Resolution:

Project Manager Review: Date: 10/02/15

Note: Whenever there is a discrepancy affecting North Carolina compliance samples, a copy of this form will be sent to the North Carolina DEHNR Certification Office (i.e out of hold, incorrect preservative, out of temp, incorrect containers).

Pace Analytical Services, Inc.
1700 Elm Street - Suite 200
Minneapolis, MN 55414

Tel: 612-607-1700
Fax: 612- 607-6444

Reporting Flags

A = Reporting Limit based on signal to noise

B = Less than 10x higher than method blank level

C = Result obtained from confirmation analysis

D = Result obtained from analysis of diluted sample

E = Exceeds calibration range

I = Interference present

J = Estimated value

Nn = Value obtained from additional analysis

P = PCDE Interference

R = Recovery outside target range

S = Peak saturated

U = Analyte not detected

V = Result verified by confirmation analysis

X = %D Exceeds limits

Y = Calculated using average of daily RFs

* = See Discussion

This report shall not be reproduced, except in full,
without the written consent of Pace Analytical Services, Inc.

Appendix B

Sample Analysis Summary

Pace Analytical Services, Inc.
1700 Elm Street - Suite 200
Minneapolis, MN 55414

Tel: 612-607-1700
Fax: 612- 607-6444

Method 1668A Polychlorobiphenyl Sample Analysis Results

Client - PACE Kansas

Client's Sample ID	TWBD41506-01L-150928-01		
Lab Sample ID	60203772001		
Filename	P151027A_09		
Injected By	CVS		
Total Amount Extracted	960 mL	Matrix	Water
% Moisture	NA	Dilution	5
Dry Weight Extracted	NA	Collected	09/28/2015 13:34
ICAL ID	P151027A02	Received	09/30/2015 10:00
CCal Filename(s)	P151027A_01	Extracted	10/13/2015 13:50
Method Blank ID	BLANK-47297	Analyzed	10/27/2015 13:55

PCB Isomer	IUPAC	RT	Ratio	ng's Added	ng's Found	% Recovery
Labeled Analytes						
13C-2-MoCB	1	8.713	3.12	2.0	1.33	66
13C-4-MoCB	3	11.325	3.29	2.0	1.36	68
13C-2,2'-DiCB	4	11.589	1.60	2.0	1.42	71
13C-4,4'-DiCB	15	18.393	1.56	2.0	1.31	65
13C-2,2',6-TrCB	19	15.182	1.08	2.0	1.44	72
13C-3,4,4'-TrCB	37	26.018	1.08	2.0	1.41	71
13C-2,2',6,6'-TeCB	54	18.640	0.78	2.0	1.41	71
13C-3,4,4',5-TeCB	81	33.066	0.74	2.0	1.61	81
13C-3,3',4,4'-TeCB	77	33.670	0.79	2.0	1.54	77
13C-2,2',4,6,6'-PeCB	104	24.610	1.58	2.0	1.43	71
13C-2,3,3',4,4'-PeCB	105	37.213	1.52	2.0	1.57	79
13C-2,3,4,4',5-PeCB	114	36.542	1.64	2.0	1.59	80
13C-2,3',4,4',5-PeCB	118	35.989	1.59	2.0	1.62	81
13C-2,3',4,4',5'-PeCB	123	35.653	1.59	2.0	1.62	81
13C-3,3',4,4',5-PeCB	126	40.416	1.64	2.0	1.60	80
13C-2,2',4,4',6,6'-HxCB	155	30.567	1.27	2.0	1.65	83
13C-HxCB (156/157)	156/157	43.423	1.29	4.0	3.14	78
13C-2,3',4,4',5,5'-HxCB	167	42.249	1.24	2.0	1.62	81
13C-3,3',4,4',5,5'-HxCB	169	46.743	1.29	2.0	1.49	75
13C-2,2',3,4',5,6,6'-HpCB	188	36.458	1.05	2.0	1.80	90
13C-2,3,3',4,4',5,5'-HpCB	189	49.258	1.04	2.0	1.66	83
13C-2,2',3,3',5,5',6,6'-OcCB	202	41.930	0.87	2.0	1.85	93
13C-2,3,3',4,4',5,5',6-OcCB	205	51.845	0.94	2.0	1.66	83
13C-2,2',3,3',4,4',5,5',6-NoCB	206	53.634	0.80	2.0	1.58	79
13C-2,2',3,3',4,5,5',6,6'-NoCB	208	48.698	0.75	2.0	1.76	88
13C--DeCB	209	55.336	0.74	2.0	1.96	98
Cleanup Standards						
13C-2,4,4'-TrCB	28	21.692	1.03	2.0	1.66	83
13C-2,3,3',5,5'-PeCB	111	33.619	1.63	2.0	1.59	80
13C-2,2',3,3',5,5',6-HpCB	178	39.594	1.01	2.0	1.82	91
Recovery Standards						
13C-2,5-DiCB	9	13.899	1.55	2.0	NA	NA
13C-2,2',5,5'-TeCB	52	23.620	0.79	2.0	NA	NA
13C-2,2',4,5,5'-PeCB	101	30.836	1.57	2.0	NA	NA
13C-2,2',3,4,4',5'-HxCB	138	39.141	1.30	2.0	NA	NA
13C-2,2',3,3',4,4',5,5'-OcCB	194	51.349	0.90	2.0	NA	NA

Conc = Concentration
EML =Method Specified Reporting Limit (1668A)
EMPC = Estimated Maximum Possible Concentration
A = Limit of Detection based on signal to noise
B = Less than 10 times higher than method blank level
R = Recovery outside of Method 1668A control limits
Nn = Value obtained from additional analyses

ND = Not Detected
NA = Not Applicable
NC = Not Calculated
* = See Discussion
X = Outside QC Limits
RT = Retention Time
I = Interference
ng's = Nanograms

REPORT OF LABORATORY ANALYSIS

This report shall not be reproduced, except in full,
without the written consent of Pace Analytical Services, Inc.

Pace Analytical Services, Inc.
1700 Elm Street - Suite 200
Minneapolis, MN 55414

Tel: 612-607-1700
Fax: 612- 607-6444

Method 1668A Polychlorobiphenyl
Sample Analysis Results

Client Sample ID TWBD41506-01L-150928-01
Lab Sample ID 60203772001
Filename P151027A_09

IUPAC	Co-elutions	RT	Ratio	Concentration ng/L	EMPC ng/L	EML ng/L
1		---	---	ND	---	0.0600
2		---	---	ND	---	0.0600
3		---	---	ND	---	0.0600
4		---	---	ND	---	0.0600
5		---	---	ND	---	0.0600
6		---	---	ND	---	0.0600
7		---	---	ND	---	0.0600
8		---	---	ND	---	0.0600
9		---	---	ND	---	0.0600
10		---	---	ND	---	0.0600
11		17.698	1.44	0.150 B	---	0.0600
12	12/13	---	---	ND	---	0.120
13	12/13	---	---	ND	---	0.120
14		---	---	ND	---	0.0600
15		---	---	ND	---	0.0600
16		---	---	ND	---	0.0600
17		---	---	ND	---	0.0600
18	18/30	---	---	ND	---	0.120
19		---	---	ND	---	0.0600
20	20/28	---	---	ND	---	0.120
21	21/33	---	---	ND	---	0.120
22		---	---	ND	---	0.0600
23		---	---	ND	---	0.0600
24		---	---	ND	---	0.0600
25		---	---	ND	---	0.0600
26	26/29	---	---	ND	---	0.120
27		---	---	ND	---	0.0600
28	20/28	---	---	ND	---	0.120
29	26/29	---	---	ND	---	0.120
30	18/30	---	---	ND	---	0.120
31		---	---	ND	---	0.0600
32		---	---	ND	---	0.0600
33	21/33	---	---	ND	---	0.120
34		---	---	ND	---	0.0600
35		---	---	ND	---	0.0600
36		---	---	ND	---	0.0600
37		---	---	ND	---	0.0600
38		---	---	ND	---	0.0600
39		---	---	ND	---	0.0600
40	40/41/71	---	---	ND	---	0.180
41	40/41/71	---	---	ND	---	0.180
42		---	---	ND	---	0.0600
43	43/73	---	---	ND	---	0.120
44	44/47/65	---	---	ND	---	0.180
45	45/51	---	---	ND	---	0.120
46		---	---	ND	---	0.0600
47	44/47/65	---	---	ND	---	0.180
48		---	---	ND	---	0.0600

Conc = Concentration
EML =Method Specified Reporting Limit (1668A)
EMPC = Estimated Maximum Possible Concentration
A = Limit of Detection based on signal to noise
B = Less than 10 times higher than method blank level
R = Recovery outside of Method 1668A control limits
Nn = Value obtained from additional analyses

ND = Not Detected
NA = Not Applicable
NC = Not Calculated
* = See Discussion
X = Outside QC Limits
RT = Retention Time
I = Interference
ng's = Nanograms

REPORT OF LABORATORY ANALYSIS

This report shall not be reproduced, except in full,
without the written consent of Pace Analytical Services, Inc.

Pace Analytical Services, Inc.
1700 Elm Street - Suite 200
Minneapolis, MN 55414

Tel: 612-607-1700
Fax: 612- 607-6444

Method 1668A Polychlorobiphenyl
Sample Analysis Results

Client Sample ID TWBD41506-01L-150928-01
Lab Sample ID 60203772001
Filename P151027A_09

IUPAC	Co-elutions	RT	Ratio	Concentration ng/L	EMPC ng/L	EML ng/L
49	49/69	---	---	ND	---	0.120
50	50/53	---	---	ND	---	0.120
51	45/51	---	---	ND	---	0.120
52		---	---	ND	---	0.0600
53	50/53	---	---	ND	---	0.120
54		---	---	ND	---	0.0600
55		---	---	ND	---	0.0600
56		---	---	ND	---	0.0600
57		---	---	ND	---	0.0600
58		---	---	ND	---	0.0600
59	59/62/75	---	---	ND	---	0.180
60		---	---	ND	---	0.0600
61	61/70/74/76	---	---	ND	---	0.240
62	59/62/75	---	---	ND	---	0.180
63		---	---	ND	---	0.0600
64		---	---	ND	---	0.0600
65	44/47/65	---	---	ND	---	0.180
66		---	---	ND	---	0.0600
67		---	---	ND	---	0.0600
68		---	---	ND	---	0.0600
69	49/69	---	---	ND	---	0.120
70	61/70/74/76	---	---	ND	---	0.240
71	40/41/71	---	---	ND	---	0.180
72		---	---	ND	---	0.0600
73	43/73	---	---	ND	---	0.120
74	61/70/74/76	---	---	ND	---	0.240
75	59/62/75	---	---	ND	---	0.180
76	61/70/74/76	---	---	ND	---	0.240
77		---	---	ND	---	0.0600
78		---	---	ND	---	0.0600
79		---	---	ND	---	0.0600
80		---	---	ND	---	0.0600
81		---	---	ND	---	0.0600
82		---	---	ND	---	0.0600
83		---	---	ND	---	0.0600
84		---	---	ND	---	0.0600
85	85/116/117	---	---	ND	---	0.180
86	86/87/97/108/119/125	---	---	ND	---	0.360
87	86/87/97/108/119/125	---	---	ND	---	0.360
88	88/91	---	---	ND	---	0.120
89		---	---	ND	---	0.0600
90	90/101/113	---	---	ND	---	0.180
91	88/91	---	---	ND	---	0.120
92		---	---	ND	---	0.0600
93	93/98/100/102	---	---	ND	---	0.240
94		---	---	ND	---	0.0600
95		---	---	ND	---	0.0600
96		---	---	ND	---	0.0600

Conc = Concentration
EML =Method Specified Reporting Limit (1668A)
EMPC = Estimated Maximum Possible Concentration
A = Limit of Detection based on signal to noise
B = Less than 10 times higher than method blank level
R = Recovery outside of Method 1668A control limits
Nn = Value obtained from additional analyses

ND = Not Detected
NA = Not Applicable
NC = Not Calculated
* = See Discussion
X = Outside QC Limits
RT = Retention Time
I = Interference
ng's = Nanograms

REPORT OF LABORATORY ANALYSIS

This report shall not be reproduced, except in full,
without the written consent of Pace Analytical Services, Inc.

Pace Analytical Services, Inc.
1700 Elm Street - Suite 200
Minneapolis, MN 55414

Tel: 612-607-1700
Fax: 612- 607-6444

Method 1668A Polychlorobiphenyl
Sample Analysis Results

Client Sample ID TWBD41506-01L-150928-01
Lab Sample ID 60203772001
Filename P151027A_09

IUPAC	Co-elutions	RT	Ratio	Concentration ng/L	EMPC ng/L	EML ng/L
97	86/87/97/108/119/125	---	---	ND	---	0.360
98	93/98/100/102	---	---	ND	---	0.240
99		---	---	ND	---	0.0600
100	93/98/100/102	---	---	ND	---	0.240
101	90/101/113	---	---	ND	---	0.180
102	93/98/100/102	---	---	ND	---	0.240
103		---	---	ND	---	0.0600
104		---	---	ND	---	0.0600
105		---	---	ND	---	0.0600
106		---	---	ND	---	0.0600
107	107/124	---	---	ND	---	0.120
108	86/87/97/108/119/125	---	---	ND	---	0.360
109		---	---	ND	---	0.0600
110	110/115	---	---	ND	---	0.120
111		---	---	ND	---	0.0600
112		---	---	ND	---	0.0600
113	90/101/113	---	---	ND	---	0.180
114		---	---	ND	---	0.0600
115	110/115	---	---	ND	---	0.120
116	85/116/117	---	---	ND	---	0.180
117	85/116/117	---	---	ND	---	0.180
118		---	---	ND	---	0.0600
119	86/87/97/108/119/125	---	---	ND	---	0.360
120		---	---	ND	---	0.0600
121		---	---	ND	---	0.0600
122		---	---	ND	---	0.0600
123		---	---	ND	---	0.0600
124	107/124	---	---	ND	---	0.120
125	86/87/97/108/119/125	---	---	ND	---	0.360
126		---	---	ND	---	0.0600
127		---	---	ND	---	0.0600
128	128/166	---	---	ND	---	0.120
129	129/138/163	---	---	ND	---	0.180
130		---	---	ND	---	0.0600
131		---	---	ND	---	0.0600
132		---	---	ND	---	0.0600
133		---	---	ND	---	0.0600
134	134/143	---	---	ND	---	0.120
135	135/151	---	---	ND	---	0.120
136		---	---	ND	---	0.0600
137		---	---	ND	---	0.0600
138	129/138/163	---	---	ND	---	0.180
139	139/140	---	---	ND	---	0.120
140	139/140	---	---	ND	---	0.120
141		---	---	ND	---	0.0600
142		---	---	ND	---	0.0600
143	134/143	---	---	ND	---	0.120
144		---	---	ND	---	0.0600

Conc = Concentration
EML =Method Specified Reporting Limit (1668A)
EMPC = Estimated Maximum Possible Concentration
A = Limit of Detection based on signal to noise
B = Less than 10 times higher than method blank level
R = Recovery outside of Method 1668A control limits
Nn = Value obtained from additional analyses

ND = Not Detected
NA = Not Applicable
NC = Not Calculated
* = See Discussion
X = Outside QC Limits
RT = Retention Time
I = Interference
ng's = Nanograms

REPORT OF LABORATORY ANALYSIS

This report shall not be reproduced, except in full,
without the written consent of Pace Analytical Services, Inc.

Pace Analytical Services, Inc.
1700 Elm Street - Suite 200
Minneapolis, MN 55414

Tel: 612-607-1700
Fax: 612- 607-6444

Method 1668A Polychlorobiphenyl
Sample Analysis Results

Client Sample ID TWBD41506-01L-150928-01
Lab Sample ID 60203772001
Filename P151027A_09

IUPAC	Co-elutions	RT	Ratio	Concentration ng/L	EMPC ng/L	EML ng/L
145		---	---	ND	---	0.0600
146		---	---	ND	---	0.0600
147	147/149	---	---	ND	---	0.120
148		---	---	ND	---	0.0600
149	147/149	---	---	ND	---	0.120
150		---	---	ND	---	0.0600
151	135/151	---	---	ND	---	0.120
152		---	---	ND	---	0.0600
153	153/168	---	---	ND	---	0.120
154		---	---	ND	---	0.0600
155		---	---	ND	---	0.0600
156	156/157	---	---	ND	---	0.120
157	156/157	---	---	ND	---	0.120
158		---	---	ND	---	0.0600
159		---	---	ND	---	0.0600
160		---	---	ND	---	0.0600
161		---	---	ND	---	0.0600
162		---	---	ND	---	0.0600
163	129/138/163	---	---	ND	---	0.180
164		---	---	ND	---	0.0600
165		---	---	ND	---	0.0600
166	128/166	---	---	ND	---	0.120
167		---	---	ND	---	0.0600
168	153/168	---	---	ND	---	0.120
169		---	---	ND	---	0.0600
170		---	---	ND	---	0.0600
171	171/173	---	---	ND	---	0.120
172		---	---	ND	---	0.0600
173	171/173	---	---	ND	---	0.120
174		---	---	ND	---	0.0600
175		---	---	ND	---	0.0600
176		---	---	ND	---	0.0600
177		---	---	ND	---	0.0600
178		---	---	ND	---	0.0600
179		---	---	ND	---	0.0600
180	180/193	---	---	ND	---	0.120
181		---	---	ND	---	0.0600
182		---	---	ND	---	0.0600
183	183/185	---	---	ND	---	0.120
184		---	---	ND	---	0.0600
185	183/185	---	---	ND	---	0.120
186		---	---	ND	---	0.0600
187		---	---	ND	---	0.0600
188		---	---	ND	---	0.0600
189		---	---	ND	---	0.0600
190		---	---	ND	---	0.0600
191		---	---	ND	---	0.0600
192		---	---	ND	---	0.0600

Conc = Concentration
EML =Method Specified Reporting Limit (1668A)
EMPC = Estimated Maximum Possible Concentration
A = Limit of Detection based on signal to noise
B = Less than 10 times higher than method blank level
R = Recovery outside of Method 1668A control limits
Nn = Value obtained from additional analyses

ND = Not Detected
NA = Not Applicable
NC = Not Calculated
* = See Discussion
X = Outside QC Limits
RT = Retention Time
I = Interference
ng's = Nanograms

REPORT OF LABORATORY ANALYSIS

This report shall not be reproduced, except in full,
without the written consent of Pace Analytical Services, Inc.

Pace Analytical Services, Inc.
1700 Elm Street - Suite 200
Minneapolis, MN 55414

Tel: 612-607-1700
Fax: 612- 607-6444

Method 1668A Polychlorobiphenyl
Sample Analysis Results

Client Sample ID TWBD41506-01L-150928-01
Lab Sample ID 60203772001
Filename P151027A_09

IUPAC	Co-elutions	RT	Ratio	Concentration ng/L	EMPC ng/L	EML ng/L
193	180/193	---	---	ND	---	0.120
194		---	---	ND	---	0.0600
195		---	---	ND	---	0.0600
196		---	---	ND	---	0.0600
197	197/200	---	---	ND	---	0.120
198	198/199	---	---	ND	---	0.120
199	198/199	---	---	ND	---	0.120
200	197/200	---	---	ND	---	0.120
201		---	---	ND	---	0.0600
202		---	---	ND	---	0.0600
203		---	---	ND	---	0.0600
204		---	---	ND	---	0.0600
205		---	---	ND	---	0.0600
206		---	---	ND	---	0.0600
207		---	---	ND	---	0.0600
208		---	---	ND	---	0.0600
209		---	---	ND	---	0.0600

Conc = Concentration
EML =Method Specified Reporting Limit (1668A)
EMPC = Estimated Maximum Possible Concentration
A = Limit of Detection based on signal to noise
B = Less than 10 times higher than method blank level
R = Recovery outside of Method 1668A control limits
Nn = Value obtained from additional analyses

ND = Not Detected
NA = Not Applicable
NC = Not Calculated
* = See Discussion
X = Outside QC Limits
RT = Retention Time
I = Interference
ng's = Nanograms

REPORT OF LABORATORY ANALYSIS

This report shall not be reproduced, except in full,
without the written consent of Pace Analytical Services, Inc.

Pace Analytical Services, Inc.
1700 Elm Street - Suite 200
Minneapolis, MN 55414

Tel: 612-607-1700
Fax: 612- 607-6444

Method 1668A Polychlorobiphenyl
Sample Analysis Results

Client Sample ID	TWBD41506-01L-150928-01
Lab Sample ID	60203772001
Filename	P151027A_09

Congener Group	Concentration ng/L
Total Monochloro Biphenyls	ND
Total Dichloro Biphenyls	0.150
Total Trichloro Biphenyls	ND
Total Tetrachloro Biphenyls	ND
Total Pentachloro Biphenyls	ND
Total Hexachloro Biphenyls	ND
Total Heptachloro Biphenyls	ND
Total Octachloro Biphenyls	ND
Total Nonachloro Biphenyls	ND
Decachloro Biphenyls	ND
Total PCBs	0.150

ND = Not Detected

REPORT OF LABORATORY ANALYSIS

This report shall not be reproduced, except in full,
without the written consent of Pace Analytical Services, Inc.

Pace Analytical Services, Inc.
1700 Elm Street - Suite 200
Minneapolis, MN 55414

Tel: 612-607-1700
Fax: 612- 607-6444

Method 1668A Polychlorobiphenyl Sample Analysis Results

Client - PACE Kansas

Client's Sample ID	TWBD41506-04L-150928-01		
Lab Sample ID	60203772002		
Filename	P151027A_08		
Injected By	CVS		
Total Amount Extracted	971 mL	Matrix	Water
% Moisture	NA	Dilution	5
Dry Weight Extracted	NA	Collected	09/28/2015 12:38
ICAL ID	P151027A02	Received	09/30/2015 10:00
CCal Filename(s)	P151027A_01	Extracted	10/13/2015 13:50
Method Blank ID	BLANK-47297	Analyzed	10/27/2015 12:56

PCB Isomer	IUPAC	RT	Ratio	ng's Added	ng's Found	% Recovery
Labeled Analytes						
13C-2-MoCB	1	8.713	3.03	2.0	0.933	47
13C-4-MoCB	3	11.325	2.92	2.0	1.01	51
13C-2,2'-DiCB	4	11.589	1.53	2.0	1.06	53
13C-4,4'-DiCB	15	18.404	1.58	2.0	1.07	53
13C-2,2',6-TrCB	19	15.193	1.01	2.0	1.15	57
13C-3,4,4'-TrCB	37	26.034	1.10	2.0	1.18	59
13C-2,2',6,6'-TeCB	54	18.639	0.77	2.0	1.19	60
13C-3,4,4',5-TeCB	81	33.082	0.83	2.0	1.41	70
13C-3,3',4,4'-TeCB	77	33.669	0.78	2.0	1.38	69
13C-2,2',4,6,6'-PeCB	104	24.626	1.58	2.0	1.17	58
13C-2,3,3',4,4'-PeCB	105	37.212	1.63	2.0	1.31	65
13C-2,3,4,4',5-PeCB	114	36.542	1.53	2.0	1.32	66
13C-2,3',4,4',5-PeCB	118	35.988	1.54	2.0	1.32	66
13C-2,3',4,4',5'-PeCB	123	35.653	1.63	2.0	1.34	67
13C-3,3',4,4',5-PeCB	126	40.415	1.57	2.0	1.30	65
13C-2,2',4,4',6,6'-HxCB	155	30.584	1.23	2.0	1.41	71
13C-HxCB (156/157)	156/157	43.422	1.25	4.0	2.63	66
13C-2,3',4,4',5,5'-HxCB	167	42.231	1.28	2.0	1.33	67
13C-3,3',4,4',5,5'-HxCB	169	46.758	1.25	2.0	1.24	62
13C-2,2',3,4',5,6,6'-HpCB	188	36.474	1.03	2.0	1.53	76
13C-2,3,3',4,4',5,5'-HpCB	189	49.257	1.05	2.0	1.42	71
13C-2,2',3,3',5,5',6,6'-OcCB	202	41.929	0.89	2.0	1.53	77
13C-2,3,3',4,4',5,5',6-OcCB	205	51.822	0.85	2.0	1.40	70
13C-2,2',3,3',4,4',5,5',6-NoCB	206	53.654	0.75	2.0	1.38	69
13C-2,2',3,3',4,5,5',6,6'-NoCB	208	48.697	0.81	2.0	1.48	74
13C--DeCB	209	55.335	0.71	2.0	1.68	84
Cleanup Standards						
13C-2,4,4'-TrCB	28	21.691	1.02	2.0	1.50	75
13C-2,3,3',5,5'-PeCB	111	33.635	1.59	2.0	1.52	76
13C-2,2',3,3',5,5',6-HpCB	178	39.593	1.05	2.0	1.72	86
Recovery Standards						
13C-2,5-DiCB	9	13.911	1.55	2.0	NA	NA
13C-2,2',5,5'-TeCB	52	23.620	0.78	2.0	NA	NA
13C-2,2',4,5,5'-PeCB	101	30.835	1.60	2.0	NA	NA
13C-2,2',3,4,4',5'-HxCB	138	39.157	1.24	2.0	NA	NA
13C-2,2',3,3',4,4',5,5'-OcCB	194	51.348	0.90	2.0	NA	NA

Conc = Concentration
EML =Method Specified Reporting Limit (1668A)
EMPC = Estimated Maximum Possible Concentration
A = Limit of Detection based on signal to noise
B = Less than 10 times higher than method blank level
R = Recovery outside of Method 1668A control limits
Nn = Value obtained from additional analyses

ND = Not Detected
NA = Not Applicable
NC = Not Calculated
* = See Discussion
X = Outside QC Limits
RT = Retention Time
I = Interference
ng's = Nanograms

REPORT OF LABORATORY ANALYSIS

This report shall not be reproduced, except in full,
without the written consent of Pace Analytical Services, Inc.

Pace Analytical Services, Inc.
1700 Elm Street - Suite 200
Minneapolis, MN 55414

Tel: 612-607-1700
Fax: 612- 607-6444

Method 1668A Polychlorobiphenyl
Sample Analysis Results

Client Sample ID TWBD41506-04L-150928-01
Lab Sample ID 60203772002
Filename P151027A_08

IUPAC	Co-elutions	RT	Ratio	Concentration ng/L	EMPC ng/L	EML ng/L
1		---	---	ND	---	0.0600
2		---	---	ND	---	0.0600
3		---	---	ND	---	0.0600
4		---	---	ND	---	0.0600
5		---	---	ND	---	0.0600
6		---	---	ND	---	0.0600
7		---	---	ND	---	0.0600
8		---	---	ND	---	0.0600
9		---	---	ND	---	0.0600
10		---	---	ND	---	0.0600
11		17.709	1.52	0.189 B	---	0.0600
12	12/13	---	---	ND	---	0.120
13	12/13	---	---	ND	---	0.120
14		---	---	ND	---	0.0600
15		---	---	ND	---	0.0600
16		---	---	ND	---	0.0600
17		---	---	ND	---	0.0600
18	18/30	---	---	ND	---	0.120
19		---	---	ND	---	0.0600
20	20/28	---	---	ND	---	0.120
21	21/33	---	---	ND	---	0.120
22		---	---	ND	---	0.0600
23		---	---	ND	---	0.0600
24		---	---	ND	---	0.0600
25		---	---	ND	---	0.0600
26	26/29	---	---	ND	---	0.120
27		---	---	ND	---	0.0600
28	20/28	---	---	ND	---	0.120
29	26/29	---	---	ND	---	0.120
30	18/30	---	---	ND	---	0.120
31		---	---	ND	---	0.0600
32		---	---	ND	---	0.0600
33	21/33	---	---	ND	---	0.120
34		---	---	ND	---	0.0600
35		---	---	ND	---	0.0600
36		---	---	ND	---	0.0600
37		---	---	ND	---	0.0600
38		---	---	ND	---	0.0600
39		---	---	ND	---	0.0600
40	40/41/71	---	---	ND	---	0.180
41	40/41/71	---	---	ND	---	0.180
42		---	---	ND	---	0.0600
43	43/73	---	---	ND	---	0.120
44	44/47/65	---	---	ND	---	0.180
45	45/51	---	---	ND	---	0.120
46		---	---	ND	---	0.0600
47	44/47/65	---	---	ND	---	0.180
48		---	---	ND	---	0.0600

Conc = Concentration
EML =Method Specified Reporting Limit (1668A)
EMPC = Estimated Maximum Possible Concentration
A = Limit of Detection based on signal to noise
B = Less than 10 times higher than method blank level
R = Recovery outside of Method 1668A control limits
Nn = Value obtained from additional analyses

ND = Not Detected
NA = Not Applicable
NC = Not Calculated
* = See Discussion
X = Outside QC Limits
RT = Retention Time
I = Interference
ng's = Nanograms

REPORT OF LABORATORY ANALYSIS

This report shall not be reproduced, except in full,
without the written consent of Pace Analytical Services, Inc.

Pace Analytical Services, Inc.
1700 Elm Street - Suite 200
Minneapolis, MN 55414

Tel: 612-607-1700
Fax: 612- 607-6444

Method 1668A Polychlorobiphenyl
Sample Analysis Results

Client Sample ID TWBD41506-04L-150928-01
Lab Sample ID 60203772002
Filename P151027A_08

IUPAC	Co-elutions	RT	Ratio	Concentration ng/L	EMPC ng/L	EML ng/L
49	49/69	---	---	ND	---	0.120
50	50/53	---	---	ND	---	0.120
51	45/51	---	---	ND	---	0.120
52		---	---	ND	---	0.0600
53	50/53	---	---	ND	---	0.120
54		---	---	ND	---	0.0600
55		---	---	ND	---	0.0600
56		---	---	ND	---	0.0600
57		---	---	ND	---	0.0600
58		---	---	ND	---	0.0600
59	59/62/75	---	---	ND	---	0.180
60		---	---	ND	---	0.0600
61	61/70/74/76	---	---	ND	---	0.240
62	59/62/75	---	---	ND	---	0.180
63		---	---	ND	---	0.0600
64		---	---	ND	---	0.0600
65	44/47/65	---	---	ND	---	0.180
66		---	---	ND	---	0.0600
67		---	---	ND	---	0.0600
68		---	---	ND	---	0.0600
69	49/69	---	---	ND	---	0.120
70	61/70/74/76	---	---	ND	---	0.240
71	40/41/71	---	---	ND	---	0.180
72		---	---	ND	---	0.0600
73	43/73	---	---	ND	---	0.120
74	61/70/74/76	---	---	ND	---	0.240
75	59/62/75	---	---	ND	---	0.180
76	61/70/74/76	---	---	ND	---	0.240
77		---	---	ND	---	0.0600
78		---	---	ND	---	0.0600
79		---	---	ND	---	0.0600
80		---	---	ND	---	0.0600
81		---	---	ND	---	0.0600
82		---	---	ND	---	0.0600
83		---	---	ND	---	0.0600
84		---	---	ND	---	0.0600
85	85/116/117	---	---	ND	---	0.180
86	86/87/97/108/119/125	---	---	ND	---	0.360
87	86/87/97/108/119/125	---	---	ND	---	0.360
88	88/91	---	---	ND	---	0.120
89		---	---	ND	---	0.0600
90	90/101/113	---	---	ND	---	0.180
91	88/91	---	---	ND	---	0.120
92		---	---	ND	---	0.0600
93	93/98/100/102	---	---	ND	---	0.240
94		---	---	ND	---	0.0600
95		---	---	ND	---	0.0600
96		---	---	ND	---	0.0600

Conc = Concentration
EML =Method Specified Reporting Limit (1668A)
EMPC = Estimated Maximum Possible Concentration
A = Limit of Detection based on signal to noise
B = Less than 10 times higher than method blank level
R = Recovery outside of Method 1668A control limits
Nn = Value obtained from additional analyses

ND = Not Detected
NA = Not Applicable
NC = Not Calculated
* = See Discussion
X = Outside QC Limits
RT = Retention Time
I = Interference
ng's = Nanograms

REPORT OF LABORATORY ANALYSIS

This report shall not be reproduced, except in full,
without the written consent of Pace Analytical Services, Inc.

Pace Analytical Services, Inc.
1700 Elm Street - Suite 200
Minneapolis, MN 55414

Tel: 612-607-1700
Fax: 612- 607-6444

Method 1668A Polychlorobiphenyl
Sample Analysis Results

Client Sample ID TWBD41506-04L-150928-01
Lab Sample ID 60203772002
Filename P151027A_08

IUPAC	Co-elutions	RT	Ratio	Concentration ng/L	EMPC ng/L	EML ng/L
97	86/87/97/108/119/125	---	---	ND	---	0.360
98	93/98/100/102	---	---	ND	---	0.240
99		---	---	ND	---	0.0600
100	93/98/100/102	---	---	ND	---	0.240
101	90/101/113	---	---	ND	---	0.180
102	93/98/100/102	---	---	ND	---	0.240
103		---	---	ND	---	0.0600
104		---	---	ND	---	0.0600
105		---	---	ND	---	0.0600
106		---	---	ND	---	0.0600
107	107/124	---	---	ND	---	0.120
108	86/87/97/108/119/125	---	---	ND	---	0.360
109		---	---	ND	---	0.0600
110	110/115	---	---	ND	---	0.120
111		---	---	ND	---	0.0600
112		---	---	ND	---	0.0600
113	90/101/113	---	---	ND	---	0.180
114		---	---	ND	---	0.0600
115	110/115	---	---	ND	---	0.120
116	85/116/117	---	---	ND	---	0.180
117	85/116/117	---	---	ND	---	0.180
118		---	---	ND	---	0.0600
119	86/87/97/108/119/125	---	---	ND	---	0.360
120		---	---	ND	---	0.0600
121		---	---	ND	---	0.0600
122		---	---	ND	---	0.0600
123		---	---	ND	---	0.0600
124	107/124	---	---	ND	---	0.120
125	86/87/97/108/119/125	---	---	ND	---	0.360
126		---	---	ND	---	0.0600
127		---	---	ND	---	0.0600
128	128/166	---	---	ND	---	0.120
129	129/138/163	---	---	ND	---	0.180
130		---	---	ND	---	0.0600
131		---	---	ND	---	0.0600
132		---	---	ND	---	0.0600
133		---	---	ND	---	0.0600
134	134/143	---	---	ND	---	0.120
135	135/151	---	---	ND	---	0.120
136		---	---	ND	---	0.0600
137		---	---	ND	---	0.0600
138	129/138/163	---	---	ND	---	0.180
139	139/140	---	---	ND	---	0.120
140	139/140	---	---	ND	---	0.120
141		---	---	ND	---	0.0600
142		---	---	ND	---	0.0600
143	134/143	---	---	ND	---	0.120
144		---	---	ND	---	0.0600

Conc = Concentration
EML =Method Specified Reporting Limit (1668A)
EMPC = Estimated Maximum Possible Concentration
A = Limit of Detection based on signal to noise
B = Less than 10 times higher than method blank level
R = Recovery outside of Method 1668A control limits
Nn = Value obtained from additional analyses

ND = Not Detected
NA = Not Applicable
NC = Not Calculated
* = See Discussion
X = Outside QC Limits
RT = Retention Time
I = Interference
ng's = Nanograms

REPORT OF LABORATORY ANALYSIS

This report shall not be reproduced, except in full,
without the written consent of Pace Analytical Services, Inc.

Pace Analytical Services, Inc.
1700 Elm Street - Suite 200
Minneapolis, MN 55414

Tel: 612-607-1700
Fax: 612- 607-6444

Method 1668A Polychlorobiphenyl
Sample Analysis Results

Client Sample ID TWBD41506-04L-150928-01
Lab Sample ID 60203772002
Filename P151027A_08

IUPAC	Co-elutions	RT	Ratio	Concentration ng/L	EMPC ng/L	EML ng/L
145		---	---	ND	---	0.0600
146		---	---	ND	---	0.0600
147	147/149	---	---	ND	---	0.120
148		---	---	ND	---	0.0600
149	147/149	---	---	ND	---	0.120
150		---	---	ND	---	0.0600
151	135/151	---	---	ND	---	0.120
152		---	---	ND	---	0.0600
153	153/168	---	---	ND	---	0.120
154		---	---	ND	---	0.0600
155		---	---	ND	---	0.0600
156	156/157	---	---	ND	---	0.120
157	156/157	---	---	ND	---	0.120
158		---	---	ND	---	0.0600
159		---	---	ND	---	0.0600
160		---	---	ND	---	0.0600
161		---	---	ND	---	0.0600
162		---	---	ND	---	0.0600
163	129/138/163	---	---	ND	---	0.180
164		---	---	ND	---	0.0600
165		---	---	ND	---	0.0600
166	128/166	---	---	ND	---	0.120
167		---	---	ND	---	0.0600
168	153/168	---	---	ND	---	0.120
169		---	---	ND	---	0.0600
170		---	---	ND	---	0.0600
171	171/173	---	---	ND	---	0.120
172		---	---	ND	---	0.0600
173	171/173	---	---	ND	---	0.120
174		---	---	ND	---	0.0600
175		---	---	ND	---	0.0600
176		---	---	ND	---	0.0600
177		---	---	ND	---	0.0600
178		---	---	ND	---	0.0600
179		---	---	ND	---	0.0600
180	180/193	---	---	ND	---	0.120
181		---	---	ND	---	0.0600
182		---	---	ND	---	0.0600
183	183/185	---	---	ND	---	0.120
184		---	---	ND	---	0.0600
185	183/185	---	---	ND	---	0.120
186		---	---	ND	---	0.0600
187		---	---	ND	---	0.0600
188		---	---	ND	---	0.0600
189		---	---	ND	---	0.0600
190		---	---	ND	---	0.0600
191		---	---	ND	---	0.0600
192		---	---	ND	---	0.0600

Conc = Concentration
EML =Method Specified Reporting Limit (1668A)
EMPC = Estimated Maximum Possible Concentration
A = Limit of Detection based on signal to noise
B = Less than 10 times higher than method blank level
R = Recovery outside of Method 1668A control limits
Nn = Value obtained from additional analyses

ND = Not Detected
NA = Not Applicable
NC = Not Calculated
* = See Discussion
X = Outside QC Limits
RT = Retention Time
I = Interference
ng's = Nanograms

REPORT OF LABORATORY ANALYSIS

This report shall not be reproduced, except in full,
without the written consent of Pace Analytical Services, Inc.

Pace Analytical Services, Inc.
1700 Elm Street - Suite 200
Minneapolis, MN 55414

Tel: 612-607-1700
Fax: 612- 607-6444

Method 1668A Polychlorobiphenyl
Sample Analysis Results

Client Sample ID TWBD41506-04L-150928-01
Lab Sample ID 60203772002
Filename P151027A_08

IUPAC	Co-elutions	RT	Ratio	Concentration ng/L	EMPC ng/L	EML ng/L
193	180/193	---	---	ND	---	0.120
194		---	---	ND	---	0.0600
195		---	---	ND	---	0.0600
196		---	---	ND	---	0.0600
197	197/200	---	---	ND	---	0.120
198	198/199	---	---	ND	---	0.120
199	198/199	---	---	ND	---	0.120
200	197/200	---	---	ND	---	0.120
201		---	---	ND	---	0.0600
202		---	---	ND	---	0.0600
203		---	---	ND	---	0.0600
204		---	---	ND	---	0.0600
205		---	---	ND	---	0.0600
206		---	---	ND	---	0.0600
207		---	---	ND	---	0.0600
208		---	---	ND	---	0.0600
209		---	---	ND	---	0.0600

Conc = Concentration
EML =Method Specified Reporting Limit (1668A)
EMPC = Estimated Maximum Possible Concentration
A = Limit of Detection based on signal to noise
B = Less than 10 times higher than method blank level
R = Recovery outside of Method 1668A control limits
Nn = Value obtained from additional analyses

ND = Not Detected
NA = Not Applicable
NC = Not Calculated
* = See Discussion
X = Outside QC Limits
RT = Retention Time
I = Interference
ng's = Nanograms

REPORT OF LABORATORY ANALYSIS

This report shall not be reproduced, except in full,
without the written consent of Pace Analytical Services, Inc.

Pace Analytical Services, Inc.
1700 Elm Street - Suite 200
Minneapolis, MN 55414

Tel: 612-607-1700
Fax: 612- 607-6444

Method 1668A Polychlorobiphenyl
Sample Analysis Results

Client Sample ID	TWBD41506-04L-150928-01
Lab Sample ID	60203772002
Filename	P151027A_08

Congener Group	Concentration ng/L
Total Monochloro Biphenyls	ND
Total Dichloro Biphenyls	0.189
Total Trichloro Biphenyls	ND
Total Tetrachloro Biphenyls	ND
Total Pentachloro Biphenyls	ND
Total Hexachloro Biphenyls	ND
Total Heptachloro Biphenyls	ND
Total Octachloro Biphenyls	ND
Total Nonachloro Biphenyls	ND
Decachloro Biphenyls	ND
Total PCBs	0.189

ND = Not Detected

REPORT OF LABORATORY ANALYSIS

This report shall not be reproduced, except in full,
without the written consent of Pace Analytical Services, Inc.

Pace Analytical Services, Inc.
1700 Elm Street - Suite 200
Minneapolis, MN 55414

Tel: 612-607-1700
Fax: 612- 607-6444

Method 1668A Polychlorobiphenyl Sample Analysis Results

Client - PACE Kansas

Client's Sample ID	TWBD41506-02L-150929-01		
Lab Sample ID	60203772003		
Filename	P151027A_10		
Injected By	CVS		
Total Amount Extracted	971 mL	Matrix	Water
% Moisture	NA	Dilution	5
Dry Weight Extracted	NA	Collected	09/29/2015 11:10
ICAL ID	P151027A02	Received	10/01/2015 10:15
CCal Filename(s)	P151027A_01	Extracted	10/13/2015 13:50
Method Blank ID	BLANK-47297	Analyzed	10/27/2015 14:53

PCB Isomer	IUPAC	RT	Ratio	ng's Added	ng's Found	% Recovery
Labeled Analytes						
13C-2-MoCB	1	8.725	3.26	2.0	0.897	45
13C-4-MoCB	3	11.349	3.10	2.0	1.00	50
13C-2,2'-DiCB	4	11.601	1.51	2.0	1.05	53
13C-4,4'-DiCB	15	18.392	1.54	2.0	1.21	61
13C-2,2',6-TrCB	19	15.193	1.06	2.0	1.23	62
13C-3,4,4'-TrCB	37	26.034	1.07	2.0	1.40	70
13C-2,2',6,6'-TeCB	54	18.640	0.76	2.0	1.30	65
13C-3,4,4',5-TeCB	81	33.082	0.77	2.0	1.68	84
13C-3,3',4,4'-TeCB	77	33.669	0.79	2.0	1.59	80
13C-2,2',4,6,6'-PeCB	104	24.626	1.58	2.0	1.32	66
13C-2,3,3',4,4'-PeCB	105	37.213	1.68	2.0	1.55	77
13C-2,3,4,4',5-PeCB	114	36.558	1.55	2.0	1.56	78
13C-2,3',4,4',5-PeCB	118	36.005	1.60	2.0	1.57	78
13C-2,3',4,4',5'-PeCB	123	35.670	1.52	2.0	1.58	79
13C-3,3',4,4',5-PeCB	126	40.398	1.63	2.0	1.61	81
13C-2,2',4,4',6,6'-HxCB	155	30.584	1.22	2.0	1.59	80
13C-HxCB (156/157)	156/157	43.439	1.28	4.0	3.21	80
13C-2,3',4,4',5,5'-HxCB	167	42.265	1.23	2.0	1.58	79
13C-3,3',4,4',5,5'-HxCB	169	46.759	1.22	2.0	1.54	77
13C-2,2',3,4',5,6,6'-HpCB	188	36.474	1.07	2.0	1.72	86
13C-2,3,3',4,4',5,5'-HpCB	189	49.279	1.09	2.0	1.65	83
13C-2,2',3,3',5,5',6,6'-OcCB	202	41.930	0.90	2.0	1.91	95
13C-2,3,3',4,4',5,5',6-OcCB	205	51.844	0.88	2.0	1.64	82
13C-2,2',3,3',4,4',5,5',6-NoCB	206	53.632	0.79	2.0	1.55	78
13C-2,2',3,3',4,5,5',6,6'-NoCB	208	48.697	0.77	2.0	1.74	87
13C--DeCB	209	55.357	0.72	2.0	2.01	100
Cleanup Standards						
13C-2,4,4'-TrCB	28	21.691	1.03	2.0	1.55	77
13C-2,3,3',5,5'-PeCB	111	33.636	1.51	2.0	1.60	80
13C-2,2',3,3',5,5',6-HpCB	178	39.593	1.06	2.0	1.85	92
Recovery Standards						
13C-2,5-DiCB	9	13.911	1.53	2.0	NA	NA
13C-2,2',5,5'-TeCB	52	23.620	0.77	2.0	NA	NA
13C-2,2',4,5,5'-PeCB	101	30.835	1.62	2.0	NA	NA
13C-2,2',3,4,4',5'-HxCB	138	39.158	1.26	2.0	NA	NA
13C-2,2',3,3',4,4',5,5'-OcCB	194	51.348	0.91	2.0	NA	NA

Conc = Concentration
EML =Method Specified Reporting Limit (1668A)
EMPC = Estimated Maximum Possible Concentration
A = Limit of Detection based on signal to noise
B = Less than 10 times higher than method blank level
R = Recovery outside of Method 1668A control limits
Nn = Value obtained from additional analyses

ND = Not Detected
NA = Not Applicable
NC = Not Calculated
* = See Discussion
X = Outside QC Limits
RT = Retention Time
I = Interference
ng's = Nanograms

REPORT OF LABORATORY ANALYSIS

This report shall not be reproduced, except in full,
without the written consent of Pace Analytical Services, Inc.

Pace Analytical Services, Inc.
1700 Elm Street - Suite 200
Minneapolis, MN 55414

Tel: 612-607-1700
Fax: 612- 607-6444

Method 1668A Polychlorobiphenyl
Sample Analysis Results

Client Sample ID TWBD41506-02L-150929-01
Lab Sample ID 60203772003
Filename P151027A_10

IUPAC	Co-elutions	RT	Ratio	Concentration ng/L	EMPC ng/L	EML ng/L
1		---	---	ND	---	0.0600
2		---	---	ND	---	0.0600
3		---	---	ND	---	0.0600
4		---	---	ND	---	0.0600
5		---	---	ND	---	0.0600
6		---	---	ND	---	0.0600
7		---	---	ND	---	0.0600
8		---	---	ND	---	0.0600
9		---	---	ND	---	0.0600
10		---	---	ND	---	0.0600
11		17.722	1.53	0.206 B	---	0.0600
12	12/13	---	---	ND	---	0.120
13	12/13	---	---	ND	---	0.120
14		---	---	ND	---	0.0600
15		---	---	ND	---	0.0600
16		---	---	ND	---	0.0600
17		---	---	ND	---	0.0600
18	18/30	---	---	ND	---	0.120
19		---	---	ND	---	0.0600
20	20/28	---	---	ND	---	0.120
21	21/33	---	---	ND	---	0.120
22		---	---	ND	---	0.0600
23		---	---	ND	---	0.0600
24		---	---	ND	---	0.0600
25		---	---	ND	---	0.0600
26	26/29	---	---	ND	---	0.120
27		---	---	ND	---	0.0600
28	20/28	---	---	ND	---	0.120
29	26/29	---	---	ND	---	0.120
30	18/30	---	---	ND	---	0.120
31		---	---	ND	---	0.0600
32		---	---	ND	---	0.0600
33	21/33	---	---	ND	---	0.120
34		---	---	ND	---	0.0600
35		---	---	ND	---	0.0600
36		---	---	ND	---	0.0600
37		---	---	ND	---	0.0600
38		---	---	ND	---	0.0600
39		---	---	ND	---	0.0600
40	40/41/71	---	---	ND	---	0.180
41	40/41/71	---	---	ND	---	0.180
42		---	---	ND	---	0.0600
43	43/73	---	---	ND	---	0.120
44	44/47/65	---	---	ND	---	0.180
45	45/51	---	---	ND	---	0.120
46		---	---	ND	---	0.0600
47	44/47/65	---	---	ND	---	0.180
48		---	---	ND	---	0.0600

Conc = Concentration
EML =Method Specified Reporting Limit (1668A)
EMPC = Estimated Maximum Possible Concentration
A = Limit of Detection based on signal to noise
B = Less than 10 times higher than method blank level
R = Recovery outside of Method 1668A control limits
Nn = Value obtained from additional analyses

ND = Not Detected
NA = Not Applicable
NC = Not Calculated
* = See Discussion
X = Outside QC Limits
RT = Retention Time
I = Interference
ng's = Nanograms

REPORT OF LABORATORY ANALYSIS

This report shall not be reproduced, except in full,
without the written consent of Pace Analytical Services, Inc.

Pace Analytical Services, Inc.
1700 Elm Street - Suite 200
Minneapolis, MN 55414

Tel: 612-607-1700
Fax: 612- 607-6444

Method 1668A Polychlorobiphenyl
Sample Analysis Results

Client Sample ID TWBD41506-02L-150929-01
Lab Sample ID 60203772003
Filename P151027A_10

IUPAC	Co-elutions	RT	Ratio	Concentration ng/L	EMPC ng/L	EML ng/L
49	49/69	---	---	ND	---	0.120
50	50/53	---	---	ND	---	0.120
51	45/51	---	---	ND	---	0.120
52		---	---	ND	---	0.0600
53	50/53	---	---	ND	---	0.120
54		---	---	ND	---	0.0600
55		---	---	ND	---	0.0600
56		---	---	ND	---	0.0600
57		---	---	ND	---	0.0600
58		---	---	ND	---	0.0600
59	59/62/75	---	---	ND	---	0.180
60		---	---	ND	---	0.0600
61	61/70/74/76	---	---	ND	---	0.240
62	59/62/75	---	---	ND	---	0.180
63		---	---	ND	---	0.0600
64		---	---	ND	---	0.0600
65	44/47/65	---	---	ND	---	0.180
66		---	---	ND	---	0.0600
67		---	---	ND	---	0.0600
68		---	---	ND	---	0.0600
69	49/69	---	---	ND	---	0.120
70	61/70/74/76	---	---	ND	---	0.240
71	40/41/71	---	---	ND	---	0.180
72		---	---	ND	---	0.0600
73	43/73	---	---	ND	---	0.120
74	61/70/74/76	---	---	ND	---	0.240
75	59/62/75	---	---	ND	---	0.180
76	61/70/74/76	---	---	ND	---	0.240
77		---	---	ND	---	0.0600
78		---	---	ND	---	0.0600
79		---	---	ND	---	0.0600
80		---	---	ND	---	0.0600
81		---	---	ND	---	0.0600
82		---	---	ND	---	0.0600
83		---	---	ND	---	0.0600
84		---	---	ND	---	0.0600
85	85/116/117	---	---	ND	---	0.180
86	86/87/97/108/119/125	---	---	ND	---	0.360
87	86/87/97/108/119/125	---	---	ND	---	0.360
88	88/91	---	---	ND	---	0.120
89		---	---	ND	---	0.0600
90	90/101/113	---	---	ND	---	0.180
91	88/91	---	---	ND	---	0.120
92		---	---	ND	---	0.0600
93	93/98/100/102	---	---	ND	---	0.240
94		---	---	ND	---	0.0600
95		---	---	ND	---	0.0600
96		---	---	ND	---	0.0600

Conc = Concentration
EML =Method Specified Reporting Limit (1668A)
EMPC = Estimated Maximum Possible Concentration
A = Limit of Detection based on signal to noise
B = Less than 10 times higher than method blank level
R = Recovery outside of Method 1668A control limits
Nn = Value obtained from additional analyses

ND = Not Detected
NA = Not Applicable
NC = Not Calculated
* = See Discussion
X = Outside QC Limits
RT = Retention Time
I = Interference
ng's = Nanograms

REPORT OF LABORATORY ANALYSIS

This report shall not be reproduced, except in full,
without the written consent of Pace Analytical Services, Inc.

Pace Analytical Services, Inc.
1700 Elm Street - Suite 200
Minneapolis, MN 55414

Tel: 612-607-1700
Fax: 612- 607-6444

Method 1668A Polychlorobiphenyl
Sample Analysis Results

Client Sample ID TWBD41506-02L-150929-01
Lab Sample ID 60203772003
Filename P151027A_10

IUPAC	Co-elutions	RT	Ratio	Concentration ng/L	EMPC ng/L	EML ng/L
97	86/87/97/108/119/125	---	---	ND	---	0.360
98	93/98/100/102	---	---	ND	---	0.240
99		---	---	ND	---	0.0600
100	93/98/100/102	---	---	ND	---	0.240
101	90/101/113	---	---	ND	---	0.180
102	93/98/100/102	---	---	ND	---	0.240
103		---	---	ND	---	0.0600
104		---	---	ND	---	0.0600
105		---	---	ND	---	0.0600
106		---	---	ND	---	0.0600
107	107/124	---	---	ND	---	0.120
108	86/87/97/108/119/125	---	---	ND	---	0.360
109		---	---	ND	---	0.0600
110	110/115	---	---	ND	---	0.120
111		---	---	ND	---	0.0600
112		---	---	ND	---	0.0600
113	90/101/113	---	---	ND	---	0.180
114		---	---	ND	---	0.0600
115	110/115	---	---	ND	---	0.120
116	85/116/117	---	---	ND	---	0.180
117	85/116/117	---	---	ND	---	0.180
118		---	---	ND	---	0.0600
119	86/87/97/108/119/125	---	---	ND	---	0.360
120		---	---	ND	---	0.0600
121		---	---	ND	---	0.0600
122		---	---	ND	---	0.0600
123		---	---	ND	---	0.0600
124	107/124	---	---	ND	---	0.120
125	86/87/97/108/119/125	---	---	ND	---	0.360
126		---	---	ND	---	0.0600
127		---	---	ND	---	0.0600
128	128/166	---	---	ND	---	0.120
129	129/138/163	---	---	ND	---	0.180
130		---	---	ND	---	0.0600
131		---	---	ND	---	0.0600
132		---	---	ND	---	0.0600
133		---	---	ND	---	0.0600
134	134/143	---	---	ND	---	0.120
135	135/151	---	---	ND	---	0.120
136		---	---	ND	---	0.0600
137		---	---	ND	---	0.0600
138	129/138/163	---	---	ND	---	0.180
139	139/140	---	---	ND	---	0.120
140	139/140	---	---	ND	---	0.120
141		---	---	ND	---	0.0600
142		---	---	ND	---	0.0600
143	134/143	---	---	ND	---	0.120
144		---	---	ND	---	0.0600

Conc = Concentration
EML =Method Specified Reporting Limit (1668A)
EMPC = Estimated Maximum Possible Concentration
A = Limit of Detection based on signal to noise
B = Less than 10 times higher than method blank level
R = Recovery outside of Method 1668A control limits
Nn = Value obtained from additional analyses

ND = Not Detected
NA = Not Applicable
NC = Not Calculated
* = See Discussion
X = Outside QC Limits
RT = Retention Time
I = Interference
ng's = Nanograms

REPORT OF LABORATORY ANALYSIS

This report shall not be reproduced, except in full,
without the written consent of Pace Analytical Services, Inc.

Pace Analytical Services, Inc.
1700 Elm Street - Suite 200
Minneapolis, MN 55414

Tel: 612-607-1700
Fax: 612- 607-6444

Method 1668A Polychlorobiphenyl
Sample Analysis Results

Client Sample ID TWBD41506-02L-150929-01
Lab Sample ID 60203772003
Filename P151027A_10

IUPAC	Co-elutions	RT	Ratio	Concentration ng/L	EMPC ng/L	EML ng/L
145		---	---	ND	---	0.0600
146		---	---	ND	---	0.0600
147	147/149	---	---	ND	---	0.120
148		---	---	ND	---	0.0600
149	147/149	---	---	ND	---	0.120
150		---	---	ND	---	0.0600
151	135/151	---	---	ND	---	0.120
152		---	---	ND	---	0.0600
153	153/168	---	---	ND	---	0.120
154		---	---	ND	---	0.0600
155		---	---	ND	---	0.0600
156	156/157	---	---	ND	---	0.120
157	156/157	---	---	ND	---	0.120
158		---	---	ND	---	0.0600
159		---	---	ND	---	0.0600
160		---	---	ND	---	0.0600
161		---	---	ND	---	0.0600
162		---	---	ND	---	0.0600
163	129/138/163	---	---	ND	---	0.180
164		---	---	ND	---	0.0600
165		---	---	ND	---	0.0600
166	128/166	---	---	ND	---	0.120
167		---	---	ND	---	0.0600
168	153/168	---	---	ND	---	0.120
169		---	---	ND	---	0.0600
170		---	---	ND	---	0.0600
171	171/173	---	---	ND	---	0.120
172		---	---	ND	---	0.0600
173	171/173	---	---	ND	---	0.120
174		---	---	ND	---	0.0600
175		---	---	ND	---	0.0600
176		---	---	ND	---	0.0600
177		---	---	ND	---	0.0600
178		---	---	ND	---	0.0600
179		---	---	ND	---	0.0600
180	180/193	---	---	ND	---	0.120
181		---	---	ND	---	0.0600
182		---	---	ND	---	0.0600
183	183/185	---	---	ND	---	0.120
184		---	---	ND	---	0.0600
185	183/185	---	---	ND	---	0.120
186		---	---	ND	---	0.0600
187		---	---	ND	---	0.0600
188		---	---	ND	---	0.0600
189		---	---	ND	---	0.0600
190		---	---	ND	---	0.0600
191		---	---	ND	---	0.0600
192		---	---	ND	---	0.0600

Conc = Concentration
EML =Method Specified Reporting Limit (1668A)
EMPC = Estimated Maximum Possible Concentration
A = Limit of Detection based on signal to noise
B = Less than 10 times higher than method blank level
R = Recovery outside of Method 1668A control limits
Nn = Value obtained from additional analyses

ND = Not Detected
NA = Not Applicable
NC = Not Calculated
* = See Discussion
X = Outside QC Limits
RT = Retention Time
I = Interference
ng's = Nanograms

REPORT OF LABORATORY ANALYSIS

This report shall not be reproduced, except in full,
without the written consent of Pace Analytical Services, Inc.

Pace Analytical Services, Inc.
1700 Elm Street - Suite 200
Minneapolis, MN 55414

Tel: 612-607-1700
Fax: 612- 607-6444

Method 1668A Polychlorobiphenyl
Sample Analysis Results

Client Sample ID TWBD41506-02L-150929-01
Lab Sample ID 60203772003
Filename P151027A_10

IUPAC	Co-elutions	RT	Ratio	Concentration ng/L	EMPC ng/L	EML ng/L
193	180/193	---	---	ND	---	0.120
194		---	---	ND	---	0.0600
195		---	---	ND	---	0.0600
196		---	---	ND	---	0.0600
197	197/200	---	---	ND	---	0.120
198	198/199	---	---	ND	---	0.120
199	198/199	---	---	ND	---	0.120
200	197/200	---	---	ND	---	0.120
201		---	---	ND	---	0.0600
202		---	---	ND	---	0.0600
203		---	---	ND	---	0.0600
204		---	---	ND	---	0.0600
205		---	---	ND	---	0.0600
206		---	---	ND	---	0.0600
207		---	---	ND	---	0.0600
208		---	---	ND	---	0.0600
209		---	---	ND	---	0.0600

Conc = Concentration
EML =Method Specified Reporting Limit (1668A)
EMPC = Estimated Maximum Possible Concentration
A = Limit of Detection based on signal to noise
B = Less than 10 times higher than method blank level
R = Recovery outside of Method 1668A control limits
Nn = Value obtained from additional analyses

ND = Not Detected
NA = Not Applicable
NC = Not Calculated
* = See Discussion
X = Outside QC Limits
RT = Retention Time
I = Interference
ng's = Nanograms

REPORT OF LABORATORY ANALYSIS

This report shall not be reproduced, except in full,
without the written consent of Pace Analytical Services, Inc.

Pace Analytical Services, Inc.
1700 Elm Street - Suite 200
Minneapolis, MN 55414

Tel: 612-607-1700
Fax: 612- 607-6444

Method 1668A Polychlorobiphenyl
Sample Analysis Results

Client Sample ID	TWBD41506-02L-150929-01
Lab Sample ID	60203772003
Filename	P151027A_10

Congener Group	Concentration ng/L
Total Monochloro Biphenyls	ND
Total Dichloro Biphenyls	0.206
Total Trichloro Biphenyls	ND
Total Tetrachloro Biphenyls	ND
Total Pentachloro Biphenyls	ND
Total Hexachloro Biphenyls	ND
Total Heptachloro Biphenyls	ND
Total Octachloro Biphenyls	ND
Total Nonachloro Biphenyls	ND
Decachloro Biphenyls	ND
Total PCBs	0.206

ND = Not Detected

REPORT OF LABORATORY ANALYSIS

This report shall not be reproduced, except in full,
without the written consent of Pace Analytical Services, Inc.

Pace Analytical Services, Inc.
1700 Elm Street - Suite 200
Minneapolis, MN 55414

Tel: 612-607-1700
Fax: 612- 607-6444

Method 1668A Polychlorobiphenyl Sample Analysis Results

Client - PACE Kansas

Client's Sample ID	TWBD41506-03L-150929-02		
Lab Sample ID	60203772004		
Filename	P151027A_11		
Injected By	CVS		
Total Amount Extracted	805 mL	Matrix	Water
% Moisture	NA	Dilution	5
Dry Weight Extracted	NA	Collected	09/29/2015 09:59
ICAL ID	P151027A02	Received	10/01/2015 10:15
CCal Filename(s)	P151027A_01	Extracted	10/13/2015 13:50
Method Blank ID	BLANK-47297	Analyzed	10/27/2015 15:52

PCB Isomer	IUPAC	RT	Ratio	ng's Added	ng's Found	% Recovery
Labeled Analytes						
13C-2-MoCB	1	8.725	3.07	2.0	1.29	65
13C-4-MoCB	3	11.337	3.20	2.0	1.32	66
13C-2,2'-DiCB	4	11.589	1.60	2.0	1.39	69
13C-4,4'-DiCB	15	18.392	1.58	2.0	1.26	63
13C-2,2',6-TrCB	19	15.193	1.02	2.0	1.38	69
13C-3,4,4'-TrCB	37	26.018	1.09	2.0	1.39	69
13C-2,2',6,6'-TeCB	54	18.639	0.81	2.0	1.38	69
13C-3,4,4',5-TeCB	81	33.082	0.80	2.0	1.63	81
13C-3,3',4,4'-TeCB	77	33.669	0.81	2.0	1.56	78
13C-2,2',4,6,6'-PeCB	104	24.626	1.61	2.0	1.40	70
13C-2,3,3',4,4'-PeCB	105	37.213	1.55	2.0	1.53	76
13C-2,3,4,4',5-PeCB	114	36.558	1.56	2.0	1.53	77
13C-2,3',4,4',5-PeCB	118	36.005	1.63	2.0	1.54	77
13C-2,3',4,4',5'-PeCB	123	35.653	1.59	2.0	1.57	78
13C-3,3',4,4',5-PeCB	126	40.416	1.60	2.0	1.53	76
13C-2,2',4,4',6,6'-HxCB	155	30.584	1.23	2.0	1.69	85
13C-HxCB (156/157)	156/157	43.439	1.25	4.0	3.13	78
13C-2,3',4,4',5,5'-HxCB	167	42.248	1.25	2.0	1.59	79
13C-3,3',4,4',5,5'-HxCB	169	46.759	1.27	2.0	1.50	75
13C-2,2',3,4',5,6,6'-HpCB	188	36.458	1.02	2.0	1.76	88
13C-2,3,3',4,4',5,5'-HpCB	189	49.258	1.02	2.0	1.64	82
13C-2,2',3,3',5,5',6,6'-OcCB	202	41.930	0.86	2.0	1.85	92
13C-2,3,3',4,4',5,5',6-OcCB	205	51.844	0.90	2.0	1.64	82
13C-2,2',3,3',4,4',5,5',6-NoCB	206	53.655	0.79	2.0	1.61	80
13C-2,2',3,3',4,5,5',6,6'-NoCB	208	48.697	0.78	2.0	1.72	86
13C--DeCB	209	55.358	0.70	2.0	2.01	101
Cleanup Standards						
13C-2,4,4'-TrCB	28	21.691	1.01	2.0	1.60	80
13C-2,3,3',5,5'-PeCB	111	33.636	1.51	2.0	1.69	85
13C-2,2',3,3',5,5',6-HpCB	178	39.577	1.07	2.0	1.98	99
Recovery Standards						
13C-2,5-DiCB	9	13.911	1.64	2.0	NA	NA
13C-2,2',5,5'-TeCB	52	23.636	0.77	2.0	NA	NA
13C-2,2',4,5,5'-PeCB	101	30.835	1.65	2.0	NA	NA
13C-2,2',3,4,4',5'-HxCB	138	39.158	1.28	2.0	NA	NA
13C-2,2',3,3',4,4',5,5'-OcCB	194	51.348	0.91	2.0	NA	NA

Conc = Concentration
EML =Method Specified Reporting Limit (1668A)
EMPC = Estimated Maximum Possible Concentration
A = Limit of Detection based on signal to noise
B = Less than 10 times higher than method blank level
R = Recovery outside of Method 1668A control limits
Nn = Value obtained from additional analyses

ND = Not Detected
NA = Not Applicable
NC = Not Calculated
* = See Discussion
X = Outside QC Limits
RT = Retention Time
I = Interference
ng's = Nanograms

REPORT OF LABORATORY ANALYSIS

This report shall not be reproduced, except in full,
without the written consent of Pace Analytical Services, Inc.

Pace Analytical Services, Inc.
1700 Elm Street - Suite 200
Minneapolis, MN 55414

Tel: 612-607-1700
Fax: 612- 607-6444

Method 1668A Polychlorobiphenyl
Sample Analysis Results

Client Sample ID TWBD41506-03L-150929-02
Lab Sample ID 60203772004
Filename P151027A_11

IUPAC	Co-elutions	RT	Ratio	Concentration ng/L	EMPC ng/L	EML ng/L
1		---	---	ND	---	0.0600
2		---	---	ND	---	0.0600
3		---	---	ND	---	0.0600
4		---	---	ND	---	0.0600
5		---	---	ND	---	0.0600
6		---	---	ND	---	0.0600
7		---	---	ND	---	0.0600
8		---	---	ND	---	0.0600
9		---	---	ND	---	0.0600
10		---	---	ND	---	0.0600
11		17.698	1.41	0.180 B	---	0.0600
12	12/13	---	---	ND	---	0.120
13	12/13	---	---	ND	---	0.120
14		---	---	ND	---	0.0600
15		---	---	ND	---	0.0600
16		---	---	ND	---	0.0600
17		---	---	ND	---	0.0600
18	18/30	---	---	ND	---	0.120
19		---	---	ND	---	0.0600
20	20/28	---	---	ND	---	0.120
21	21/33	---	---	ND	---	0.120
22		---	---	ND	---	0.0600
23		---	---	ND	---	0.0600
24		---	---	ND	---	0.0600
25		---	---	ND	---	0.0600
26	26/29	---	---	ND	---	0.120
27		---	---	ND	---	0.0600
28	20/28	---	---	ND	---	0.120
29	26/29	---	---	ND	---	0.120
30	18/30	---	---	ND	---	0.120
31		---	---	ND	---	0.0600
32		---	---	ND	---	0.0600
33	21/33	---	---	ND	---	0.120
34		---	---	ND	---	0.0600
35		---	---	ND	---	0.0600
36		---	---	ND	---	0.0600
37		---	---	ND	---	0.0600
38		---	---	ND	---	0.0600
39		---	---	ND	---	0.0600
40	40/41/71	---	---	ND	---	0.180
41	40/41/71	---	---	ND	---	0.180
42		---	---	ND	---	0.0600
43	43/73	---	---	ND	---	0.120
44	44/47/65	---	---	ND	---	0.180
45	45/51	---	---	ND	---	0.120
46		---	---	ND	---	0.0600
47	44/47/65	---	---	ND	---	0.180
48		---	---	ND	---	0.0600

Conc = Concentration
EML =Method Specified Reporting Limit (1668A)
EMPC = Estimated Maximum Possible Concentration
A = Limit of Detection based on signal to noise
B = Less than 10 times higher than method blank level
R = Recovery outside of Method 1668A control limits
Nn = Value obtained from additional analyses

ND = Not Detected
NA = Not Applicable
NC = Not Calculated
* = See Discussion
X = Outside QC Limits
RT = Retention Time
I = Interference
ng's = Nanograms

REPORT OF LABORATORY ANALYSIS

This report shall not be reproduced, except in full,
without the written consent of Pace Analytical Services, Inc.

Pace Analytical Services, Inc.
1700 Elm Street - Suite 200
Minneapolis, MN 55414

Tel: 612-607-1700
Fax: 612- 607-6444

Method 1668A Polychlorobiphenyl
Sample Analysis Results

Client Sample ID TWBD41506-03L-150929-02
Lab Sample ID 60203772004
Filename P151027A_11

IUPAC	Co-elutions	RT	Ratio	Concentration ng/L	EMPC ng/L	EML ng/L
49	49/69	---	---	ND	---	0.120
50	50/53	---	---	ND	---	0.120
51	45/51	---	---	ND	---	0.120
52		---	---	ND	---	0.0600
53	50/53	---	---	ND	---	0.120
54		---	---	ND	---	0.0600
55		---	---	ND	---	0.0600
56		---	---	ND	---	0.0600
57		---	---	ND	---	0.0600
58		---	---	ND	---	0.0600
59	59/62/75	---	---	ND	---	0.180
60		---	---	ND	---	0.0600
61	61/70/74/76	---	---	ND	---	0.240
62	59/62/75	---	---	ND	---	0.180
63		---	---	ND	---	0.0600
64		---	---	ND	---	0.0600
65	44/47/65	---	---	ND	---	0.180
66		---	---	ND	---	0.0600
67		---	---	ND	---	0.0600
68		---	---	ND	---	0.0600
69	49/69	---	---	ND	---	0.120
70	61/70/74/76	---	---	ND	---	0.240
71	40/41/71	---	---	ND	---	0.180
72		---	---	ND	---	0.0600
73	43/73	---	---	ND	---	0.120
74	61/70/74/76	---	---	ND	---	0.240
75	59/62/75	---	---	ND	---	0.180
76	61/70/74/76	---	---	ND	---	0.240
77		---	---	ND	---	0.0600
78		---	---	ND	---	0.0600
79		---	---	ND	---	0.0600
80		---	---	ND	---	0.0600
81		---	---	ND	---	0.0600
82		---	---	ND	---	0.0600
83		---	---	ND	---	0.0600
84		---	---	ND	---	0.0600
85	85/116/117	---	---	ND	---	0.180
86	86/87/97/108/119/125	---	---	ND	---	0.360
87	86/87/97/108/119/125	---	---	ND	---	0.360
88	88/91	---	---	ND	---	0.120
89		---	---	ND	---	0.0600
90	90/101/113	---	---	ND	---	0.180
91	88/91	---	---	ND	---	0.120
92		---	---	ND	---	0.0600
93	93/98/100/102	---	---	ND	---	0.240
94		---	---	ND	---	0.0600
95		---	---	ND	---	0.0600
96		---	---	ND	---	0.0600

Conc = Concentration
EML =Method Specified Reporting Limit (1668A)
EMPC = Estimated Maximum Possible Concentration
A = Limit of Detection based on signal to noise
B = Less than 10 times higher than method blank level
R = Recovery outside of Method 1668A control limits
Nn = Value obtained from additional analyses

ND = Not Detected
NA = Not Applicable
NC = Not Calculated
* = See Discussion
X = Outside QC Limits
RT = Retention Time
I = Interference
ng's = Nanograms

REPORT OF LABORATORY ANALYSIS

This report shall not be reproduced, except in full,
without the written consent of Pace Analytical Services, Inc.

Pace Analytical Services, Inc.
1700 Elm Street - Suite 200
Minneapolis, MN 55414

Tel: 612-607-1700
Fax: 612- 607-6444

Method 1668A Polychlorobiphenyl
Sample Analysis Results

Client Sample ID TWBD41506-03L-150929-02
Lab Sample ID 60203772004
Filename P151027A_11

IUPAC	Co-elutions	RT	Ratio	Concentration ng/L	EMPC ng/L	EML ng/L
97	86/87/97/108/119/125	---	---	ND	---	0.360
98	93/98/100/102	---	---	ND	---	0.240
99		---	---	ND	---	0.0600
100	93/98/100/102	---	---	ND	---	0.240
101	90/101/113	---	---	ND	---	0.180
102	93/98/100/102	---	---	ND	---	0.240
103		---	---	ND	---	0.0600
104		---	---	ND	---	0.0600
105		---	---	ND	---	0.0600
106		---	---	ND	---	0.0600
107	107/124	---	---	ND	---	0.120
108	86/87/97/108/119/125	---	---	ND	---	0.360
109		---	---	ND	---	0.0600
110	110/115	---	---	ND	---	0.120
111		---	---	ND	---	0.0600
112		---	---	ND	---	0.0600
113	90/101/113	---	---	ND	---	0.180
114		---	---	ND	---	0.0600
115	110/115	---	---	ND	---	0.120
116	85/116/117	---	---	ND	---	0.180
117	85/116/117	---	---	ND	---	0.180
118		---	---	ND	---	0.0600
119	86/87/97/108/119/125	---	---	ND	---	0.360
120		---	---	ND	---	0.0600
121		---	---	ND	---	0.0600
122		---	---	ND	---	0.0600
123		---	---	ND	---	0.0600
124	107/124	---	---	ND	---	0.120
125	86/87/97/108/119/125	---	---	ND	---	0.360
126		---	---	ND	---	0.0600
127		---	---	ND	---	0.0600
128	128/166	---	---	ND	---	0.120
129	129/138/163	---	---	ND	---	0.180
130		---	---	ND	---	0.0600
131		---	---	ND	---	0.0600
132		---	---	ND	---	0.0600
133		---	---	ND	---	0.0600
134	134/143	---	---	ND	---	0.120
135	135/151	---	---	ND	---	0.120
136		---	---	ND	---	0.0600
137		---	---	ND	---	0.0600
138	129/138/163	---	---	ND	---	0.180
139	139/140	---	---	ND	---	0.120
140	139/140	---	---	ND	---	0.120
141		---	---	ND	---	0.0600
142		---	---	ND	---	0.0600
143	134/143	---	---	ND	---	0.120
144		---	---	ND	---	0.0600

Conc = Concentration
EML =Method Specified Reporting Limit (1668A)
EMPC = Estimated Maximum Possible Concentration
A = Limit of Detection based on signal to noise
B = Less than 10 times higher than method blank level
R = Recovery outside of Method 1668A control limits
Nn = Value obtained from additional analyses

ND = Not Detected
NA = Not Applicable
NC = Not Calculated
* = See Discussion
X = Outside QC Limits
RT = Retention Time
I = Interference
ng's = Nanograms

REPORT OF LABORATORY ANALYSIS

This report shall not be reproduced, except in full,
without the written consent of Pace Analytical Services, Inc.

Pace Analytical Services, Inc.
1700 Elm Street - Suite 200
Minneapolis, MN 55414

Tel: 612-607-1700
Fax: 612- 607-6444

Method 1668A Polychlorobiphenyl
Sample Analysis Results

Client Sample ID TWBD41506-03L-150929-02
Lab Sample ID 60203772004
Filename P151027A_11

IUPAC	Co-elutions	RT	Ratio	Concentration ng/L	EMPC ng/L	EML ng/L
145		---	---	ND	---	0.0600
146		---	---	ND	---	0.0600
147	147/149	---	---	ND	---	0.120
148		---	---	ND	---	0.0600
149	147/149	---	---	ND	---	0.120
150		---	---	ND	---	0.0600
151	135/151	---	---	ND	---	0.120
152		---	---	ND	---	0.0600
153	153/168	---	---	ND	---	0.120
154		---	---	ND	---	0.0600
155		---	---	ND	---	0.0600
156	156/157	---	---	ND	---	0.120
157	156/157	---	---	ND	---	0.120
158		---	---	ND	---	0.0600
159		---	---	ND	---	0.0600
160		---	---	ND	---	0.0600
161		---	---	ND	---	0.0600
162		---	---	ND	---	0.0600
163	129/138/163	---	---	ND	---	0.180
164		---	---	ND	---	0.0600
165		---	---	ND	---	0.0600
166	128/166	---	---	ND	---	0.120
167		---	---	ND	---	0.0600
168	153/168	---	---	ND	---	0.120
169		---	---	ND	---	0.0600
170		---	---	ND	---	0.0600
171	171/173	---	---	ND	---	0.120
172		---	---	ND	---	0.0600
173	171/173	---	---	ND	---	0.120
174		---	---	ND	---	0.0600
175		---	---	ND	---	0.0600
176		---	---	ND	---	0.0600
177		---	---	ND	---	0.0600
178		---	---	ND	---	0.0600
179		---	---	ND	---	0.0600
180	180/193	---	---	ND	---	0.120
181		---	---	ND	---	0.0600
182		---	---	ND	---	0.0600
183	183/185	---	---	ND	---	0.120
184		---	---	ND	---	0.0600
185	183/185	---	---	ND	---	0.120
186		---	---	ND	---	0.0600
187		---	---	ND	---	0.0600
188		---	---	ND	---	0.0600
189		---	---	ND	---	0.0600
190		---	---	ND	---	0.0600
191		---	---	ND	---	0.0600
192		---	---	ND	---	0.0600

Conc = Concentration
EML =Method Specified Reporting Limit (1668A)
EMPC = Estimated Maximum Possible Concentration
A = Limit of Detection based on signal to noise
B = Less than 10 times higher than method blank level
R = Recovery outside of Method 1668A control limits
Nn = Value obtained from additional analyses

ND = Not Detected
NA = Not Applicable
NC = Not Calculated
* = See Discussion
X = Outside QC Limits
RT = Retention Time
I = Interference
ng's = Nanograms

REPORT OF LABORATORY ANALYSIS

This report shall not be reproduced, except in full,
without the written consent of Pace Analytical Services, Inc.

Pace Analytical Services, Inc.
1700 Elm Street - Suite 200
Minneapolis, MN 55414

Tel: 612-607-1700
Fax: 612- 607-6444

Method 1668A Polychlorobiphenyl
Sample Analysis Results

Client Sample ID TWBD41506-03L-150929-02
Lab Sample ID 60203772004
Filename P151027A_11

IUPAC	Co-elutions	RT	Ratio	Concentration ng/L	EMPC ng/L	EML ng/L
193	180/193	---	---	ND	---	0.120
194		---	---	ND	---	0.0600
195		---	---	ND	---	0.0600
196		---	---	ND	---	0.0600
197	197/200	---	---	ND	---	0.120
198	198/199	---	---	ND	---	0.120
199	198/199	---	---	ND	---	0.120
200	197/200	---	---	ND	---	0.120
201		---	---	ND	---	0.0600
202		---	---	ND	---	0.0600
203		---	---	ND	---	0.0600
204		---	---	ND	---	0.0600
205		---	---	ND	---	0.0600
206		---	---	ND	---	0.0600
207		---	---	ND	---	0.0600
208		---	---	ND	---	0.0600
209		---	---	ND	---	0.0600

Conc = Concentration
EML =Method Specified Reporting Limit (1668A)
EMPC = Estimated Maximum Possible Concentration
A = Limit of Detection based on signal to noise
B = Less than 10 times higher than method blank level
R = Recovery outside of Method 1668A control limits
Nn = Value obtained from additional analyses

ND = Not Detected
NA = Not Applicable
NC = Not Calculated
* = See Discussion
X = Outside QC Limits
RT = Retention Time
I = Interference
ng's = Nanograms

REPORT OF LABORATORY ANALYSIS

This report shall not be reproduced, except in full,
without the written consent of Pace Analytical Services, Inc.

Pace Analytical Services, Inc.
1700 Elm Street - Suite 200
Minneapolis, MN 55414

Tel: 612-607-1700
Fax: 612- 607-6444

Method 1668A Polychlorobiphenyl
Sample Analysis Results

Client Sample ID	TWBD41506-03L-150929-02
Lab Sample ID	60203772004
Filename	P151027A_11

Congener Group	Concentration ng/L
Total Monochloro Biphenyls	ND
Total Dichloro Biphenyls	0.180
Total Trichloro Biphenyls	ND
Total Tetrachloro Biphenyls	ND
Total Pentachloro Biphenyls	ND
Total Hexachloro Biphenyls	ND
Total Heptachloro Biphenyls	ND
Total Octachloro Biphenyls	ND
Total Nonachloro Biphenyls	ND
Decachloro Biphenyls	ND
Total PCBs	0.180

ND = Not Detected

REPORT OF LABORATORY ANALYSIS

This report shall not be reproduced, except in full,
without the written consent of Pace Analytical Services, Inc.

Pace Analytical Services, Inc.
1700 Elm Street - Suite 200
Minneapolis, MN 55414

Tel: 612-607-1700
Fax: 612- 607-6444

Method 1668A Polychlorobiphenyl
Blank Analysis Results

Lab Sample ID	BLANK-47297		
Filename	P151017A_09		
Injected By	BAL	Matrix	Water
Total Amount Extracted	996 mL	Extracted	10/13/2015 13:50
ICAL ID	P151017A02	Analyzed	10/17/2015 13:54
CCal Filename(s)	P151017A_01	Dilution	5

PCB Isomer	IUPAC	RT	Ratio	ng's Added	ng's Found	% Recovery
Labeled Analytes						
13C-2-MoCB	1	8.677	3.19	2.0	1.28	64
13C-4-MoCB	3	11.276	3.28	2.0	1.32	66
13C-2,2'-DiCB	4	11.528	1.55	2.0	1.22	61
13C-4,4'-DiCB	15	18.307	1.61	2.0	1.44	72
13C-2,2',6-TrCB	19	15.120	1.01	2.0	1.32	66
13C-3,4,4'-TrCB	37	25.918	1.06	2.0	1.56	78
13C-2,2',6,6'-TeCB	54	18.573	0.83	2.0	1.40	70
13C-3,4,4',5-TeCB	81	32.983	0.81	2.0	1.70	85
13C-3,3',4,4'-TeCB	77	33.553	0.77	2.0	1.66	83
13C-2,2',4,6,6'-PeCB	104	24.526	1.60	2.0	1.26	63
13C-2,3,3',4,4'-PeCB	105	37.113	1.64	2.0	1.77	88
13C-2,3,4,4',5-PeCB	114	36.443	1.57	2.0	1.76	88
13C-2,3',4,4',5-PeCB	118	35.906	1.59	2.0	1.77	88
13C-2,3',4,4',5'-PeCB	123	35.570	1.63	2.0	1.80	90
13C-3,3',4,4',5-PeCB	126	40.299	1.59	2.0	1.70	85
13C-2,2',4,4',6,6'-HxCB	155	30.484	1.25	2.0	1.33	67
13C-HxCB (156/157)	156/157	43.323	1.32	4.0	3.18	79
13C-2,3',4,4',5,5'-HxCB	167	42.149	1.27	2.0	1.64	82
13C-3,3',4,4',5,5'-HxCB	169	46.643	1.30	2.0	1.54	77
13C-2,2',3,4',5,6,6'-HpCB	188	36.359	1.06	2.0	1.59	79
13C-2,3,3',4,4',5,5'-HpCB	189	49.173	1.01	2.0	1.75	87
13C-2,2',3,3',5,5',6,6'-OcCB	202	41.831	0.89	2.0	1.75	88
13C-2,3,3',4,4',5,5',6-OcCB	205	51.738	0.90	2.0	1.74	87
13C-2,2',3,3',4,4',5,5',6-NoCB	206	53.527	0.81	2.0	1.57	78
13C-2,2',3,3',4,5,5',6,6'-NoCB	208	48.612	0.78	2.0	1.64	82
13C--DeCB	209	55.229	0.71	2.0	1.80	90
Cleanup Standards						
13C-2,4,4'-TrCB	28	21.592	1.02	2.0	1.64	82
13C-2,3,3',5,5'-PeCB	111	33.536	1.64	2.0	1.54	77
13C-2,2',3,3',5,5',6-HpCB	178	39.494	1.06	2.0	1.58	79
Recovery Standards						
13C-2,5-DiCB	9	13.838	1.59	2.0	NA	NA
13C-2,2',5,5'-TeCB	52	23.537	0.79	2.0	NA	NA
13C-2,2',4,5,5'-PeCB	101	30.736	1.57	2.0	NA	NA
13C-2,2',3,4,4',5'-HxCB	138	39.058	1.24	2.0	NA	NA
13C-2,2',3,3',4,4',5,5'-OcCB	194	51.242	0.89	2.0	NA	NA

Conc = Concentration
EML =Method Specified Reporting Limit (1668A)
EMPC = Estimated Maximum Possible Concentration
A = Limit of Detection based on signal to noise
B = Less than 10 times higher than method blank level
R = Recovery outside of Method 1668A control limits
Nn = Value obtained from additional analyses

ND = Not Detected
NA = Not Applicable
NC = Not Calculated
* = See Discussion
X = Outside QC Limits
RT = Retention Time
I = Interference
ng's = Nanograms

REPORT OF LABORATORY ANALYSIS

This report shall not be reproduced, except in full,
without the written consent of Pace Analytical Services, Inc.

Pace Analytical Services, Inc.
1700 Elm Street - Suite 200
Minneapolis, MN 55414

Tel: 612-607-1700
Fax: 612- 607-6444

Method 1668A Polychlorobiphenyl
Blank Analysis Results

Lab Sample ID BLANK-47297
Filename P151017A_09

IUPAC	Co-elutions	RT	Ratio	Concentration ng/L	EMPC ng/L	EML ng/L
1		---	---	ND	---	0.0600
2		---	---	ND	---	0.0600
3		---	---	ND	---	0.0600
4		---	---	ND	---	0.0600
5		---	---	ND	---	0.0600
6		---	---	ND	---	0.0600
7		---	---	ND	---	0.0600
8		---	---	ND	---	0.0600
9		---	---	ND	---	0.0600
10		---	---	ND	---	0.0600
11		17.636	1.42	0.150	---	0.0600
12	12/13	---	---	ND	---	0.120
13	12/13	---	---	ND	---	0.120
14		---	---	ND	---	0.0600
15		---	---	ND	---	0.0600
16		---	---	ND	---	0.0600
17		---	---	ND	---	0.0600
18	18/30	---	---	ND	---	0.120
19		---	---	ND	---	0.0600
20	20/28	---	---	ND	---	0.120
21	21/33	---	---	ND	---	0.120
22		---	---	ND	---	0.0600
23		---	---	ND	---	0.0600
24		---	---	ND	---	0.0600
25		---	---	ND	---	0.0600
26	26/29	---	---	ND	---	0.120
27		---	---	ND	---	0.0600
28	20/28	---	---	ND	---	0.120
29	26/29	---	---	ND	---	0.120
30	18/30	---	---	ND	---	0.120
31		---	---	ND	---	0.0600
32		---	---	ND	---	0.0600
33	21/33	---	---	ND	---	0.120
34		---	---	ND	---	0.0600
35		---	---	ND	---	0.0600
36		---	---	ND	---	0.0600
37		---	---	ND	---	0.0600
38		---	---	ND	---	0.0600
39		---	---	ND	---	0.0600
40	40/41/71	---	---	ND	---	0.180
41	40/41/71	---	---	ND	---	0.180
42		---	---	ND	---	0.0600
43	43/73	---	---	ND	---	0.120
44	44/47/65	---	---	ND	---	0.180
45	45/51	---	---	ND	---	0.120

Conc = Concentration
EML =Method Specified Reporting Limit (1668A)
EMPC = Estimated Maximum Possible Concentration
A = Limit of Detection based on signal to noise
B = Less than 10 times higher than method blank level
R = Recovery outside of Method 1668A control limits
ng/L = Nanograms per liter

ND = Not Detected
NA = Not Applicable
NC = Not Calculated
* = See Discussion
X = Outside QC Limits
RT = Retention Time
I = Interference

REPORT OF LABORATORY ANALYSIS

This report shall not be reproduced, except in full,
without the written consent of Pace Analytical Services, Inc.

Pace Analytical Services, Inc.
1700 Elm Street - Suite 200
Minneapolis, MN 55414

Tel: 612-607-1700
Fax: 612- 607-6444

Method 1668A Polychlorobiphenyl
Blank Analysis Results

Lab Sample ID BLANK-47297
Filename P151017A_09

IUPAC	Co-elutions	RT	Ratio	Concentration ng/L	EMPC ng/L	EML ng/L
46		---	---	ND	---	0.0600
47	44/47/65	---	---	ND	---	0.180
48		---	---	ND	---	0.0600
49	49/69	---	---	ND	---	0.120
50	50/53	---	---	ND	---	0.120
51	45/51	---	---	ND	---	0.120
52		---	---	ND	---	0.0600
53	50/53	---	---	ND	---	0.120
54		---	---	ND	---	0.0600
55		---	---	ND	---	0.0600
56		---	---	ND	---	0.0600
57		---	---	ND	---	0.0600
58		---	---	ND	---	0.0600
59	59/62/75	---	---	ND	---	0.180
60		---	---	ND	---	0.0600
61	61/70/74/76	---	---	ND	---	0.240
62	59/62/75	---	---	ND	---	0.180
63		---	---	ND	---	0.0600
64		---	---	ND	---	0.0600
65	44/47/65	---	---	ND	---	0.180
66		---	---	ND	---	0.0600
67		---	---	ND	---	0.0600
68		---	---	ND	---	0.0600
69	49/69	---	---	ND	---	0.120
70	61/70/74/76	---	---	ND	---	0.240
71	40/41/71	---	---	ND	---	0.180
72		---	---	ND	---	0.0600
73	43/73	---	---	ND	---	0.120
74	61/70/74/76	---	---	ND	---	0.240
75	59/62/75	---	---	ND	---	0.180
76	61/70/74/76	---	---	ND	---	0.240
77		---	---	ND	---	0.0600
78		---	---	ND	---	0.0600
79		---	---	ND	---	0.0600
80		---	---	ND	---	0.0600
81		---	---	ND	---	0.0600
82		---	---	ND	---	0.0600
83		---	---	ND	---	0.0600
84		---	---	ND	---	0.0600
85	85/116/117	---	---	ND	---	0.180
86	86/87/97/108/119/125	---	---	ND	---	0.360
87	86/87/97/108/119/125	---	---	ND	---	0.360
88	88/91	---	---	ND	---	0.120
89		---	---	ND	---	0.0600
90	90/101/113	---	---	ND	---	0.180

Conc = Concentration
EML =Method Specified Reporting Limit (1668A)
EMPC = Estimated Maximum Possible Concentration
A = Limit of Detection based on signal to noise
B = Less than 10 times higher than method blank level
R = Recovery outside of Method 1668A control limits
ng/L = Nanograms per liter

ND = Not Detected
NA = Not Applicable
NC = Not Calculated
* = See Discussion
X = Outside QC Limits
RT = Retention Time
I = Interference

REPORT OF LABORATORY ANALYSIS

This report shall not be reproduced, except in full,
without the written consent of Pace Analytical Services, Inc.

Pace Analytical Services, Inc.
1700 Elm Street - Suite 200
Minneapolis, MN 55414

Tel: 612-607-1700
Fax: 612- 607-6444

Method 1668A Polychlorobiphenyl
Blank Analysis Results

Lab Sample ID BLANK-47297
Filename P151017A_09

IUPAC	Co-elutions	RT	Ratio	Concentration ng/L	EMPC ng/L	EML ng/L
91	88/91	---	---	ND	---	0.120
92		---	---	ND	---	0.0600
93	93/98/100/102	---	---	ND	---	0.240
94		---	---	ND	---	0.0600
95		---	---	ND	---	0.0600
96		---	---	ND	---	0.0600
97	86/87/97/108/119/125	---	---	ND	---	0.360
98	93/98/100/102	---	---	ND	---	0.240
99		---	---	ND	---	0.0600
100	93/98/100/102	---	---	ND	---	0.240
101	90/101/113	---	---	ND	---	0.180
102	93/98/100/102	---	---	ND	---	0.240
103		---	---	ND	---	0.0600
104		---	---	ND	---	0.0600
105		---	---	ND	---	0.0600
106		---	---	ND	---	0.0600
107	107/124	---	---	ND	---	0.120
108	86/87/97/108/119/125	---	---	ND	---	0.360
109		---	---	ND	---	0.0600
110	110/115	---	---	ND	---	0.120
111		---	---	ND	---	0.0600
112		---	---	ND	---	0.0600
113	90/101/113	---	---	ND	---	0.180
114		---	---	ND	---	0.0600
115	110/115	---	---	ND	---	0.120
116	85/116/117	---	---	ND	---	0.180
117	85/116/117	---	---	ND	---	0.180
118		---	---	ND	---	0.0600
119	86/87/97/108/119/125	---	---	ND	---	0.360
120		---	---	ND	---	0.0600
121		---	---	ND	---	0.0600
122		---	---	ND	---	0.0600
123		---	---	ND	---	0.0600
124	107/124	---	---	ND	---	0.120
125	86/87/97/108/119/125	---	---	ND	---	0.360
126		---	---	ND	---	0.0600
127		---	---	ND	---	0.0600
128	128/166	---	---	ND	---	0.120
129	129/138/163	---	---	ND	---	0.180
130		---	---	ND	---	0.0600
131		---	---	ND	---	0.0600
132		---	---	ND	---	0.0600
133		---	---	ND	---	0.0600
134	134/143	---	---	ND	---	0.120
135	135/151	---	---	ND	---	0.120

Conc = Concentration
EML =Method Specified Reporting Limit (1668A)
EMPC = Estimated Maximum Possible Concentration
A = Limit of Detection based on signal to noise
B = Less than 10 times higher than method blank level
R = Recovery outside of Method 1668A control limits
ng/L = Nanograms per liter

ND = Not Detected
NA = Not Applicable
NC = Not Calculated
* = See Discussion
X = Outside QC Limits
RT = Retention Time
I = Interference

REPORT OF LABORATORY ANALYSIS

This report shall not be reproduced, except in full,
without the written consent of Pace Analytical Services, Inc.

Pace Analytical Services, Inc.
1700 Elm Street - Suite 200
Minneapolis, MN 55414

Tel: 612-607-1700
Fax: 612- 607-6444

Method 1668A Polychlorobiphenyl
Blank Analysis Results

Lab Sample ID BLANK-47297
Filename P151017A_09

IUPAC	Co-elutions	RT	Ratio	Concentration ng/L	EMPC ng/L	EML ng/L
136		---	---	ND	---	0.0600
137		---	---	ND	---	0.0600
138	129/138/163	---	---	ND	---	0.180
139	139/140	---	---	ND	---	0.120
140	139/140	---	---	ND	---	0.120
141		---	---	ND	---	0.0600
142		---	---	ND	---	0.0600
143	134/143	---	---	ND	---	0.120
144		---	---	ND	---	0.0600
145		---	---	ND	---	0.0600
146		---	---	ND	---	0.0600
147	147/149	---	---	ND	---	0.120
148		---	---	ND	---	0.0600
149	147/149	---	---	ND	---	0.120
150		---	---	ND	---	0.0600
151	135/151	---	---	ND	---	0.120
152		---	---	ND	---	0.0600
153	153/168	---	---	ND	---	0.120
154		---	---	ND	---	0.0600
155		---	---	ND	---	0.0600
156	156/157	---	---	ND	---	0.120
157	156/157	---	---	ND	---	0.120
158		---	---	ND	---	0.0600
159		---	---	ND	---	0.0600
160		---	---	ND	---	0.0600
161		---	---	ND	---	0.0600
162		---	---	ND	---	0.0600
163	129/138/163	---	---	ND	---	0.180
164		---	---	ND	---	0.0600
165		---	---	ND	---	0.0600
166	128/166	---	---	ND	---	0.120
167		---	---	ND	---	0.0600
168	153/168	---	---	ND	---	0.120
169		---	---	ND	---	0.0600
170		---	---	ND	---	0.0600
171	171/173	---	---	ND	---	0.120
172		---	---	ND	---	0.0600
173	171/173	---	---	ND	---	0.120
174		---	---	ND	---	0.0600
175		---	---	ND	---	0.0600
176		---	---	ND	---	0.0600
177		---	---	ND	---	0.0600
178		---	---	ND	---	0.0600
179		---	---	ND	---	0.0600
180	180/193	---	---	ND	---	0.120

Conc = Concentration
EML =Method Specified Reporting Limit (1668A)
EMPC = Estimated Maximum Possible Concentration
A = Limit of Detection based on signal to noise
B = Less than 10 times higher than method blank level
R = Recovery outside of Method 1668A control limits
ng/L = Nanograms per liter

ND = Not Detected
NA = Not Applicable
NC = Not Calculated
* = See Discussion
X = Outside QC Limits
RT = Retention Time
I = Interference

REPORT OF LABORATORY ANALYSIS

This report shall not be reproduced, except in full,
without the written consent of Pace Analytical Services, Inc.

Pace Analytical Services, Inc.
1700 Elm Street - Suite 200
Minneapolis, MN 55414

Tel: 612-607-1700
Fax: 612- 607-6444

Method 1668A Polychlorobiphenyl
Blank Analysis Results

Lab Sample ID BLANK-47297
Filename P151017A_09

IUPAC	Co-elutions	RT	Ratio	Concentration ng/L	EMPC ng/L	EML ng/L
181		---	---	ND	---	0.0600
182		---	---	ND	---	0.0600
183	183/185	---	---	ND	---	0.120
184		---	---	ND	---	0.0600
185	183/185	---	---	ND	---	0.120
186		---	---	ND	---	0.0600
187		---	---	ND	---	0.0600
188		---	---	ND	---	0.0600
189		---	---	ND	---	0.0600
190		---	---	ND	---	0.0600
191		---	---	ND	---	0.0600
192		---	---	ND	---	0.0600
193	180/193	---	---	ND	---	0.120
194		---	---	ND	---	0.0600
195		---	---	ND	---	0.0600
196		---	---	ND	---	0.0600
197	197/200	---	---	ND	---	0.120
198	198/199	---	---	ND	---	0.120
199	198/199	---	---	ND	---	0.120
200	197/200	---	---	ND	---	0.120
201		---	---	ND	---	0.0600
202		---	---	ND	---	0.0600
203		---	---	ND	---	0.0600
204		---	---	ND	---	0.0600
205		---	---	ND	---	0.0600
206		---	---	ND	---	0.0600
207		---	---	ND	---	0.0600
208		---	---	ND	---	0.0600
209		---	---	ND	---	0.0600

Conc = Concentration
EML =Method Specified Reporting Limit (1668A)
EMPC = Estimated Maximum Possible Concentration
A = Limit of Detection based on signal to noise
B = Less than 10 times higher than method blank level
R = Recovery outside of Method 1668A control limits
ng/L = Nanograms per liter

ND = Not Detected
NA = Not Applicable
NC = Not Calculated
* = See Discussion
X = Outside QC Limits
RT = Retention Time
I = Interference

REPORT OF LABORATORY ANALYSIS

This report shall not be reproduced, except in full,
without the written consent of Pace Analytical Services, Inc.

Pace Analytical Services, Inc.
1700 Elm Street - Suite 200
Minneapolis, MN 55414

Tel: 612-607-1700
Fax: 612- 607-6444

Method 1668A Polychlorobiphenyl
Blank Analysis Results

Client Sample ID	CBLKFC
Lab Sample ID	BLANK-47297
Filename	P151017A_09

Congener Group	Concentration ng/L
Total Monochloro Biphenyls	ND
Total Dichloro Biphenyls	0.150
Total Trichloro Biphenyls	ND
Total Tetrachloro Biphenyls	ND
Total Pentachloro Biphenyls	ND
Total Hexachloro Biphenyls	ND
Total Heptachloro Biphenyls	ND
Total Octachloro Biphenyls	ND
Total Nonachloro Biphenyls	ND
Decachloro Biphenyls	ND
Total PCBs	0.150

ND = Not Detected

REPORT OF LABORATORY ANALYSIS

This report shall not be reproduced, except in full,
without the written consent of Pace Analytical Services, Inc.

Pace Analytical Services, Inc.
1700 Elm Street - Suite 200
Minneapolis, MN 55414

Tel: 612-607-1700
Fax: 612- 607-6444

Method 1668A Polychlorobiphenyls
Laboratory Control Spike Analysis Results

Lab Sample ID	LCS-47298		
Filename	P151016A_13	Matrix	Water
Total Amount Extracted	1050 mL	Dilution	5
ICAL ID	P151016A08	Extracted	10/13/2015 13:50
CCal Filename(s)	P151016A_07	Analyzed	10/16/2015 22:12
Method Blank ID	BLANK-47297	Injected By	CVS

	Native Analytes			Labeled Analytes		
PCB Isomer	**Spiked (ng)**	**Found (ng)**	**% Recovery**	**Spiked (ng)**	**Found (ng)**	**% Recovery**
1	1.0	1.06	106	2.0	1.12	56
3	1.0	0.964	96	2.0	1.21	61
4	1.0	1.03	103	2.0	1.10	55
15	1.0	1.01	101	2.0	1.25	62
19	1.0	1.01	101	2.0	1.18	59
37	1.0	0.981	98	2.0	1.43	71
54	1.0	1.08	108	2.0	1.14	57
81	1.0	1.04	104	2.0	1.47	74
77	1.0	1.05	105	2.0	1.43	71
104	1.0	1.10	110	2.0	1.17	59
105	1.0	1.06	106	2.0	1.48	74
114	1.0	1.07	107	2.0	1.50	75
118	1.0	1.05	105	2.0	1.55	77
123	1.0	0.988	99	2.0	1.55	78
126	1.0	1.03	103	2.0	1.52	76
155	1.0	0.972	97	2.0	1.29	64
156/157	2.0	2.03	101	4.0	2.82	70
167	1.0	1.05	105	2.0	1.46	73
169	1.0	0.995	100	2.0	1.39	70
188	1.0	1.05	105	2.0	1.47	74
189	1.0	1.05	105	2.0	1.59	79
202	1.0	1.03	103	2.0	1.64	82
205	1.0	0.979	98	2.0	1.54	77
206	1.0	1.14	114	2.0	1.36	68
208	1.0	1.05	105	2.0	1.59	80
209	1.0	0.929	93	2.0	1.51	76

R = Recovery outside of method 1668A control limits
Nn = Result obtained from alternate analysis
ND = Not Detected
NA = Not Applicable
NC = Not Calculated
* = See Discussion
ng = Nanograms
I = Interference

REPORT OF LABORATORY ANALYSIS

This report shall not be reproduced, except in full,
without the written consent of Pace Analytical Services, Inc.

Pace Analytical Services, Inc.
1700 Elm Street - Suite 200
Minneapolis, MN 55414

Tel: 612-607-1700
Fax: 612- 607-6444

Method 1668A Polychlorobiphenyls
Laboratory Control Spike Analysis Results

Lab Sample ID	LCSD-47299		
Filename	P151016A_14	Matrix	Water
Total Amount Extracted	1040 mL	Dilution	5
ICAL ID	P151016A08	Extracted	10/13/2015 13:50
CCal Filename(s)	P151016A_07	Analyzed	10/16/2015 23:11
Method Blank ID	BLANK-47297	Injected By	CVS

	Native Analytes			Labeled Analytes		
PCB Isomer	**Spiked (ng)**	**Found (ng)**	**% Recovery**	**Spiked (ng)**	**Found (ng)**	**% Recovery**
1	1.0	1.05	105	2.0	1.28	64
3	1.0	1.06	106	2.0	1.29	64
4	1.0	1.04	104	2.0	1.24	62
15	1.0	1.06	106	2.0	1.42	71
19	1.0	1.02	102	2.0	1.32	66
37	1.0	1.07	107	2.0	1.57	78
54	1.0	1.02	102	2.0	1.40	70
81	1.0	1.03	103	2.0	1.78	89
77	1.0	1.03	103	2.0	1.70	85
104	1.0	1.04	104	2.0	1.33	67
105	1.0	1.04	104	2.0	1.66	83
114	1.0	1.00	100	2.0	1.67	84
118	1.0	1.02	102	2.0	1.68	84
123	1.0	0.994	99	2.0	1.70	85
126	1.0	1.08	108	2.0	1.66	83
155	1.0	0.972	97	2.0	1.57	78
156/157	2.0	2.07	104	4.0	3.32	83
167	1.0	1.03	103	2.0	1.69	85
169	1.0	1.04	104	2.0	1.58	79
188	1.0	1.09	109	2.0	1.77	89
189	1.0	1.02	102	2.0	1.90	95
202	1.0	0.985	99	2.0	1.97	99
205	1.0	1.02	102	2.0	1.76	88
206	1.0	1.17	117	2.0	1.61	81
208	1.0	1.04	104	2.0	1.75	88
209	1.0	0.977	98	2.0	1.78	89

R = Recovery outside of method 1668A control limits
Nn = Result obtained from alternate analysis
ND = Not Detected
NA = Not Applicable
NC = Not Calculated
* = See Discussion
ng = Nanograms
I = Interference

REPORT OF LABORATORY ANALYSIS

This report shall not be reproduced, except in full,
without the written consent of Pace Analytical Services, Inc.

Pace Analytical Services, Inc.
1700 Elm Street - Suite 200
Minneapolis, MN 55414

Tel: 612-607-1700
Fax: 612- 607-6444

Method 1668A

Spike Recovery Relative Percent Difference (RPD) Results

Client	PACE Kansas		
Spike 1 ID	LCS-47298	Spike 2 ID	LCSD-47299
Spike 1 Filename	P151016A_13	Spike 2 Filename	P151016A_14

Compound	IUPAC	Spike 1 %REC	Spike 2 %REC	%RPD
2-MoCB	1	106	105	0.9
4-MoCB	3	96	106	9.9
2,2'-DiCB	4	103	104	1.0
4,4'-DiCB	15	101	106	4.8
2,2',6-TrCB	19	101	102	1.0
3,4,4'-TrCB	37	98	107	8.8
2,2',6,6'-TeCB	54	108	102	5.7
3,3',4,4'-TeCB	77	105	103	1.9
3,4,4',5-TeCB	81	104	103	1.0
2,2',4,6,6'-PeCB	104	110	104	5.6
2,3,3',4,4'-PeCB	105	106	104	1.9
2,3,4,4',5-PeCB	114	107	100	6.8
2,3',4,4',5-PeCB	118	105	102	2.9
2,3',4,4',5'-PeCB	123	99	99	0.0
3,3',4,4',5-PeCB	126	103	108	4.7
2,2',4,4',6,6'-HxCB	155	97	97	0.0
(156/157)	156/157	101	104	2.9
2,3',4,4',5,5'-HxCB	167	105	103	1.9
3,3',4,4',5,5'-HxCB	169	100	104	3.9
2,2',3,4',5,6,6'-HpCB	188	105	109	3.7
2,3,3',4,4',5,5'-HpCB	189	105	102	2.9
2,2',3,3',5,5',6,6'-OcCB	202	103	99	4.0
2,3,3',4,4',5,5',6-OcCB	205	98	102	4.0
2,2',3,3',4,4',5,5',6-NoCB	206	114	117	2.6
2,2',3,3',4,5,5',6,6'-NoCB	208	105	104	1.0
Decachlorobiphenyl	209	93	98	5.2

%REC = Percent Recovered
RPD = The difference between the two values divided by the mean value

REPORT OF LABORATORY ANALYSIS

This report shall not be reproduced, except in full,
without the written consent of Pace Analytical Services, Inc.

Building 4
December 2015 Temporary Well Water Levels
(This report includes Abandoned Fuel Line water levels)

Pace Analytical Services, Inc.
9608 Loiret Blvd.
Lenexa, KS 66219
(913)599-5665

December 28, 2015

Request #6630

Mr. MIKE STITES
HONEYWELL FM & T, LLC
KANSAS CITY DIVISION
PO BOX 419159
KANSAS CITY, MO 641416159

Received 01/04/2016

RE: Project: STATIC DEPTH DATA
Pace Project No.: 60209428

Dear Mr. STITES:
Enclosed are the analytical results for sample(s) received by the laboratory on December 12, 2015. The results relate only to the samples included in this report. Results reported herein conform to the most current TNI standards and the laboratory's Quality Assurance Manual, where applicable, unless otherwise noted in the body of the report.

If you have any questions concerning this report, please feel free to contact me.

Sincerely,

Brad Godwin
brad.godwin@pacelabs.com
PM Lab Management

Enclosures

cc: Mr. Joe Baker, HONEYWELL FM & T, LLC
Mr. Garry LaBelle, HONEYWELL FM&T
Mr. Steve Ramm, HONEYWELL FM & T, LLC

This report shall not be reproduced, except in full,
without the written consent of Pace Analytical Services, Inc..

Temp Wells 1512

Pace Analytical Services, Inc.
9608 Loiret Blvd.
Lenexa, KS 66219
(913)599-5665

CERTIFICATIONS

Project: STATIC DEPTH DATA
Pace Project No.: 60209428

Kansas Certification IDs

9608 Loiret Boulevard, Lenexa, KS 66219
WY STR Certification #: 2456.01
Arkansas Certification #: 15-016-0
Illinois Certification #: 003097
Iowa Certification #: 118
Kansas/NELAP Certification #: E-10116
Louisiana Certification #: 03055
Nevada Certification #: KS000212008A
Oklahoma Certification #: 9205/9935
Texas Certification #: T104704407
Utah Certification #: KS00021
Kansas Field Laboratory Accreditation: # E-92587

This report shall not be reproduced, except in full,
without the written consent of Pace Analytical Services, Inc..

Pace Analytical Services, Inc.
9608 Loiret Blvd.
Lenexa, KS 66219
(913)599-5665

SAMPLE SUMMARY

Project: STATIC DEPTH DATA
Pace Project No.: 60209428

Lab ID	Sample ID	Matrix	Date Collected	Date Received
60209428001	KC84-012L-151208-44	Water	12/08/15 11:49	12/12/15 11:52
60209428002	KC84-012U-151208-44	Water	12/08/15 11:48	12/12/15 11:52
60209428003	KC85-030L-151208-44	Water	12/08/15 12:06	12/12/15 11:52
60209428004	KC89-102L-151208-44	Water	12/08/15 11:59	12/12/15 11:52
60209428005	KC89-102U-151208-44	Water	12/08/15 11:58	12/12/15 11:52
60209428006	KC91-149L-151208-44	Water	12/08/15 09:44	12/12/15 11:52
60209428007	KC91-149U-151208-44	Water	12/08/15 09:43	12/12/15 11:52
60209428008	KC91-152L-151208-44	Water	12/08/15 10:14	12/12/15 11:52
60209428009	KC91-152U-151208-44	Water	12/08/15 10:13	12/12/15 11:52
60209428010	KC91-155L-151208-44	Water	12/08/15 12:49	12/12/15 11:52
60209428011	KC91-155U-151208-44	Water	12/08/15 12:48	12/12/15 11:52
60209428012	KC91-156L-151208-44	Water	12/08/15 10:32	12/12/15 11:52
60209428013	KC91-156U-151208-44	Water	12/08/15 10:31	12/12/15 11:52
60209428014	KC91-176L-151208-44	Water	12/08/15 12:44	12/12/15 11:52
60209428015	KC91-176U-151208-44	Water	12/08/15 12:43	12/12/15 11:52
60209428016	OW-001L-151208-44	Water	12/08/15 11:08	12/12/15 11:52
60209428017	TWAFL1506-01U-151208-44	Water	12/08/15 11:24	12/12/15 11:52
60209428018	TWAFL1506-02L-151208-44	Water	12/08/15 11:26	12/12/15 11:52
60209428019	TWAFL1506-03U-151208-44	Water	12/08/15 11:34	12/12/15 11:52
60209428020	TWAFL1506-04L-151208-44	Water	12/08/15 11:36	12/12/15 11:52
60209428021	TWAFL1506-05U-151208-44	Water	12/08/15 14:04	12/12/15 11:52
60209428022	TWAFL1506-06L-151208-44	Water	12/08/15 14:08	12/12/15 11:52
60209428023	TWAFL1506-07U-151208-44	Water	12/08/15 13:54	12/12/15 11:52
60209428024	TWAFL1506-08L-151208-44	Water	12/08/15 13:58	12/12/15 11:52
60209428025	TWAFL1506-09U-151208-44	Water	12/08/15 13:45	12/12/15 11:52
60209428026	TWAFL1506-10L-151208-44	Water	12/08/15 13:48	12/12/15 11:52
60209428027	TWBD41506-01L-151208-44	Water	12/08/15 13:08	12/12/15 11:52
60209428028	TWBD41506-02L-151208-44	Water	12/08/15 13:16	12/12/15 11:52
60209428029	TWBD41506-03L-151208-44	Water	12/08/15 13:22	12/12/15 11:52
60209428030	TWBD41506-04L-151208-44	Water	12/08/15 13:28	12/12/15 11:52
60209428031	KC91-153L-151208-44	Water	12/08/15 10:22	12/12/15 11:52
60209428032	KC91-153U-151208-44	Water	12/08/15 10:21	12/12/15 11:52

REPORT OF LABORATORY ANALYSIS

This report shall not be reproduced, except in full,
without the written consent of Pace Analytical Services, Inc..

Pace Analytical Services, Inc.
9608 Loiret Blvd.
Lenexa, KS 66219
(913)599-5665

ANALYTICAL RESULTS

Project: STATIC DEPTH DATA
Pace Project No.: 60209428

Sample: KC84-012L-151208-44 **Lab ID: 60209428001** Collected: 12/08/15 11:49 Received: 12/12/15 11:52 Matrix: Water

Parameters	Results	Units	Report Limit	DF	Prepared	Analyzed	CAS No.	Qual
Monitoring Well Data	Analytical Method:							
Collected By	**LGR**			1		12/08/15 11:49		
Static Water Level	**9.29**	feet		1		12/08/15 11:49		

REPORT OF LABORATORY ANALYSIS

This report shall not be reproduced, except in full,
without the written consent of Pace Analytical Services, Inc..

Pace Analytical Services, Inc.
9608 Loiret Blvd.
Lenexa, KS 66219
(913)599-5665

ANALYTICAL RESULTS

Project: STATIC DEPTH DATA
Pace Project No.: 60209428

Sample: KC84-012U-151208-44 **Lab ID: 60209428002** Collected: 12/08/15 11:48 Received: 12/12/15 11:52 Matrix: Water

Parameters	Results	Units	Report Limit	DF	Prepared	Analyzed	CAS No.	Qual
Monitoring Well Data	Analytical Method:							
Collected By	**LGR**			1		12/08/15 11:48		
Static Water Level	**9.55**	feet		1		12/08/15 11:48		

REPORT OF LABORATORY ANALYSIS

This report shall not be reproduced, except in full,
without the written consent of Pace Analytical Services, Inc..

Pace Analytical Services, Inc.
9608 Loiret Blvd.
Lenexa, KS 66219
(913)599-5665

ANALYTICAL RESULTS

Project: STATIC DEPTH DATA
Pace Project No.: 60209428

Sample: KC85-030L-151208-44 **Lab ID: 60209428003** Collected: 12/08/15 12:06 Received: 12/12/15 11:52 Matrix: Water

Parameters	Results	Units	Report Limit	DF	Prepared	Analyzed	CAS No.	Qual
Monitoring Well Data	Analytical Method:							
Collected By	**LGR**			1		12/08/15 12:06		
Static Water Level	**7.79**	feet		1		12/08/15 12:06		

REPORT OF LABORATORY ANALYSIS

This report shall not be reproduced, except in full,
without the written consent of Pace Analytical Services, Inc..

Pace Analytical Services, Inc.
9608 Loiret Blvd.
Lenexa, KS 66219
(913)599-5665

ANALYTICAL RESULTS

Project: STATIC DEPTH DATA
Pace Project No.: 60209428

Sample: KC89-102L-151208-44 **Lab ID: 60209428004** Collected: 12/08/15 11:59 Received: 12/12/15 11:52 Matrix: Water

Parameters	Results	Units	Report Limit	DF	Prepared	Analyzed	CAS No.	Qual
Monitoring Well Data	Analytical Method:							
Collected By	**LGR**			1		12/08/15 11:59		
Static Water Level	**12.63**	feet		1		12/08/15 11:59		

REPORT OF LABORATORY ANALYSIS

This report shall not be reproduced, except in full,
without the written consent of Pace Analytical Services, Inc..

Pace Analytical Services, Inc.
9608 Loiret Blvd.
Lenexa, KS 66219
(913)599-5665

ANALYTICAL RESULTS

Project: STATIC DEPTH DATA
Pace Project No.: 60209428

Sample: KC89-102U-151208-44 **Lab ID: 60209428005** Collected: 12/08/15 11:58 Received: 12/12/15 11:52 Matrix: Water

Parameters	Results	Units	Report Limit	DF	Prepared	Analyzed	CAS No.	Qual
Monitoring Well Data	Analytical Method:							
Collected By	**LGR**			1		12/08/15 11:58		
Static Water Level	**12.56**	feet		1		12/08/15 11:58		

REPORT OF LABORATORY ANALYSIS

This report shall not be reproduced, except in full,
without the written consent of Pace Analytical Services, Inc..

Pace Analytical Services, Inc.
9608 Loiret Blvd.
Lenexa, KS 66219
(913)599-5665

ANALYTICAL RESULTS

Project: STATIC DEPTH DATA
Pace Project No.: 60209428

Sample: KC91-149L-151208-44 **Lab ID: 60209428006** Collected: 12/08/15 09:44 Received: 12/12/15 11:52 Matrix: Water

Parameters	Results	Units	Report Limit	DF	Prepared	Analyzed	CAS No.	Qual
Monitoring Well Data	Analytical Method:							
Collected By	**LGR**			1		12/08/15 09:44		
Static Water Level	**9.02**	feet		1		12/08/15 09:44		

REPORT OF LABORATORY ANALYSIS

This report shall not be reproduced, except in full,
without the written consent of Pace Analytical Services, Inc..

Pace Analytical Services, Inc.
9608 Loiret Blvd.
Lenexa, KS 66219
(913)599-5665

ANALYTICAL RESULTS

Project: STATIC DEPTH DATA
Pace Project No.: 60209428

Sample: KC91-149U-151208-44 **Lab ID: 60209428007** Collected: 12/08/15 09:43 Received: 12/12/15 11:52 Matrix: Water

Parameters	Results	Units	Report Limit	DF	Prepared	Analyzed	CAS No.	Qual
Monitoring Well Data	Analytical Method:							
Collected By	**LGR**			1		12/08/15 09:43		
Elevation Water Level	**9.45**	feet		1		12/08/15 09:43		

REPORT OF LABORATORY ANALYSIS

This report shall not be reproduced, except in full,
without the written consent of Pace Analytical Services, Inc..

Pace Analytical Services, Inc.
9608 Loiret Blvd.
Lenexa, KS 66219
(913)599-5665

ANALYTICAL RESULTS

Project: STATIC DEPTH DATA
Pace Project No.: 60209428

Sample: KC91-152L-151208-44 **Lab ID: 60209428008** Collected: 12/08/15 10:14 Received: 12/12/15 11:52 Matrix: Water

Parameters	Results	Units	Report Limit	DF	Prepared	Analyzed	CAS No.	Qual
Monitoring Well Data	Analytical Method:							
Collected By	**LGR**			1		12/08/15 10:14		
Static Water Level	**13.05**	feet		1		12/08/15 10:14		

REPORT OF LABORATORY ANALYSIS

This report shall not be reproduced, except in full,
without the written consent of Pace Analytical Services, Inc..

Pace Analytical Services, Inc.
9608 Loiret Blvd.
Lenexa, KS 66219
(913)599-5665

ANALYTICAL RESULTS

Project: STATIC DEPTH DATA
Pace Project No.: 60209428

Sample: KC91-152U-151208-44 **Lab ID: 60209428009** Collected: 12/08/15 10:13 Received: 12/12/15 11:52 Matrix: Water

Parameters	Results	Units	Report Limit	DF	Prepared	Analyzed	CAS No.	Qual
Monitoring Well Data	Analytical Method:							
Collected By	**LGR**			1		12/08/15 10:13		
Static Water Level	**12.89**	feet		1		12/08/15 10:13		

REPORT OF LABORATORY ANALYSIS

This report shall not be reproduced, except in full,
without the written consent of Pace Analytical Services, Inc..

Pace Analytical Services, Inc.
9608 Loiret Blvd.
Lenexa, KS 66219
(913)599-5665

ANALYTICAL RESULTS

Project: STATIC DEPTH DATA
Pace Project No.: 60209428

Sample: KC91-155L-151208-44 **Lab ID: 60209428010** Collected: 12/08/15 12:49 Received: 12/12/15 11:52 Matrix: Water

Parameters	Results	Units	Report Limit	DF	Prepared	Analyzed	CAS No.	Qual
Monitoring Well Data	Analytical Method:							
Collected By	**LGR**			1		12/08/15 12:49		
Static Water Level	**6.08**	feet		1		12/08/15 12:49		

REPORT OF LABORATORY ANALYSIS

This report shall not be reproduced, except in full,
without the written consent of Pace Analytical Services, Inc..

Pace Analytical Services, Inc.
9608 Loiret Blvd.
Lenexa, KS 66219
(913)599-5665

ANALYTICAL RESULTS

Project: STATIC DEPTH DATA
Pace Project No.: 60209428

Sample: KC91-155U-151208-44 **Lab ID: 60209428011** Collected: 12/08/15 12:48 Received: 12/12/15 11:52 Matrix: Water

Parameters	Results	Units	Report Limit	DF	Prepared	Analyzed	CAS No.	Qual
Monitoring Well Data	Analytical Method:							
Collected By	**LGR**			1		12/08/15 12:48		
Static Water Level	**6.16**	feet		1		12/08/15 12:48		

REPORT OF LABORATORY ANALYSIS

This report shall not be reproduced, except in full,
without the written consent of Pace Analytical Services, Inc..

Pace Analytical Services, Inc.
9608 Loiret Blvd.
Lenexa, KS 66219
(913)599-5665

ANALYTICAL RESULTS

Project: STATIC DEPTH DATA
Pace Project No.: 60209428

Sample: KC91-156L-151208-44 **Lab ID: 60209428012** Collected: 12/08/15 10:32 Received: 12/12/15 11:52 Matrix: Water

Parameters	Results	Units	Report Limit	DF	Prepared	Analyzed	CAS No.	Qual
Monitoring Well Data	Analytical Method:							
Collected By	**LGR**			1		12/08/15 10:32		
Static Water Level	**13.98**	feet		1		12/08/15 10:32		

REPORT OF LABORATORY ANALYSIS

This report shall not be reproduced, except in full,
without the written consent of Pace Analytical Services, Inc..

Pace Analytical Services, Inc.
9608 Loiret Blvd.
Lenexa, KS 66219
(913)599-5665

ANALYTICAL RESULTS

Project: STATIC DEPTH DATA
Pace Project No.: 60209428

Sample: KC91-156U-151208-44 **Lab ID: 60209428013** Collected: 12/08/15 10:31 Received: 12/12/15 11:52 Matrix: Water

Parameters	Results	Units	Report Limit	DF	Prepared	Analyzed	CAS No.	Qual
Monitoring Well Data	Analytical Method:							
Collected By	**LGR**			1		12/08/15 10:31		
Static Water Level	**14.07**	feet		1		12/08/15 10:31		

REPORT OF LABORATORY ANALYSIS

This report shall not be reproduced, except in full,
without the written consent of Pace Analytical Services, Inc..

Pace Analytical Services, Inc.
9608 Loiret Blvd.
Lenexa, KS 66219
(913)599-5665

ANALYTICAL RESULTS

Project: STATIC DEPTH DATA
Pace Project No.: 60209428

Sample: KC91-176L-151208-44 **Lab ID: 60209428014** Collected: 12/08/15 12:44 Received: 12/12/15 11:52 Matrix: Water

Parameters	Results	Units	Report Limit	DF	Prepared	Analyzed	CAS No.	Qual
Monitoring Well Data	Analytical Method:							
Collected By	**LGR**			1		12/08/15 12:44		
Static Water Level	**7.75**	feet		1		12/08/15 12:44		

REPORT OF LABORATORY ANALYSIS

This report shall not be reproduced, except in full,
without the written consent of Pace Analytical Services, Inc..

Pace Analytical Services, Inc.
9608 Loiret Blvd.
Lenexa, KS 66219
(913)599-5665

ANALYTICAL RESULTS

Project: STATIC DEPTH DATA
Pace Project No.: 60209428

Sample: KC91-176U-151208-44 **Lab ID: 60209428015** Collected: 12/08/15 12:43 Received: 12/12/15 11:52 Matrix: Water

Parameters	Results	Units	Report Limit	DF	Prepared	Analyzed	CAS No.	Qual
Monitoring Well Data	Analytical Method:							
Collected By	**LGR**			1		12/08/15 12:43		
Static Water Level	**7.62**	feet		1		12/08/15 12:43		

REPORT OF LABORATORY ANALYSIS

This report shall not be reproduced, except in full,
without the written consent of Pace Analytical Services, Inc..

Pace Analytical Services, Inc.
9608 Loiret Blvd.
Lenexa, KS 66219
(913)599-5665

ANALYTICAL RESULTS

Project: STATIC DEPTH DATA
Pace Project No.: 60209428

Sample: OW-001L-151208-44 **Lab ID: 60209428016** Collected: 12/08/15 11:08 Received: 12/12/15 11:52 Matrix: Water

Parameters	Results	Units	Report Limit	DF	Prepared	Analyzed	CAS No.	Qual
Monitoring Well Data	Analytical Method:							
Collected By	**LGR**			1		12/08/15 11:08		
Static Water Level	**7.19**	feet		1		12/08/15 11:08		

REPORT OF LABORATORY ANALYSIS

This report shall not be reproduced, except in full,
without the written consent of Pace Analytical Services, Inc..

Pace Analytical Services, Inc.
9608 Loiret Blvd.
Lenexa, KS 66219
(913)599-5665

ANALYTICAL RESULTS

Project: STATIC DEPTH DATA
Pace Project No.: 60209428

Sample: TWAFL1506-01U-151208-44 **Lab ID: 60209428017** Collected: 12/08/15 11:24 Received: 12/12/15 11:52 Matrix: Water

Parameters	Results	Units	Report Limit	DF	Prepared	Analyzed	CAS No.	Qual
Monitoring Well Data	Analytical Method:							
Collected By	**LGR**			1		12/08/15 11:24		
Static Water Level	**8.84**	feet		1		12/08/15 11:24		

REPORT OF LABORATORY ANALYSIS

This report shall not be reproduced, except in full,
without the written consent of Pace Analytical Services, Inc..

Pace Analytical Services, Inc.
9608 Loiret Blvd.
Lenexa, KS 66219
(913)599-5665

ANALYTICAL RESULTS

Project: STATIC DEPTH DATA
Pace Project No.: 60209428

Sample: TWAFL1506-02L-151208-44 **Lab ID: 60209428018** Collected: 12/08/15 11:26 Received: 12/12/15 11:52 Matrix: Water

Parameters	Results	Units	Report Limit	DF	Prepared	Analyzed	CAS No.	Qual
Monitoring Well Data	Analytical Method:							
Collected By	**LGR**			1		12/08/15 11:26		
Static Water Level	**9.35**	feet		1		12/08/15 11:26		

REPORT OF LABORATORY ANALYSIS

This report shall not be reproduced, except in full,
without the written consent of Pace Analytical Services, Inc..

Pace Analytical Services, Inc.
9608 Loiret Blvd.
Lenexa, KS 66219
(913)599-5665

ANALYTICAL RESULTS

Project: STATIC DEPTH DATA
Pace Project No.: 60209428

Sample: TWAFL1506-03U-151208-44 **Lab ID: 60209428019** Collected: 12/08/15 11:34 Received: 12/12/15 11:52 Matrix: Water

Parameters	Results	Units	Report Limit	DF	Prepared	Analyzed	CAS No.	Qual
Monitoring Well Data	Analytical Method:							
Collected By	**LGR**			1		12/08/15 11:34		
Static Water Level	**9.67**	feet		1		12/08/15 11:34		

REPORT OF LABORATORY ANALYSIS

This report shall not be reproduced, except in full,
without the written consent of Pace Analytical Services, Inc..

Pace Analytical Services, Inc.
9608 Loiret Blvd.
Lenexa, KS 66219
(913)599-5665

ANALYTICAL RESULTS

Project: STATIC DEPTH DATA
Pace Project No.: 60209428

Sample: TWAFL1506-04L-151208-44 **Lab ID: 60209428020** Collected: 12/08/15 11:36 Received: 12/12/15 11:52 Matrix: Water

Parameters	Results	Units	Report Limit	DF	Prepared	Analyzed	CAS No.	Qual
Monitoring Well Data	Analytical Method:							
Collected By	**LGR**			1		12/08/15 11:36		
Static Water Level	**8.91**	feet		1		12/08/15 11:36		

REPORT OF LABORATORY ANALYSIS

This report shall not be reproduced, except in full,
without the written consent of Pace Analytical Services, Inc..

Pace Analytical Services, Inc.
9608 Loiret Blvd.
Lenexa, KS 66219
(913)599-5665

ANALYTICAL RESULTS

Project: STATIC DEPTH DATA
Pace Project No.: 60209428

Sample: TWAFL1506-05U-151208-44 **Lab ID: 60209428021** Collected: 12/08/15 14:04 Received: 12/12/15 11:52 Matrix: Water

Parameters	Results	Units	Report Limit	DF	Prepared	Analyzed	CAS No.	Qual
Monitoring Well Data	Analytical Method:							
Collected By	**LGR**			1		12/08/15 14:04		
Static Water Level	**6.34**	feet		1		12/08/15 14:04		

REPORT OF LABORATORY ANALYSIS

This report shall not be reproduced, except in full,
without the written consent of Pace Analytical Services, Inc..

Pace Analytical Services, Inc.
9608 Loiret Blvd.
Lenexa, KS 66219
(913)599-5665

ANALYTICAL RESULTS

Project: STATIC DEPTH DATA
Pace Project No.: 60209428

Sample: TWAFL1506-06L-151208-44 **Lab ID: 60209428022** Collected: 12/08/15 14:08 Received: 12/12/15 11:52 Matrix: Water

Parameters	Results	Units	Report Limit	DF	Prepared	Analyzed	CAS No.	Qual
Monitoring Well Data	Analytical Method:							
Collected By	**LGR**			1		12/08/15 14:08		
Static Water Level	**6.74**	feet		1		12/08/15 14:08		

REPORT OF LABORATORY ANALYSIS

This report shall not be reproduced, except in full,
without the written consent of Pace Analytical Services, Inc..

Pace Analytical Services, Inc.
9608 Loiret Blvd.
Lenexa, KS 66219
(913)599-5665

ANALYTICAL RESULTS

Project: STATIC DEPTH DATA
Pace Project No.: 60209428

Sample: TWAFL1506-07U-151208-44 **Lab ID: 60209428023** Collected: 12/08/15 13:54 Received: 12/12/15 11:52 Matrix: Water

Parameters	Results	Units	Report Limit	DF	Prepared	Analyzed	CAS No.	Qual
Monitoring Well Data	Analytical Method:							
Collected By	**LGR**			1		12/08/15 13:54		
Static Water Level	**9.05**	feet		1		12/08/15 13:54		

REPORT OF LABORATORY ANALYSIS

This report shall not be reproduced, except in full,
without the written consent of Pace Analytical Services, Inc..

Pace Analytical Services, Inc.
9608 Loiret Blvd.
Lenexa, KS 66219
(913)599-5665

ANALYTICAL RESULTS

Project: STATIC DEPTH DATA
Pace Project No.: 60209428

Sample: TWAFL1506-08L-151208-44 **Lab ID: 60209428024** Collected: 12/08/15 13:58 Received: 12/12/15 11:52 Matrix: Water

Parameters	Results	Units	Report Limit	DF	Prepared	Analyzed	CAS No.	Qual
Monitoring Well Data	Analytical Method:							
Collected By	**LGR**			1		12/08/15 13:58		
Static Water Level	**9.28**	feet		1		12/08/15 13:58		

REPORT OF LABORATORY ANALYSIS

This report shall not be reproduced, except in full,
without the written consent of Pace Analytical Services, Inc..

Pace Analytical Services, Inc.
9608 Loiret Blvd.
Lenexa, KS 66219
(913)599-5665

ANALYTICAL RESULTS

Project: STATIC DEPTH DATA
Pace Project No.: 60209428

Sample: TWAFL1506-09U-151208-44 **Lab ID: 60209428025** Collected: 12/08/15 13:45 Received: 12/12/15 11:52 Matrix: Water

Parameters	Results	Units	Report Limit	DF	Prepared	Analyzed	CAS No.	Qual
Monitoring Well Data	Analytical Method:							
Collected By	**LGR**			1		12/08/15 13:45		
Static Water Level	**8.77**	feet		1		12/08/15 13:45		

REPORT OF LABORATORY ANALYSIS

This report shall not be reproduced, except in full,
without the written consent of Pace Analytical Services, Inc..

Pace Analytical Services, Inc.
9608 Loiret Blvd.
Lenexa, KS 66219
(913)599-5665

ANALYTICAL RESULTS

Project: STATIC DEPTH DATA
Pace Project No.: 60209428

Sample: TWAFL1506-10L-151208-44 **Lab ID: 60209428026** Collected: 12/08/15 13:48 Received: 12/12/15 11:52 Matrix: Water

Parameters	Results	Units	Report Limit	DF	Prepared	Analyzed	CAS No.	Qual
Monitoring Well Data	Analytical Method:							
Collected By	**LGR**			1		12/08/15 13:48		
Static Water Level	**8.74**	feet		1		12/08/15 13:48		

REPORT OF LABORATORY ANALYSIS

This report shall not be reproduced, except in full,
without the written consent of Pace Analytical Services, Inc..

Pace Analytical Services, Inc.
9608 Loiret Blvd.
Lenexa, KS 66219
(913)599-5665

ANALYTICAL RESULTS

Project: STATIC DEPTH DATA
Pace Project No.: 60209428

Sample: TWBD41506-01L-151208-44 **Lab ID: 60209428027** Collected: 12/08/15 13:08 Received: 12/12/15 11:52 Matrix: Water

Parameters	Results	Units	Report Limit	DF	Prepared	Analyzed	CAS No.	Qual
Monitoring Well Data	Analytical Method:							
Collected By	**LGR**			1		12/08/15 13:08		
Static Water Level	**8.45**	feet		1		12/08/15 13:08		

REPORT OF LABORATORY ANALYSIS

This report shall not be reproduced, except in full,
without the written consent of Pace Analytical Services, Inc..

Pace Analytical Services, Inc.
9608 Loiret Blvd.
Lenexa, KS 66219
(913)599-5665

ANALYTICAL RESULTS

Project: STATIC DEPTH DATA
Pace Project No.: 60209428

Sample: TWBD41506-02L-151208-44 **Lab ID: 60209428028** Collected: 12/08/15 13:16 Received: 12/12/15 11:52 Matrix: Water

Parameters	Results	Units	Report Limit	DF	Prepared	Analyzed	CAS No.	Qual
Monitoring Well Data	Analytical Method:							
Collected By	**LGR**			1		12/08/15 13:16		
Static Water Level	**9.65**	feet		1		12/08/15 13:16		

REPORT OF LABORATORY ANALYSIS

This report shall not be reproduced, except in full,
without the written consent of Pace Analytical Services, Inc..

Pace Analytical Services, Inc.
9608 Loiret Blvd.
Lenexa, KS 66219
(913)599-5665

ANALYTICAL RESULTS

Project: STATIC DEPTH DATA
Pace Project No.: 60209428

Sample: TWBD41506-03L-151208-44 **Lab ID: 60209428029** Collected: 12/08/15 13:22 Received: 12/12/15 11:52 Matrix: Water

Parameters	Results	Units	Report Limit	DF	Prepared	Analyzed	CAS No.	Qual
Monitoring Well Data	Analytical Method:							
Collected By	**LGR**			1		12/08/15 13:22		
Static Water Level	**11.07**	feet		1		12/08/15 13:22		

REPORT OF LABORATORY ANALYSIS

This report shall not be reproduced, except in full,
without the written consent of Pace Analytical Services, Inc..

Pace Analytical Services, Inc.
9608 Loiret Blvd.
Lenexa, KS 66219
(913)599-5665

ANALYTICAL RESULTS

Project: STATIC DEPTH DATA
Pace Project No.: 60209428

Sample: TWBD41506-04L-151208-44 **Lab ID: 60209428030** Collected: 12/08/15 13:28 Received: 12/12/15 11:52 Matrix: Water

Parameters	Results	Units	Report Limit	DF	Prepared	Analyzed	CAS No.	Qual
Monitoring Well Data	Analytical Method:							
Collected By	**LGR**			1		12/08/15 13:28		
Static Water Level	**10.95**	feet		1		12/08/15 13:28		

REPORT OF LABORATORY ANALYSIS

This report shall not be reproduced, except in full,
without the written consent of Pace Analytical Services, Inc..

Pace Analytical Services, Inc.
9608 Loiret Blvd.
Lenexa, KS 66219
(913)599-5665

ANALYTICAL RESULTS

Project: STATIC DEPTH DATA
Pace Project No.: 60209428

Sample: KC91-153L-151208-44 **Lab ID: 60209428031** Collected: 12/08/15 10:22 Received: 12/12/15 11:52 Matrix: Water

Parameters	Results	Units	Report Limit	DF	Prepared	Analyzed	CAS No.	Qual
Monitoring Well Data	Analytical Method:							
Collected By	**LGR**			1		12/08/15 10:22		
Static Water Level	**10.99**	feet		1		12/08/15 10:22		

REPORT OF LABORATORY ANALYSIS

This report shall not be reproduced, except in full,
without the written consent of Pace Analytical Services, Inc..

Pace Analytical Services, Inc.
9608 Loiret Blvd.
Lenexa, KS 66219
(913)599-5665

ANALYTICAL RESULTS

Project: STATIC DEPTH DATA
Pace Project No.: 60209428

Sample: KC91-153U-151208-44 **Lab ID: 60209428032** Collected: 12/08/15 10:21 Received: 12/12/15 11:52 Matrix: Water

Parameters	Results	Units	Report Limit	DF	Prepared	Analyzed	CAS No.	Qual
Monitoring Well Data	Analytical Method:							
Collected By	**LGR**			1		12/08/15 10:21		
Static Water Level	**10.92**	feet		1		12/08/15 10:21		

REPORT OF LABORATORY ANALYSIS

This report shall not be reproduced, except in full,
without the written consent of Pace Analytical Services, Inc..

Pace Analytical Services, Inc.
9608 Loiret Blvd.
Lenexa, KS 66219
(913)599-5665

QUALIFIERS

Project: STATIC DEPTH DATA
Pace Project No.: 60209428

DEFINITIONS

DF - Dilution Factor, if reported, represents the factor applied to the reported data due to dilution of the sample aliquot.

ND - Not Detected at or above adjusted reporting limit.

J - Estimated concentration above the adjusted method detection limit and below the adjusted reporting limit.

MDL - Adjusted Method Detection Limit.

PQL - Practical Quantitation Limit.

RL - Reporting Limit.

S - Surrogate

1,2-Diphenylhydrazine decomposes to and cannot be separated from Azobenzene using Method 8270. The result for each analyte is a combined concentration.

Consistent with EPA guidelines, unrounded data are displayed and have been used to calculate % recovery and RPD values.

LCS(D) - Laboratory Control Sample (Duplicate)

MS(D) - Matrix Spike (Duplicate)

DUP - Sample Duplicate

RPD - Relative Percent Difference

NC - Not Calculable.

SG - Silica Gel - Clean-Up

U - Indicates the compound was analyzed for, but not detected.

N-Nitrosodiphenylamine decomposes and cannot be separated from Diphenylamine using Method 8270. The result reported for each analyte is a combined concentration.

Pace Analytical is TNI accredited. Contact your Pace PM for the current list of accredited analytes.

TNI - The NELAC Institute.

This report shall not be reproduced, except in full,
without the written consent of Pace Analytical Services, Inc..

Pace Analytical Services, Inc.
9608 Loiret Blvd.
Lenexa, KS 66219
(913)599-5665

QUALITY CONTROL DATA CROSS REFERENCE TABLE

Project: STATIC DEPTH DATA
Pace Project No.: 60209428

Lab ID	Sample ID	QC Batch Method	QC Batch	Analytical Method	Analytical Batch
60209428001	KC84-012L-151208-44		FLD/16369		
60209428002	KC84-012U-151208-44		FLD/16369		
60209428003	KC85-030L-151208-44		FLD/16369		
60209428004	KC89-102L-151208-44		FLD/16369		
60209428005	KC89-102U-151208-44		FLD/16369		
60209428006	KC91-149L-151208-44		FLD/16369		
60209428007	KC91-149U-151208-44		FLD/16369		
60209428008	KC91-152L-151208-44		FLD/16369		
60209428009	KC91-152U-151208-44		FLD/16369		
60209428010	KC91-155L-151208-44		FLD/16369		
60209428011	KC91-155U-151208-44		FLD/16369		
60209428012	KC91-156L-151208-44		FLD/16369		
60209428013	KC91-156U-151208-44		FLD/16369		
60209428014	KC91-176L-151208-44		FLD/16369		
60209428015	KC91-176U-151208-44		FLD/16369		
60209428016	OW-001L-151208-44		FLD/16369		
60209428017	TWAFL1506-01U-151208-44		FLD/16369		
60209428018	TWAFL1506-02L-151208-44		FLD/16369		
60209428019	TWAFL1506-03U-151208-44		FLD/16369		
60209428020	TWAFL1506-04L-151208-44		FLD/16369		
60209428021	TWAFL1506-05U-151208-44		FLD/16369		
60209428022	TWAFL1506-06L-151208-44		FLD/16369		
60209428023	TWAFL1506-07U-151208-44		FLD/16369		
60209428024	TWAFL1506-08L-151208-44		FLD/16369		
60209428025	TWAFL1506-09U-151208-44		FLD/16369		
60209428026	TWAFL1506-10L-151208-44		FLD/16369		
60209428027	TWBD41506-01L-151208-44		FLD/16369		
60209428028	TWBD41506-02L-151208-44		FLD/16369		
60209428029	TWBD41506-03L-151208-44		FLD/16369		
60209428030	TWBD41506-04L-151208-44		FLD/16369		
60209428031	KC91-153L-151208-44		FLD/16369		
60209428032	KC91-153U-151208-44		FLD/16369		

This report shall not be reproduced, except in full,
without the written consent of Pace Analytical Services, Inc..

WO# : 60209428

60209428

Profile 8218; 3

Pace Analytical

Field Honeywell Static Depth Data Sheet

60209428

CLIENT: Honeywell FM&T

Sample Identification	Date	Time	Static Depth to Water, ft. to 0.01		
KC84-012L-15 - 44	12/8/15	1149.	9.29		001
KC84-012U-15 - 44	12/8/15	1148.	9.55		002
KC85-030L-15 - 44	12/8/15	1206	7.79.		003
KC89-102L-15 - 44	12/8/15	1159.	12.63		004
KC89-102U-15 - 44	12/8/15	1158	12.56		005
KC91-149L-15 - 44	12/8/15	944	9.02.		006
KC91-149U-15 - 44	12/8/15	943.	9.45		007
KC91-152L-15 - 44	12/8/15	1014	13.05.		008
KC91-152U-15 - 44	12/8/15	1013	12.89.		009
KC91-155L-15 - 44	12/8/15	1249	6.08		010
KC91-155U-15 - 44	12/8/15	1248.	6.16.		011
KC91-156L-15 - 44	12/8/15	1032	13.98.		012
KC91-156U-15 - 44	12/8/15	1031	14.07		013
KC91-176L-15 - 44	12/8/15	1244	7.75		014
KC91-176U-15 - 44	12/8/15	1243	7.62.		015
OW-001L-15 - 44	12/8/15	1108.	7.19.		016
TWAFL1506-01U-15 - 44	12/8/15	1124	8.84	27.81	017
TWAFL1506-02L-15 - 44	12/8/15	1126	9.35	43.58.	018
TWAFL1506-03U-15 - 44	12/8/15	1134	9.67	28.22	019
TWAFL1506-04L-15 - 44	12/8/15	1136	8.91	34.98	020
TWAFL1506-05U-15 - 44	12/8/15	1404	6.34	27.71	021

Date: 12/8/15

Signature: Rendleman

6020942P

Pace Analytical
Field Honeywell Static Depth Data Sheet

CLIENT: Honeywell FM&T

Sample Identification		Date	Time	Static Depth to Water, ft. to 0.01		
TWAFL1506-06L-15	- 44	12/8/15.	1408.	6.74	40.61	022
TWAFL1506-07U-15	- 44	12/8/15	1354	9.05	28.21	023
TWAFL1506-08L-15	- 44	12/8/15	1358.	9.28.	43.08.	024
TWAFL1506-09U-15	- 44	12/8/15	1345.	8.77	28.02	025
TWAFL1506-10L-15	- 44	12/8/15	1348.	8.74	43.46.	026
TWBD41506-01L-15	- 44	12/8/15	1308. 1308.	8.45.	32.54	027
TWBD41506-02L-15	- 44	12/8/15	1316	9.65.	37.82.	028
TWBD41506-03L-15	- 44	12/8/15	1322.	11.07	36.55	029
TWBD41506-04L-15	- 44	12/8/15	1328.	10.95.	37.98	030
KC91-153L		12/8/15.	1022.	10.99.		031
KC91-153U		12/8/15	1021	10.92		032

Date: 12/8/15

Signature: [signature]

Building 4
December 2015 Temporary Well Analytical Results

Pace Analytical Services, Inc.
9608 Loiret Blvd.
Lenexa, KS 66219
(913)599-5665

December 31, 2015

Request 6630 Received 12/31/15

Mr. MIKE STITES
HONEYWELL FM & T, LLC
KANSAS CITY DIVISION
PO BOX 419159
KANSAS CITY, MO 641416159

RE: Project: Temp Wells BLDG 4
Pace Project No.: 60209116

Dear Mr. STITES:
Enclosed are the analytical results for sample(s) received by the laboratory on December 09, 2015. The results relate only to the samples included in this report. Results reported herein conform to the most current TNI standards and the laboratory's Quality Assurance Manual, where applicable, unless otherwise noted in the body of the report.

If you have any questions concerning this report, please feel free to contact me.

Sincerely,

Brad Godwin
brad.godwin@pacelabs.com
PM Lab Management

Enclosures

cc: Mr. Joe Baker, HONEYWELL FM & T, LLC
Mr. Garry LaBelle, HONEYWELL FM&T
Mr. Steve Ramm, HONEYWELL FM & T, LLC

REPORT OF LABORATORY ANALYSIS

This report shall not be reproduced, except in full,
without the written consent of Pace Analytical Services, Inc..

Pace Analytical Services, Inc.
9608 Loiret Blvd.
Lenexa, KS 66219
(913)599-5665

CERTIFICATIONS

Project: Temp Wells BLDG 4
Pace Project No.: 60209116

Kansas Certification IDs

9608 Loiret Boulevard, Lenexa, KS 66219
WY STR Certification #: 2456.01
Arkansas Certification #: 15-016-0
Illinois Certification #: 003097
Iowa Certification #: 118
Kansas/NELAP Certification #: E-10116
Louisiana Certification #: 03055
Nevada Certification #: KS000212008A
Oklahoma Certification #: 9205/9935
Texas Certification #: T104704407
Utah Certification #: KS00021
Kansas Field Laboratory Accreditation: # E-92587

REPORT OF LABORATORY ANALYSIS

This report shall not be reproduced, except in full,
without the written consent of Pace Analytical Services, Inc..

Pace Analytical Services, Inc.
9608 Loiret Blvd.
Lenexa, KS 66219
(913)599-5665

SAMPLE SUMMARY

Project: Temp Wells BLDG 4
Pace Project No.: 60209116

Lab ID	Sample ID	Matrix	Date Collected	Date Received
60209116001	**TWBD41506-01L-1209-01**	Water	12/09/15 10:37	12/09/15 14:50
60209116002	**TWBD41506-02L-1209-01**	Water	12/09/15 11:43	12/09/15 14:50
60209116003	**TWBD41506-04L-1209-01**	Water	12/09/15 13:31	12/09/15 14:50
60209116004	**QATB-151209-01**	Water	12/09/15 10:37	12/09/15 14:50
60209116005	**QAEB-151209-01**	Water	12/09/15 09:52	12/09/15 14:50

REPORT OF LABORATORY ANALYSIS

This report shall not be reproduced, except in full,
without the written consent of Pace Analytical Services, Inc..

Pace Analytical Services, Inc.
9608 Loiret Blvd.
Lenexa, KS 66219
(913)599-5665

SAMPLE ANALYTE COUNT

Project: Temp Wells BLDG 4
Pace Project No.: 60209116

Lab ID	Sample ID	Method	Analysts	Analytes Reported	Laboratory
60209116001	**TWBD41506-01L-1209-01**	EPA 8015B	ACW	4	PASI-K
		EPA 6010	SMW	7	PASI-K
		EPA 6010	SMW	7	PASI-K
		EPA 7470	NDJ	1	PASI-K
		EPA 7470	NDJ	1	PASI-K
		EPA 8270 by SIM	NAW	19	PASI-K
		EPA 5030B/8260	PGH	42	PASI-K
		EPA 8260	JDH	5	PASI-K
60209116002	**TWBD41506-02L-1209-01**	EPA 8015B	ACW	4	PASI-K
		EPA 6010	SMW	7	PASI-K
		EPA 6010	SMW	7	PASI-K
		EPA 7470	NDJ	1	PASI-K
		EPA 7470	NDJ	1	PASI-K
		EPA 8270 by SIM	NAW	19	PASI-K
		EPA 5030B/8260	PGH	42	PASI-K
		EPA 8260	JDH	5	PASI-K
60209116003	**TWBD41506-04L-1209-01**	EPA 8015B	ACW	4	PASI-K
		EPA 6010	SMW	7	PASI-K
		EPA 6010	SMW	7	PASI-K
		EPA 7470	NDJ	1	PASI-K
		EPA 7470	NDJ	1	PASI-K
		EPA 8270 by SIM	NAW	19	PASI-K
		EPA 5030B/8260	PGH	42	PASI-K
		EPA 8260	JDH	5	PASI-K
60209116004	**QATB-151209-01**	EPA 5030B/8260	PGH	42	PASI-K
60209116005	**QAEB-151209-01**	EPA 5030B/8260	PGH	42	PASI-K

This report shall not be reproduced, except in full,
without the written consent of Pace Analytical Services, Inc..

Pace Analytical Services, Inc.
9608 Loiret Blvd.
Lenexa, KS 66219
(913)599-5665

ANALYTICAL RESULTS

Project: Temp Wells BLDG 4
Pace Project No.: 60209116

Sample: TWBD41506-01L-1209-01 **Lab ID: 60209116001** Collected: 12/09/15 10:37 Received: 12/09/15 14:50 Matrix: Water

Parameters	Results	Units	Report Limit	DF	Prepared	Analyzed	CAS No.	Qual
Field Specific Conductance	Analytical Method: EPA 120.1							
Specific Conductance	**3370**	umhos/cm	1.0	1		12/09/15 10:37		
4500H+ pH, Electrometric	Analytical Method: SM 4500-H+B							
pH	**6.4**	Std. Units	0.10	1		12/09/15 10:37		
Field Temperature	Analytical Method: SM 2550B							
Temperature	**18.5**	deg C	0.10	1		12/09/15 10:37		
Monitoring Well Data	Analytical Method:							
Collected By	**LGR**			1		12/09/15 10:37		
8015B Diesel Range Organics	Analytical Method: EPA 8015B Preparation Method: EPA 3510C							
TPH-DRO (C10-C28)	ND	mg/L	0.50	1	12/15/15 00:00	12/15/15 23:02		
TPH-ORO (C28-C35)	ND	mg/L	0.50	1	12/15/15 00:00	12/15/15 23:02		
Surrogates								
p-Terphenyl (S)	79	%	31-126	1	12/15/15 00:00	12/15/15 23:02	92-94-4	
n-Tetracosane (S)	77	%	20-126	1	12/15/15 00:00	12/15/15 23:02	646-31-1	
6010 MET ICP	Analytical Method: EPA 6010 Preparation Method: EPA 3010							
Arsenic	**39.0**	ug/L	10.0	1	12/14/15 16:15	12/15/15 14:42	7440-38-2	
Barium	**1720**	ug/L	10.0	1	12/14/15 16:15	12/15/15 14:42	7440-39-3	
Cadmium	ND	ug/L	5.0	1	12/14/15 16:15	12/15/15 14:42	7440-43-9	
Chromium	**12.4**	ug/L	5.0	1	12/14/15 16:15	12/15/15 14:42	7440-47-3	
Lead	**14.0**	ug/L	5.0	1	12/14/15 16:15	12/15/15 14:42	7439-92-1	
Selenium	ND	ug/L	15.0	1	12/14/15 16:15	12/15/15 14:42	7782-49-2	
Silver	ND	ug/L	7.0	1	12/14/15 16:15	12/15/15 14:42	7440-22-4	
6010 MET ICP, Dissolved	Analytical Method: EPA 6010 Preparation Method: EPA 3010							
Arsenic, Dissolved	**43.4**	ug/L	10.0	1	12/15/15 12:00	12/17/15 20:48	7440-38-2	D9
Barium, Dissolved	**1740**	ug/L	10.0	1	12/15/15 12:00	12/17/15 20:48	7440-39-3	D9
Cadmium, Dissolved	ND	ug/L	5.0	1	12/15/15 12:00	12/17/15 20:48	7440-43-9	
Chromium, Dissolved	ND	ug/L	5.0	1	12/15/15 12:00	12/17/15 20:48	7440-47-3	
Lead, Dissolved	ND	ug/L	5.0	1	12/15/15 12:00	12/17/15 20:48	7439-92-1	
Selenium, Dissolved	ND	ug/L	15.0	1	12/15/15 12:00	12/17/15 20:48	7782-49-2	
Silver, Dissolved	ND	ug/L	7.0	1	12/15/15 12:00	12/17/15 20:48	7440-22-4	
7470 Mercury	Analytical Method: EPA 7470 Preparation Method: EPA 7470							
Mercury	ND	ug/L	0.20	1	12/16/15 09:00	12/16/15 13:39	7439-97-6	
7470 Mercury, Dissolved	Analytical Method: EPA 7470 Preparation Method: EPA 7470							
Mercury, Dissolved	ND	ug/L	0.20	1	12/16/15 15:00	12/17/15 10:23	7439-97-6	
8270 MSSV PAH by SIM	Analytical Method: EPA 8270 by SIM Preparation Method: EPA 3510							
Acenaphthene	ND	ug/L	0.10	1	12/16/15 00:00	12/18/15 19:02	83-32-9	1e
Acenaphthylene	ND	ug/L	0.10	1	12/16/15 00:00	12/18/15 19:02	208-96-8	1e

REPORT OF LABORATORY ANALYSIS

This report shall not be reproduced, except in full,
without the written consent of Pace Analytical Services, Inc..

Pace Analytical Services, Inc.
9608 Loiret Blvd.
Lenexa, KS 66219
(913)599-5665

ANALYTICAL RESULTS

Project: Temp Wells BLDG 4
Pace Project No.: 60209116

Sample: TWBD41506-01L-1209-01 **Lab ID: 60209116001** Collected: 12/09/15 10:37 Received: 12/09/15 14:50 Matrix: Water

Parameters	Results	Units	Report Limit	DF	Prepared	Analyzed	CAS No.	Qual
8270 MSSV PAH by SIM	Analytical Method: EPA 8270 by SIM Preparation Method: EPA 3510							
Anthracene	ND	ug/L	0.10	1	12/16/15 00:00	12/18/15 19:02	120-12-7	1e
Benzo(a)anthracene	ND	ug/L	0.10	1	12/16/15 00:00	12/18/15 19:02	56-55-3	1e
Benzo(a)pyrene	ND	ug/L	0.10	1	12/16/15 00:00	12/18/15 19:02	50-32-8	1e
Benzo(b)fluoranthene	ND	ug/L	0.10	1	12/16/15 00:00	12/18/15 19:02	205-99-2	1e
Benzo(g,h,i)perylene	ND	ug/L	0.10	1	12/16/15 00:00	12/18/15 19:02	191-24-2	1e
Benzo(k)fluoranthene	ND	ug/L	0.10	1	12/16/15 00:00	12/18/15 19:02	207-08-9	1e
Chrysene	ND	ug/L	0.10	1	12/16/15 00:00	12/18/15 19:02	218-01-9	1e
Dibenz(a,h)anthracene	ND	ug/L	0.10	1	12/16/15 00:00	12/18/15 19:02	53-70-3	1e
1,4-Dioxane (p-Dioxane)	ND	ug/L	0.52	1	12/16/15 00:00	12/21/15 19:54	123-91-1	1e
Fluoranthene	ND	ug/L	0.10	1	12/16/15 00:00	12/18/15 19:02	206-44-0	1e
Fluorene	ND	ug/L	0.10	1	12/16/15 00:00	12/18/15 19:02	86-73-7	1e
Indeno(1,2,3-cd)pyrene	ND	ug/L	0.10	1	12/16/15 00:00	12/18/15 19:02	193-39-5	1e
Naphthalene	ND	ug/L	0.52	1	12/16/15 00:00	12/18/15 19:02	91-20-3	1e
Phenanthrene	ND	ug/L	0.52	1	12/16/15 00:00	12/18/15 19:02	85-01-8	1e
Pyrene	ND	ug/L	0.10	1	12/16/15 00:00	12/18/15 19:02	129-00-0	1e
Surrogates								
2-Fluorobiphenyl (S)	53	%	42-113	1	12/16/15 00:00	12/18/15 19:02	321-60-8	
Terphenyl-d14 (S)	62	%	50-118	1	12/16/15 00:00	12/18/15 19:02	1718-51-0	
8260 MSV	Analytical Method: EPA 5030B/8260							
Acetone	ND	ug/L	10.0	1		12/17/15 04:09	67-64-1	
Benzene	ND	ug/L	2.0	1		12/17/15 04:09	71-43-2	
Bromodichloromethane	ND	ug/L	1.0	1		12/17/15 04:09	75-27-4	
Bromoform	ND	ug/L	2.0	1		12/17/15 04:09	75-25-2	
Bromomethane	ND	ug/L	3.0	1		12/17/15 04:09	74-83-9	
2-Butanone (MEK)	ND	ug/L	5.0	1		12/17/15 04:09	78-93-3	
Carbon disulfide	ND	ug/L	5.0	1		12/17/15 04:09	75-15-0	
Carbon tetrachloride	ND	ug/L	1.2	1		12/17/15 04:09	56-23-5	
Chlorobenzene	ND	ug/L	0.70	1		12/17/15 04:09	108-90-7	
Chloroethane	ND	ug/L	5.2	1		12/17/15 04:09	75-00-3	
Chloroform	ND	ug/L	0.50	1		12/17/15 04:09	67-66-3	
Chloromethane	ND	ug/L	0.80	1		12/17/15 04:09	74-87-3	
Dibromochloromethane	ND	ug/L	0.90	1		12/17/15 04:09	124-48-1	
1,2-Dichlorobenzene	ND	ug/L	1.0	1		12/17/15 04:09	95-50-1	
1,3-Dichlorobenzene	ND	ug/L	1.0	1		12/17/15 04:09	541-73-1	
1,4-Dichlorobenzene	ND	ug/L	1.0	1		12/17/15 04:09	106-46-7	
1,1-Dichloroethane	ND	ug/L	0.70	1		12/17/15 04:09	75-34-3	
1,2-Dichloroethane	ND	ug/L	0.50	1		12/17/15 04:09	107-06-2	
1,2-Dichloroethene (Total)	ND	ug/L	5.0	1		12/17/15 04:09	540-59-0	
1,1-Dichloroethene	ND	ug/L	1.3	1		12/17/15 04:09	75-35-4	
1,2-Dichloropropane	ND	ug/L	0.50	1		12/17/15 04:09	78-87-5	
cis-1,3-Dichloropropene	ND	ug/L	3.4	1		12/17/15 04:09	10061-01-5	
trans-1,3-Dichloropropene	ND	ug/L	0.60	1		12/17/15 04:09	10061-02-6	
Ethylbenzene	ND	ug/L	2.0	1		12/17/15 04:09	100-41-4	
2-Hexanone	ND	ug/L	5.0	1		12/17/15 04:09	591-78-6	
Methylene chloride	ND	ug/L	2.5	1		12/17/15 04:09	75-09-2	
4-Methyl-2-pentanone (MIBK)	ND	ug/L	5.0	1		12/17/15 04:09	108-10-1	L3

REPORT OF LABORATORY ANALYSIS

This report shall not be reproduced, except in full,
without the written consent of Pace Analytical Services, Inc..

Pace Analytical Services, Inc.
9608 Loiret Blvd.
Lenexa, KS 66219
(913)599-5665

ANALYTICAL RESULTS

Project: Temp Wells BLDG 4
Pace Project No.: 60209116

Sample: TWBD41506-01L-1209-01 **Lab ID: 60209116001** Collected: 12/09/15 10:37 Received: 12/09/15 14:50 Matrix: Water

Parameters	Results	Units	Report Limit	DF	Prepared	Analyzed	CAS No.	Qual
8260 MSV	Analytical Method: EPA 5030B/8260							
Styrene	ND	ug/L	5.0	1		12/17/15 04:09	100-42-5	
1,1,2,2-Tetrachloroethane	ND	ug/L	0.50	1		12/17/15 04:09	79-34-5	
Tetrachloroethene	ND	ug/L	0.50	1		12/17/15 04:09	127-18-4	
Toluene	ND	ug/L	2.0	1		12/17/15 04:09	108-88-3	
1,1,1-Trichloroethane	ND	ug/L	0.50	1		12/17/15 04:09	71-55-6	
1,1,2-Trichloroethane	ND	ug/L	0.50	1		12/17/15 04:09	79-00-5	
Trichloroethene	ND	ug/L	1.2	1		12/17/15 04:09	79-01-6	
Trichlorofluoromethane	ND	ug/L	5.0	1		12/17/15 04:09	75-69-4	
1,1,2-Trichlorotrifluoroethane	ND	ug/L	1.0	1		12/17/15 04:09	76-13-1	
Vinyl chloride	ND	ug/L	1.8	1		12/17/15 04:09	75-01-4	
Xylene (Total)	ND	ug/L	7.0	1		12/17/15 04:09	1330-20-7	
Surrogates								
4-Bromofluorobenzene (S)	111	%	80-120	1		12/17/15 04:09	460-00-4	
1,2-Dichloroethane-d4 (S)	105	%	80-120	1		12/17/15 04:09	17060-07-0	
Toluene-d8 (S)	99	%	80-120	1		12/17/15 04:09	2037-26-5	
Preservation pH	**1.0**		0.10	1		12/17/15 04:09		
8260 MSV GRO and Oxygenates	Analytical Method: EPA 8260							
TPH-GRO	ND	ug/L	500	1		12/17/15 03:27		
Surrogates								
Toluene-d8 (S)	99	%	80-120	1		12/17/15 03:27	2037-26-5	
4-Bromofluorobenzene (S)	100	%	80-120	1		12/17/15 03:27	460-00-4	
1,2-Dichloroethane-d4 (S)	98	%	82-119	1		12/17/15 03:27	17060-07-0	
Preservation pH	**1.0**		0.10	1		12/17/15 03:27		

REPORT OF LABORATORY ANALYSIS

This report shall not be reproduced, except in full,
without the written consent of Pace Analytical Services, Inc..

Pace Analytical Services, Inc.
9608 Loiret Blvd.
Lenexa, KS 66219
(913)599-5665

ANALYTICAL RESULTS

Project: Temp Wells BLDG 4
Pace Project No.: 60209116

Sample: TWBD41506-02L-1209-01 **Lab ID: 60209116002** Collected: 12/09/15 11:43 Received: 12/09/15 14:50 Matrix: Water

Parameters	Results	Units	Report Limit	DF	Prepared	Analyzed	CAS No.	Qual
Field Specific Conductance	Analytical Method: EPA 120.1							
Specific Conductance	**1110**	umhos/cm	1.0	1		12/09/15 11:43		
4500H+ pH, Electrometric	Analytical Method: SM 4500-H+B							
pH	**7.0**	Std. Units	0.10	1		12/09/15 11:43		
Field Temperature	Analytical Method: SM 2550B							
Temperature	**18.4**	deg C	0.10	1		12/09/15 11:43		
Monitoring Well Data	Analytical Method:							
Collected By	**LGR**			1		12/09/15 11:43		
8015B Diesel Range Organics	Analytical Method: EPA 8015B Preparation Method: EPA 3510C							
TPH-DRO (C10-C28)	ND	mg/L	0.50	1	12/15/15 00:00	12/15/15 23:12		
TPH-ORO (C28-C35)	ND	mg/L	0.50	1	12/15/15 00:00	12/15/15 23:12		
Surrogates								
p-Terphenyl (S)	86	%	31-126	1	12/15/15 00:00	12/15/15 23:12	92-94-4	
n-Tetracosane (S)	81	%	20-126	1	12/15/15 00:00	12/15/15 23:12	646-31-1	
6010 MET ICP	Analytical Method: EPA 6010 Preparation Method: EPA 3010							
Arsenic	ND	ug/L	10.0	1	12/14/15 16:15	12/15/15 14:45	7440-38-2	
Barium	**546**	ug/L	10.0	1	12/14/15 16:15	12/15/15 14:45	7440-39-3	
Cadmium	ND	ug/L	5.0	1	12/14/15 16:15	12/15/15 14:45	7440-43-9	
Chromium	ND	ug/L	5.0	1	12/14/15 16:15	12/15/15 14:45	7440-47-3	
Lead	ND	ug/L	5.0	1	12/14/15 16:15	12/15/15 14:45	7439-92-1	
Selenium	ND	ug/L	15.0	1	12/14/15 16:15	12/15/15 14:45	7782-49-2	
Silver	ND	ug/L	7.0	1	12/14/15 16:15	12/15/15 14:45	7440-22-4	
6010 MET ICP, Dissolved	Analytical Method: EPA 6010 Preparation Method: EPA 3010							
Arsenic, Dissolved	ND	ug/L	10.0	1	12/15/15 12:00	12/17/15 20:55	7440-38-2	
Barium, Dissolved	**722**	ug/L	10.0	1	12/15/15 12:00	12/17/15 20:55	7440-39-3	2e
Cadmium, Dissolved	ND	ug/L	5.0	1	12/15/15 12:00	12/17/15 20:55	7440-43-9	
Chromium, Dissolved	ND	ug/L	5.0	1	12/15/15 12:00	12/17/15 20:55	7440-47-3	
Lead, Dissolved	ND	ug/L	5.0	1	12/15/15 12:00	12/17/15 20:55	7439-92-1	
Selenium, Dissolved	ND	ug/L	15.0	1	12/15/15 12:00	12/17/15 20:55	7782-49-2	
Silver, Dissolved	ND	ug/L	7.0	1	12/15/15 12:00	12/17/15 20:55	7440-22-4	
7470 Mercury	Analytical Method: EPA 7470 Preparation Method: EPA 7470							
Mercury	ND	ug/L	0.20	1	12/16/15 09:00	12/16/15 13:46	7439-97-6	
7470 Mercury, Dissolved	Analytical Method: EPA 7470 Preparation Method: EPA 7470							
Mercury, Dissolved	ND	ug/L	0.20	1	12/16/15 15:00	12/17/15 10:30	7439-97-6	
8270 MSSV PAH by SIM	Analytical Method: EPA 8270 by SIM Preparation Method: EPA 3510							
Acenaphthene	ND	ug/L	0.11	1	12/16/15 00:00	12/18/15 19:20	83-32-9	1e
Acenaphthylene	ND	ug/L	0.11	1	12/16/15 00:00	12/18/15 19:20	208-96-8	1e

REPORT OF LABORATORY ANALYSIS

This report shall not be reproduced, except in full,
without the written consent of Pace Analytical Services, Inc..

Pace Analytical Services, Inc.
9608 Loiret Blvd.
Lenexa, KS 66219
(913)599-5665

ANALYTICAL RESULTS

Project: Temp Wells BLDG 4
Pace Project No.: 60209116

Sample: TWBD41506-02L-1209-01 **Lab ID: 60209116002** Collected: 12/09/15 11:43 Received: 12/09/15 14:50 Matrix: Water

Parameters	Results	Units	Report Limit	DF	Prepared	Analyzed	CAS No.	Qual
8270 MSSV PAH by SIM	Analytical Method: EPA 8270 by SIM Preparation Method: EPA 3510							
Anthracene	ND	ug/L	0.11	1	12/16/15 00:00	12/18/15 19:20	120-12-7	1e
Benzo(a)anthracene	ND	ug/L	0.11	1	12/16/15 00:00	12/18/15 19:20	56-55-3	1e
Benzo(a)pyrene	ND	ug/L	0.11	1	12/16/15 00:00	12/18/15 19:20	50-32-8	1e
Benzo(b)fluoranthene	ND	ug/L	0.11	1	12/16/15 00:00	12/18/15 19:20	205-99-2	1e
Benzo(g,h,i)perylene	ND	ug/L	0.11	1	12/16/15 00:00	12/18/15 19:20	191-24-2	1e
Benzo(k)fluoranthene	ND	ug/L	0.11	1	12/16/15 00:00	12/18/15 19:20	207-08-9	1e
Chrysene	ND	ug/L	0.11	1	12/16/15 00:00	12/18/15 19:20	218-01-9	1e
Dibenz(a,h)anthracene	ND	ug/L	0.11	1	12/16/15 00:00	12/18/15 19:20	53-70-3	1e
1,4-Dioxane (p-Dioxane)	ND	ug/L	0.54	1	12/16/15 00:00	12/21/15 20:18	123-91-1	1e
Fluoranthene	ND	ug/L	0.11	1	12/16/15 00:00	12/18/15 19:20	206-44-0	1e
Fluorene	ND	ug/L	0.11	1	12/16/15 00:00	12/18/15 19:20	86-73-7	1e
Indeno(1,2,3-cd)pyrene	ND	ug/L	0.11	1	12/16/15 00:00	12/18/15 19:20	193-39-5	1e
Naphthalene	ND	ug/L	0.54	1	12/16/15 00:00	12/18/15 19:20	91-20-3	1e
Phenanthrene	ND	ug/L	0.54	1	12/16/15 00:00	12/18/15 19:20	85-01-8	1e
Pyrene	ND	ug/L	0.11	1	12/16/15 00:00	12/18/15 19:20	129-00-0	1e
Surrogates								
2-Fluorobiphenyl (S)	58	%	42-113	1	12/16/15 00:00	12/18/15 19:20	321-60-8	
Terphenyl-d14 (S)	60	%	50-118	1	12/16/15 00:00	12/18/15 19:20	1718-51-0	
8260 MSV	Analytical Method: EPA 5030B/8260							
Acetone	ND	ug/L	500	50		12/17/15 04:38	67-64-1	
Benzene	ND	ug/L	100	50		12/17/15 04:38	71-43-2	
Bromodichloromethane	ND	ug/L	50.0	50		12/17/15 04:38	75-27-4	
Bromoform	ND	ug/L	100	50		12/17/15 04:38	75-25-2	
Bromomethane	ND	ug/L	150	50		12/17/15 04:38	74-83-9	
2-Butanone (MEK)	ND	ug/L	250	50		12/17/15 04:38	78-93-3	
Carbon disulfide	ND	ug/L	250	50		12/17/15 04:38	75-15-0	
Carbon tetrachloride	ND	ug/L	60.0	50		12/17/15 04:38	56-23-5	
Chlorobenzene	ND	ug/L	35.0	50		12/17/15 04:38	108-90-7	
Chloroethane	ND	ug/L	260	50		12/17/15 04:38	75-00-3	
Chloroform	ND	ug/L	25.0	50		12/17/15 04:38	67-66-3	
Chloromethane	ND	ug/L	40.0	50		12/17/15 04:38	74-87-3	
Dibromochloromethane	ND	ug/L	45.0	50		12/17/15 04:38	124-48-1	
1,2-Dichlorobenzene	ND	ug/L	50.0	50		12/17/15 04:38	95-50-1	
1,3-Dichlorobenzene	ND	ug/L	50.0	50		12/17/15 04:38	541-73-1	
1,4-Dichlorobenzene	ND	ug/L	50.0	50		12/17/15 04:38	106-46-7	
1,1-Dichloroethane	ND	ug/L	35.0	50		12/17/15 04:38	75-34-3	
1,2-Dichloroethane	ND	ug/L	25.0	50		12/17/15 04:38	107-06-2	
1,2-Dichloroethene (Total)	**2630**	ug/L	250	50		12/17/15 04:38	540-59-0	
1,1-Dichloroethene	ND	ug/L	65.0	50		12/17/15 04:38	75-35-4	
1,2-Dichloropropane	ND	ug/L	25.0	50		12/17/15 04:38	78-87-5	
cis-1,3-Dichloropropene	ND	ug/L	170	50		12/17/15 04:38	10061-01-5	
trans-1,3-Dichloropropene	ND	ug/L	30.0	50		12/17/15 04:38	10061-02-6	
Ethylbenzene	ND	ug/L	100	50		12/17/15 04:38	100-41-4	
2-Hexanone	ND	ug/L	250	50		12/17/15 04:38	591-78-6	
Methylene chloride	ND	ug/L	125	50		12/17/15 04:38	75-09-2	
4-Methyl-2-pentanone (MIBK)	ND	ug/L	250	50		12/17/15 04:38	108-10-1	L3

REPORT OF LABORATORY ANALYSIS

This report shall not be reproduced, except in full,
without the written consent of Pace Analytical Services, Inc..

Pace Analytical Services, Inc.
9608 Loiret Blvd.
Lenexa, KS 66219
(913)599-5665

ANALYTICAL RESULTS

Project: Temp Wells BLDG 4
Pace Project No.: 60209116

Sample: TWBD41506-02L-1209-01 **Lab ID: 60209116002** Collected: 12/09/15 11:43 Received: 12/09/15 14:50 Matrix: Water

Parameters	Results	Units	Report Limit	DF	Prepared	Analyzed	CAS No.	Qual
8260 MSV	Analytical Method: EPA 5030B/8260							
Styrene	ND	ug/L	250	50		12/17/15 04:38	100-42-5	
1,1,2,2-Tetrachloroethane	ND	ug/L	25.0	50		12/17/15 04:38	79-34-5	
Tetrachloroethene	ND	ug/L	25.0	50		12/17/15 04:38	127-18-4	
Toluene	ND	ug/L	100	50		12/17/15 04:38	108-88-3	
1,1,1-Trichloroethane	ND	ug/L	25.0	50		12/17/15 04:38	71-55-6	
1,1,2-Trichloroethane	ND	ug/L	25.0	50		12/17/15 04:38	79-00-5	
Trichloroethene	ND	ug/L	60.0	50		12/17/15 04:38	79-01-6	
Trichlorofluoromethane	ND	ug/L	250	50		12/17/15 04:38	75-69-4	
1,1,2-Trichlorotrifluoroethane	ND	ug/L	50.0	50		12/17/15 04:38	76-13-1	
Vinyl chloride	**426**	ug/L	90.0	50		12/17/15 04:38	75-01-4	
Xylene (Total)	ND	ug/L	350	50		12/17/15 04:38	1330-20-7	
Surrogates								
4-Bromofluorobenzene (S)	108	%	80-120	50		12/17/15 04:38	460-00-4	
1,2-Dichloroethane-d4 (S)	106	%	80-120	50		12/17/15 04:38	17060-07-0	
Toluene-d8 (S)	98	%	80-120	50		12/17/15 04:38	2037-26-5	
Preservation pH	**1.0**		0.10	50		12/17/15 04:38		
8260 MSV GRO and Oxygenates	Analytical Method: EPA 8260							
TPH-GRO	**2280**	ug/L	500	1		12/17/15 03:41		
Surrogates								
Toluene-d8 (S)	100	%	80-120	1		12/17/15 03:41	2037-26-5	
4-Bromofluorobenzene (S)	102	%	80-120	1		12/17/15 03:41	460-00-4	
1,2-Dichloroethane-d4 (S)	100	%	82-119	1		12/17/15 03:41	17060-07-0	
Preservation pH	**1.0**		0.10	1		12/17/15 03:41		

REPORT OF LABORATORY ANALYSIS

This report shall not be reproduced, except in full,
without the written consent of Pace Analytical Services, Inc..

Pace Analytical Services, Inc.
9608 Loiret Blvd.
Lenexa, KS 66219
(913)599-5665

ANALYTICAL RESULTS

Project: Temp Wells BLDG 4
Pace Project No.: 60209116

Sample: TWBD41506-04L-1209-01 **Lab ID: 60209116003** Collected: 12/09/15 13:31 Received: 12/09/15 14:50 Matrix: Water

Parameters	Results	Units	Report Limit	DF	Prepared	Analyzed	CAS No.	Qual
Field Specific Conductance	Analytical Method: EPA 120.1							
Specific Conductance	**3690**	umhos/cm	1.0	1		12/09/15 13:31		
4500H+ pH, Electrometric	Analytical Method: SM 4500-H+B							
pH	**6.5**	Std. Units	0.10	1		12/09/15 13:31		
Field Temperature	Analytical Method: SM 2550B							
Temperature	**19.2**	deg C	0.10	1		12/09/15 13:31		
Monitoring Well Data	Analytical Method:							
Collected By	**LGR**			1		12/09/15 13:31		
8015B Diesel Range Organics	Analytical Method: EPA 8015B Preparation Method: EPA 3510C							
TPH-DRO (C10-C28)	ND	mg/L	0.50	1	12/15/15 00:00	12/15/15 23:21		
TPH-ORO (C28-C35)	ND	mg/L	0.50	1	12/15/15 00:00	12/15/15 23:21		
Surrogates								
p-Terphenyl (S)	79	%	31-126	1	12/15/15 00:00	12/15/15 23:21	92-94-4	
n-Tetracosane (S)	76	%	20-126	1	12/15/15 00:00	12/15/15 23:21	646-31-1	
6010 MET ICP	Analytical Method: EPA 6010 Preparation Method: EPA 3010							
Arsenic	**51.7**	ug/L	10.0	1	12/14/15 16:15	12/15/15 14:47	7440-38-2	
Barium	**2260**	ug/L	10.0	1	12/14/15 16:15	12/15/15 14:47	7440-39-3	
Cadmium	ND	ug/L	5.0	1	12/14/15 16:15	12/15/15 14:47	7440-43-9	
Chromium	ND	ug/L	5.0	1	12/14/15 16:15	12/15/15 14:47	7440-47-3	
Lead	ND	ug/L	5.0	1	12/14/15 16:15	12/15/15 14:47	7439-92-1	
Selenium	ND	ug/L	15.0	1	12/14/15 16:15	12/15/15 14:47	7782-49-2	
Silver	ND	ug/L	7.0	1	12/14/15 16:15	12/15/15 14:47	7440-22-4	
6010 MET ICP, Dissolved	Analytical Method: EPA 6010 Preparation Method: EPA 3010							
Arsenic, Dissolved	**49.4**	ug/L	10.0	1	12/15/15 12:00	12/17/15 20:57	7440-38-2	
Barium, Dissolved	**2530**	ug/L	10.0	1	12/15/15 12:00	12/17/15 20:57	7440-39-3	D9
Cadmium, Dissolved	ND	ug/L	5.0	1	12/15/15 12:00	12/17/15 20:57	7440-43-9	
Chromium, Dissolved	ND	ug/L	5.0	1	12/15/15 12:00	12/17/15 20:57	7440-47-3	
Lead, Dissolved	ND	ug/L	5.0	1	12/15/15 12:00	12/17/15 20:57	7439-92-1	
Selenium, Dissolved	ND	ug/L	15.0	1	12/15/15 12:00	12/17/15 20:57	7782-49-2	
Silver, Dissolved	ND	ug/L	7.0	1	12/15/15 12:00	12/17/15 20:57	7440-22-4	
7470 Mercury	Analytical Method: EPA 7470 Preparation Method: EPA 7470							
Mercury	ND	ug/L	0.20	1	12/16/15 09:00	12/16/15 13:48	7439-97-6	
7470 Mercury, Dissolved	Analytical Method: EPA 7470 Preparation Method: EPA 7470							
Mercury, Dissolved	ND	ug/L	0.20	1	12/16/15 15:00	12/17/15 10:32	7439-97-6	
8270 MSSV PAH by SIM	Analytical Method: EPA 8270 by SIM Preparation Method: EPA 3510							
Acenaphthene	ND	ug/L	0.10	1	12/16/15 00:00	12/18/15 19:39	83-32-9	1e
Acenaphthylene	ND	ug/L	0.10	1	12/16/15 00:00	12/18/15 19:39	208-96-8	1e

REPORT OF LABORATORY ANALYSIS

This report shall not be reproduced, except in full,
without the written consent of Pace Analytical Services, Inc..

Pace Analytical Services, Inc.
9608 Loiret Blvd.
Lenexa, KS 66219
(913)599-5665

ANALYTICAL RESULTS

Project: Temp Wells BLDG 4
Pace Project No.: 60209116

Sample: TWBD41506-04L-1209-01 **Lab ID: 60209116003** Collected: 12/09/15 13:31 Received: 12/09/15 14:50 Matrix: Water

Parameters	Results	Units	Report Limit	DF	Prepared	Analyzed	CAS No.	Qual
8270 MSSV PAH by SIM	Analytical Method: EPA 8270 by SIM Preparation Method: EPA 3510							
Anthracene	ND	ug/L	0.10	1	12/16/15 00:00	12/18/15 19:39	120-12-7	1e
Benzo(a)anthracene	ND	ug/L	0.10	1	12/16/15 00:00	12/18/15 19:39	56-55-3	1e
Benzo(a)pyrene	ND	ug/L	0.10	1	12/16/15 00:00	12/18/15 19:39	50-32-8	1e
Benzo(b)fluoranthene	ND	ug/L	0.10	1	12/16/15 00:00	12/18/15 19:39	205-99-2	1e
Benzo(g,h,i)perylene	ND	ug/L	0.10	1	12/16/15 00:00	12/18/15 19:39	191-24-2	1e
Benzo(k)fluoranthene	ND	ug/L	0.10	1	12/16/15 00:00	12/18/15 19:39	207-08-9	1e
Chrysene	ND	ug/L	0.10	1	12/16/15 00:00	12/18/15 19:39	218-01-9	1e
Dibenz(a,h)anthracene	ND	ug/L	0.10	1	12/16/15 00:00	12/18/15 19:39	53-70-3	1e
1,4-Dioxane (p-Dioxane)	ND	ug/L	0.52	1	12/16/15 00:00	12/21/15 20:41	123-91-1	1e
Fluoranthene	ND	ug/L	0.10	1	12/16/15 00:00	12/18/15 19:39	206-44-0	1e
Fluorene	ND	ug/L	0.10	1	12/16/15 00:00	12/18/15 19:39	86-73-7	1e
Indeno(1,2,3-cd)pyrene	ND	ug/L	0.10	1	12/16/15 00:00	12/18/15 19:39	193-39-5	1e
Naphthalene	ND	ug/L	0.52	1	12/16/15 00:00	12/18/15 19:39	91-20-3	1e
Phenanthrene	ND	ug/L	0.52	1	12/16/15 00:00	12/18/15 19:39	85-01-8	1e
Pyrene	ND	ug/L	0.10	1	12/16/15 00:00	12/18/15 19:39	129-00-0	1e
Surrogates								
2-Fluorobiphenyl (S)	58	%	42-113	1	12/16/15 00:00	12/18/15 19:39	321-60-8	
Terphenyl-d14 (S)	67	%	50-118	1	12/16/15 00:00	12/18/15 19:39	1718-51-0	
8260 MSV	Analytical Method: EPA 5030B/8260							
Acetone	ND	ug/L	10.0	1		12/17/15 04:23	67-64-1	
Benzene	ND	ug/L	2.0	1		12/17/15 04:23	71-43-2	
Bromodichloromethane	ND	ug/L	1.0	1		12/17/15 04:23	75-27-4	
Bromoform	ND	ug/L	2.0	1		12/17/15 04:23	75-25-2	
Bromomethane	ND	ug/L	3.0	1		12/17/15 04:23	74-83-9	
2-Butanone (MEK)	ND	ug/L	5.0	1		12/17/15 04:23	78-93-3	
Carbon disulfide	ND	ug/L	5.0	1		12/17/15 04:23	75-15-0	
Carbon tetrachloride	ND	ug/L	1.2	1		12/17/15 04:23	56-23-5	
Chlorobenzene	ND	ug/L	0.70	1		12/17/15 04:23	108-90-7	
Chloroethane	ND	ug/L	5.2	1		12/17/15 04:23	75-00-3	
Chloroform	ND	ug/L	0.50	1		12/17/15 04:23	67-66-3	
Chloromethane	ND	ug/L	0.80	1		12/17/15 04:23	74-87-3	
Dibromochloromethane	ND	ug/L	0.90	1		12/17/15 04:23	124-48-1	
1,2-Dichlorobenzene	ND	ug/L	1.0	1		12/17/15 04:23	95-50-1	
1,3-Dichlorobenzene	ND	ug/L	1.0	1		12/17/15 04:23	541-73-1	
1,4-Dichlorobenzene	ND	ug/L	1.0	1		12/17/15 04:23	106-46-7	
1,1-Dichloroethane	ND	ug/L	0.70	1		12/17/15 04:23	75-34-3	
1,2-Dichloroethane	ND	ug/L	0.50	1		12/17/15 04:23	107-06-2	
1,2-Dichloroethene (Total)	**14.3**	ug/L	5.0	1		12/17/15 04:23	540-59-0	
1,1-Dichloroethene	ND	ug/L	1.3	1		12/17/15 04:23	75-35-4	
1,2-Dichloropropane	ND	ug/L	0.50	1		12/17/15 04:23	78-87-5	
cis-1,3-Dichloropropene	ND	ug/L	3.4	1		12/17/15 04:23	10061-01-5	
trans-1,3-Dichloropropene	ND	ug/L	0.60	1		12/17/15 04:23	10061-02-6	
Ethylbenzene	ND	ug/L	2.0	1		12/17/15 04:23	100-41-4	
2-Hexanone	ND	ug/L	5.0	1		12/17/15 04:23	591-78-6	
Methylene chloride	ND	ug/L	2.5	1		12/17/15 04:23	75-09-2	
4-Methyl-2-pentanone (MIBK)	ND	ug/L	5.0	1		12/17/15 04:23	108-10-1	L3

REPORT OF LABORATORY ANALYSIS

This report shall not be reproduced, except in full,
without the written consent of Pace Analytical Services, Inc..

Pace Analytical Services, Inc.
9608 Loiret Blvd.
Lenexa, KS 66219
(913)599-5665

ANALYTICAL RESULTS

Project: Temp Wells BLDG 4
Pace Project No.: 60209116

Sample: TWBD41506-04L-1209-01 **Lab ID: 60209116003** Collected: 12/09/15 13:31 Received: 12/09/15 14:50 Matrix: Water

Parameters	Results	Units	Report Limit	DF	Prepared	Analyzed	CAS No.	Qual
8260 MSV	Analytical Method: EPA 5030B/8260							
Styrene	ND	ug/L	5.0	1		12/17/15 04:23	100-42-5	
1,1,2,2-Tetrachloroethane	ND	ug/L	0.50	1		12/17/15 04:23	79-34-5	
Tetrachloroethene	ND	ug/L	0.50	1		12/17/15 04:23	127-18-4	
Toluene	ND	ug/L	2.0	1		12/17/15 04:23	108-88-3	
1,1,1-Trichloroethane	ND	ug/L	0.50	1		12/17/15 04:23	71-55-6	
1,1,2-Trichloroethane	ND	ug/L	0.50	1		12/17/15 04:23	79-00-5	
Trichloroethene	ND	ug/L	1.2	1		12/17/15 04:23	79-01-6	
Trichlorofluoromethane	ND	ug/L	5.0	1		12/17/15 04:23	75-69-4	
1,1,2-Trichlorotrifluoroethane	ND	ug/L	1.0	1		12/17/15 04:23	76-13-1	
Vinyl chloride	ND	ug/L	1.8	1		12/17/15 04:23	75-01-4	
Xylene (Total)	ND	ug/L	7.0	1		12/17/15 04:23	1330-20-7	
Surrogates								
4-Bromofluorobenzene (S)	107	%	80-120	1		12/17/15 04:23	460-00-4	
1,2-Dichloroethane-d4 (S)	106	%	80-120	1		12/17/15 04:23	17060-07-0	
Toluene-d8 (S)	99	%	80-120	1		12/17/15 04:23	2037-26-5	
Preservation pH	**1.0**		0.10	1		12/17/15 04:23		
8260 MSV GRO and Oxygenates	Analytical Method: EPA 8260							
TPH-GRO	ND	ug/L	500	1		12/17/15 11:50		
Surrogates								
Toluene-d8 (S)	99	%	80-120	1		12/17/15 11:50	2037-26-5	
4-Bromofluorobenzene (S)	100	%	80-120	1		12/17/15 11:50	460-00-4	
1,2-Dichloroethane-d4 (S)	98	%	82-119	1		12/17/15 11:50	17060-07-0	
Preservation pH	**1.0**		0.10	1		12/17/15 11:50		

REPORT OF LABORATORY ANALYSIS

This report shall not be reproduced, except in full,
without the written consent of Pace Analytical Services, Inc..

Pace Analytical Services, Inc.
9608 Loiret Blvd.
Lenexa, KS 66219
(913)599-5665

ANALYTICAL RESULTS

Project: Temp Wells BLDG 4
Pace Project No.: 60209116

Sample: QATB-151209-01 **Lab ID: 60209116004** Collected: 12/09/15 10:37 Received: 12/09/15 14:50 Matrix: Water

Parameters	Results	Units	Report Limit	DF	Prepared	Analyzed	CAS No.	Qual
8260 MSV	Analytical Method: EPA 5030B/8260							
Acetone	ND	ug/L	10.0	1		12/17/15 03:40	67-64-1	
Benzene	ND	ug/L	2.0	1		12/17/15 03:40	71-43-2	
Bromodichloromethane	ND	ug/L	1.0	1		12/17/15 03:40	75-27-4	
Bromoform	ND	ug/L	2.0	1		12/17/15 03:40	75-25-2	
Bromomethane	ND	ug/L	3.0	1		12/17/15 03:40	74-83-9	
2-Butanone (MEK)	ND	ug/L	5.0	1		12/17/15 03:40	78-93-3	
Carbon disulfide	ND	ug/L	5.0	1		12/17/15 03:40	75-15-0	
Carbon tetrachloride	ND	ug/L	1.2	1		12/17/15 03:40	56-23-5	
Chlorobenzene	ND	ug/L	0.70	1		12/17/15 03:40	108-90-7	
Chloroethane	ND	ug/L	5.2	1		12/17/15 03:40	75-00-3	
Chloroform	ND	ug/L	0.50	1		12/17/15 03:40	67-66-3	
Chloromethane	ND	ug/L	0.80	1		12/17/15 03:40	74-87-3	
Dibromochloromethane	ND	ug/L	0.90	1		12/17/15 03:40	124-48-1	
1,2-Dichlorobenzene	ND	ug/L	1.0	1		12/17/15 03:40	95-50-1	
1,3-Dichlorobenzene	ND	ug/L	1.0	1		12/17/15 03:40	541-73-1	
1,4-Dichlorobenzene	ND	ug/L	1.0	1		12/17/15 03:40	106-46-7	
1,1-Dichloroethane	ND	ug/L	0.70	1		12/17/15 03:40	75-34-3	
1,2-Dichloroethane	ND	ug/L	0.50	1		12/17/15 03:40	107-06-2	
1,2-Dichloroethene (Total)	ND	ug/L	5.0	1		12/17/15 03:40	540-59-0	
1,1-Dichloroethene	ND	ug/L	1.3	1		12/17/15 03:40	75-35-4	
1,2-Dichloropropane	ND	ug/L	0.50	1		12/17/15 03:40	78-87-5	
cis-1,3-Dichloropropene	ND	ug/L	3.4	1		12/17/15 03:40	10061-01-5	
trans-1,3-Dichloropropene	ND	ug/L	0.60	1		12/17/15 03:40	10061-02-6	
Ethylbenzene	ND	ug/L	2.0	1		12/17/15 03:40	100-41-4	
2-Hexanone	ND	ug/L	5.0	1		12/17/15 03:40	591-78-6	
Methylene chloride	ND	ug/L	2.5	1		12/17/15 03:40	75-09-2	
4-Methyl-2-pentanone (MIBK)	ND	ug/L	5.0	1		12/17/15 03:40	108-10-1	L3
Styrene	ND	ug/L	5.0	1		12/17/15 03:40	100-42-5	
1,1,2,2-Tetrachloroethane	ND	ug/L	0.50	1		12/17/15 03:40	79-34-5	
Tetrachloroethene	ND	ug/L	0.50	1		12/17/15 03:40	127-18-4	
Toluene	ND	ug/L	2.0	1		12/17/15 03:40	108-88-3	
1,1,1-Trichloroethane	ND	ug/L	0.50	1		12/17/15 03:40	71-55-6	
1,1,2-Trichloroethane	ND	ug/L	0.50	1		12/17/15 03:40	79-00-5	
Trichloroethene	ND	ug/L	1.2	1		12/17/15 03:40	79-01-6	
Trichlorofluoromethane	ND	ug/L	5.0	1		12/17/15 03:40	75-69-4	
1,1,2-Trichlorotrifluoroethane	ND	ug/L	1.0	1		12/17/15 03:40	76-13-1	
Vinyl chloride	ND	ug/L	1.8	1		12/17/15 03:40	75-01-4	
Xylene (Total)	ND	ug/L	7.0	1		12/17/15 03:40	1330-20-7	
Surrogates								
4-Bromofluorobenzene (S)	117	%	80-120	1		12/17/15 03:40	460-00-4	
1,2-Dichloroethane-d4 (S)	107	%	80-120	1		12/17/15 03:40	17060-07-0	
Toluene-d8 (S)	100	%	80-120	1		12/17/15 03:40	2037-26-5	
Preservation pH	**1.0**		0.10	1		12/17/15 03:40		

REPORT OF LABORATORY ANALYSIS

This report shall not be reproduced, except in full,
without the written consent of Pace Analytical Services, Inc..

Pace Analytical Services, Inc.
9608 Loiret Blvd.
Lenexa, KS 66219
(913)599-5665

ANALYTICAL RESULTS

Project: Temp Wells BLDG 4
Pace Project No.: 60209116

Sample: QAEB-151209-01 **Lab ID: 60209116005** Collected: 12/09/15 09:52 Received: 12/09/15 14:50 Matrix: Water

Parameters	Results	Units	Report Limit	DF	Prepared	Analyzed	CAS No.	Qual
8260 MSV	Analytical Method: EPA 5030B/8260							
Acetone	ND	ug/L	10.0	1		12/17/15 03:54	67-64-1	
Benzene	ND	ug/L	2.0	1		12/17/15 03:54	71-43-2	
Bromodichloromethane	ND	ug/L	1.0	1		12/17/15 03:54	75-27-4	
Bromoform	ND	ug/L	2.0	1		12/17/15 03:54	75-25-2	
Bromomethane	ND	ug/L	3.0	1		12/17/15 03:54	74-83-9	
2-Butanone (MEK)	ND	ug/L	5.0	1		12/17/15 03:54	78-93-3	
Carbon disulfide	ND	ug/L	5.0	1		12/17/15 03:54	75-15-0	
Carbon tetrachloride	ND	ug/L	1.2	1		12/17/15 03:54	56-23-5	
Chlorobenzene	ND	ug/L	0.70	1		12/17/15 03:54	108-90-7	
Chloroethane	ND	ug/L	5.2	1		12/17/15 03:54	75-00-3	
Chloroform	ND	ug/L	0.50	1		12/17/15 03:54	67-66-3	
Chloromethane	ND	ug/L	0.80	1		12/17/15 03:54	74-87-3	
Dibromochloromethane	ND	ug/L	0.90	1		12/17/15 03:54	124-48-1	
1,2-Dichlorobenzene	ND	ug/L	1.0	1		12/17/15 03:54	95-50-1	
1,3-Dichlorobenzene	ND	ug/L	1.0	1		12/17/15 03:54	541-73-1	
1,4-Dichlorobenzene	ND	ug/L	1.0	1		12/17/15 03:54	106-46-7	
1,1-Dichloroethane	ND	ug/L	0.70	1		12/17/15 03:54	75-34-3	
1,2-Dichloroethane	ND	ug/L	0.50	1		12/17/15 03:54	107-06-2	
1,2-Dichloroethene (Total)	ND	ug/L	5.0	1		12/17/15 03:54	540-59-0	
1,1-Dichloroethene	ND	ug/L	1.3	1		12/17/15 03:54	75-35-4	
1,2-Dichloropropane	ND	ug/L	0.50	1		12/17/15 03:54	78-87-5	
cis-1,3-Dichloropropene	ND	ug/L	3.4	1		12/17/15 03:54	10061-01-5	
trans-1,3-Dichloropropene	ND	ug/L	0.60	1		12/17/15 03:54	10061-02-6	
Ethylbenzene	ND	ug/L	2.0	1		12/17/15 03:54	100-41-4	
2-Hexanone	ND	ug/L	5.0	1		12/17/15 03:54	591-78-6	
Methylene chloride	ND	ug/L	2.5	1		12/17/15 03:54	75-09-2	
4-Methyl-2-pentanone (MIBK)	ND	ug/L	5.0	1		12/17/15 03:54	108-10-1	L3
Styrene	ND	ug/L	5.0	1		12/17/15 03:54	100-42-5	
1,1,2,2-Tetrachloroethane	ND	ug/L	0.50	1		12/17/15 03:54	79-34-5	
Tetrachloroethene	ND	ug/L	0.50	1		12/17/15 03:54	127-18-4	
Toluene	ND	ug/L	2.0	1		12/17/15 03:54	108-88-3	
1,1,1-Trichloroethane	ND	ug/L	0.50	1		12/17/15 03:54	71-55-6	
1,1,2-Trichloroethane	ND	ug/L	0.50	1		12/17/15 03:54	79-00-5	
Trichloroethene	ND	ug/L	1.2	1		12/17/15 03:54	79-01-6	
Trichlorofluoromethane	ND	ug/L	5.0	1		12/17/15 03:54	75-69-4	
1,1,2-Trichlorotrifluoroethane	ND	ug/L	1.0	1		12/17/15 03:54	76-13-1	
Vinyl chloride	ND	ug/L	1.8	1		12/17/15 03:54	75-01-4	
Xylene (Total)	ND	ug/L	7.0	1		12/17/15 03:54	1330-20-7	
Surrogates								
4-Bromofluorobenzene (S)	113	%	80-120	1		12/17/15 03:54	460-00-4	
1,2-Dichloroethane-d4 (S)	104	%	80-120	1		12/17/15 03:54	17060-07-0	
Toluene-d8 (S)	101	%	80-120	1		12/17/15 03:54	2037-26-5	
Preservation pH	**1.0**		0.10	1		12/17/15 03:54		

REPORT OF LABORATORY ANALYSIS

This report shall not be reproduced, except in full,
without the written consent of Pace Analytical Services, Inc..

Pace Analytical Services, Inc.
9608 Loiret Blvd.
Lenexa, KS 66219
(913)599-5665

QUALITY CONTROL DATA

Project: Temp Wells BLDG 4
Pace Project No.: 60209116

QC Batch: FLD/16346 Analysis Method: EPA 120.1
QC Batch Method: EPA 120.1 Analysis Description: Field Specific Conductance
Associated Lab Samples: 60209116001, 60209116002, 60209116003

SAMPLE DUPLICATE: 1685340

Parameter	Units	60209116001 Result	Dup Result	RPD	Max RPD	Qualifiers
Specific Conductance	umhos/cm	3370	3370	0	20	

Results presented on this page are in the units indicated by the "Units" column except where an alternate unit is presented to the right of the result.

REPORT OF LABORATORY ANALYSIS

This report shall not be reproduced, except in full,
without the written consent of Pace Analytical Services, Inc..

Pace Analytical Services, Inc.
9608 Loiret Blvd.
Lenexa, KS 66219
(913)599-5665

QUALITY CONTROL DATA

Project: Temp Wells BLDG 4
Pace Project No.: 60209116

QC Batch: FLD/16344 Analysis Method: SM 4500-H+B
QC Batch Method: SM 4500-H+B Analysis Description: Field 4500H+ pH, Electrometric
Associated Lab Samples: 60209116001, 60209116002, 60209116003

SAMPLE DUPLICATE: 1685324

Parameter	Units	60209116001 Result	Dup Result	RPD	Max RPD	Qualifiers
pH	Std. Units	6.4	6.4	0	5	

Results presented on this page are in the units indicated by the "Units" column except where an alternate unit is presented to the right of the result.

REPORT OF LABORATORY ANALYSIS

This report shall not be reproduced, except in full,
without the written consent of Pace Analytical Services, Inc..

Pace Analytical Services, Inc.
9608 Loiret Blvd.
Lenexa, KS 66219
(913)599-5665

QUALITY CONTROL DATA

Project: Temp Wells BLDG 4
Pace Project No.: 60209116

QC Batch: MERP/10189 Analysis Method: EPA 7470
QC Batch Method: EPA 7470 Analysis Description: 7470 Mercury
Associated Lab Samples: 60209116001, 60209116002, 60209116003

METHOD BLANK: 1684997 Matrix: Water
Associated Lab Samples: 60209116001, 60209116002, 60209116003

Parameter	Units	Blank Result	Reporting Limit	Analyzed	Qualifiers
Mercury	ug/L	ND	0.20	12/16/15 13:30	

LABORATORY CONTROL SAMPLE: 1684998

Parameter	Units	Spike Conc.	LCS Result	LCS % Rec	% Rec Limits	Qualifiers
Mercury	ug/L	5	4.4	89	80-120	

MATRIX SPIKE & MATRIX SPIKE DUPLICATE: 1684999 1685000

Parameter	Units	60209116001 Result	MS Spike Conc.	MSD Spike Conc.	MS Result	MSD Result	MS % Rec	MSD % Rec	% Rec Limits	RPD	Max RPD	Qual
Mercury	ug/L	ND	5	5	4.6	4.2	92	84	75-125	9	20	

Results presented on this page are in the units indicated by the "Units" column except where an alternate unit is presented to the right of the result.

REPORT OF LABORATORY ANALYSIS

This report shall not be reproduced, except in full,
without the written consent of Pace Analytical Services, Inc..

Pace Analytical Services, Inc.
9608 Loiret Blvd.
Lenexa, KS 66219
(913)599-5665

QUALITY CONTROL DATA

Project: Temp Wells BLDG 4
Pace Project No.: 60209116

QC Batch: MERP/10191 Analysis Method: EPA 7470
QC Batch Method: EPA 7470 Analysis Description: 7470 Mercury ,Dissolved
Associated Lab Samples: 60209116001, 60209116002, 60209116003

METHOD BLANK: 1685423 Matrix: Water
Associated Lab Samples: 60209116001, 60209116002, 60209116003

Parameter	Units	Blank Result	Reporting Limit	Analyzed	Qualifiers
Mercury, Dissolved	ug/L	ND	0.20	12/17/15 10:19	

LABORATORY CONTROL SAMPLE: 1685424

Parameter	Units	Spike Conc.	LCS Result	LCS % Rec	% Rec Limits	Qualifiers
Mercury, Dissolved	ug/L	5	5.1	102	80-120	

MATRIX SPIKE & MATRIX SPIKE DUPLICATE: 1685425 1685426

Parameter	Units	60209116001 Result	MS Spike Conc.	MSD Spike Conc.	MS Result	MSD Result	MS % Rec	MSD % Rec	% Rec Limits	RPD	Max RPD	Qual
Mercury, Dissolved	ug/L	ND	5	5	4.4	4.2	89	84	75-125	5	20	

Results presented on this page are in the units indicated by the "Units" column except where an alternate unit is presented to the right of the result.

REPORT OF LABORATORY ANALYSIS

This report shall not be reproduced, except in full,
without the written consent of Pace Analytical Services, Inc..

Pace Analytical Services, Inc.
9608 Loiret Blvd.
Lenexa, KS 66219
(913)599-5665

QUALITY CONTROL DATA

Project: Temp Wells BLDG 4
Pace Project No.: 60209116

QC Batch: MPRP/34240 Analysis Method: EPA 6010
QC Batch Method: EPA 3010 Analysis Description: 6010 MET
Associated Lab Samples: 60209116001, 60209116002, 60209116003

METHOD BLANK: 1684002 Matrix: Water
Associated Lab Samples: 60209116001, 60209116002, 60209116003

Parameter	Units	Blank Result	Reporting Limit	Analyzed	Qualifiers
Arsenic	ug/L	ND	10.0	12/15/15 14:00	
Barium	ug/L	ND	10.0	12/15/15 14:00	
Cadmium	ug/L	ND	5.0	12/15/15 14:00	
Chromium	ug/L	ND	5.0	12/15/15 14:00	
Lead	ug/L	ND	5.0	12/15/15 14:00	
Selenium	ug/L	ND	15.0	12/15/15 14:00	
Silver	ug/L	ND	7.0	12/15/15 14:00	

LABORATORY CONTROL SAMPLE: 1684003

Parameter	Units	Spike Conc.	LCS Result	LCS % Rec	% Rec Limits	Qualifiers
Arsenic	ug/L	1000	999	100	80-120	
Barium	ug/L	1000	1050	105	80-120	
Cadmium	ug/L	1000	1030	103	80-120	
Chromium	ug/L	1000	954	95	80-120	
Lead	ug/L	1000	1020	102	80-120	
Selenium	ug/L	1000	1030	103	80-120	
Silver	ug/L	500	488	98	80-120	

MATRIX SPIKE & MATRIX SPIKE DUPLICATE: 1684004 1684005

Parameter	Units	60209191017 Result	MS Spike Conc.	MSD Spike Conc.	MS Result	MSD Result	MS % Rec	MSD % Rec	% Rec Limits	RPD	Max RPD	Qual
Arsenic	ug/L	973	1000	1000	1860	1900	89	93	75-125	2	20	
Barium	ug/L	6710	1000	1000	7530	7560	82	84	75-125	0	20	
Cadmium	ug/L	ND	1000	1000	1010	1010	101	101	75-125	0	20	
Chromium	ug/L	2060	1000	1000	2810	3010	75	95	75-125	7	20	
Lead	ug/L	776	1000	1000	1720	1740	95	96	75-125	1	20	
Selenium	ug/L	ND	1000	1000	908	928	90	92	75-125	2	20	
Silver	ug/L	ND	500	500	464	473	93	95	75-125	2	20	

Results presented on this page are in the units indicated by the "Units" column except where an alternate unit is presented to the right of the result.

REPORT OF LABORATORY ANALYSIS

This report shall not be reproduced, except in full,
without the written consent of Pace Analytical Services, Inc..

Pace Analytical Services, Inc.
9608 Loiret Blvd.
Lenexa, KS 66219
(913)599-5665

QUALITY CONTROL DATA

Project: Temp Wells BLDG 4
Pace Project No.: 60209116

QC Batch: MPRP/34260 Analysis Method: EPA 6010
QC Batch Method: EPA 3010 Analysis Description: 6010 MET Dissolved
Associated Lab Samples: 60209116001, 60209116002, 60209116003

METHOD BLANK: 1684549 Matrix: Water
Associated Lab Samples: 60209116001, 60209116002, 60209116003

Parameter	Units	Blank Result	Reporting Limit	Analyzed	Qualifiers
Arsenic, Dissolved	ug/L	ND	10.0	12/17/15 20:46	
Barium, Dissolved	ug/L	ND	10.0	12/17/15 20:46	
Cadmium, Dissolved	ug/L	ND	5.0	12/17/15 20:46	
Chromium, Dissolved	ug/L	ND	5.0	12/17/15 20:46	
Lead, Dissolved	ug/L	ND	5.0	12/17/15 20:46	
Selenium, Dissolved	ug/L	ND	15.0	12/17/15 20:46	
Silver, Dissolved	ug/L	ND	7.0	12/17/15 20:46	

LABORATORY CONTROL SAMPLE: 1684550

Parameter	Units	Spike Conc.	LCS Result	LCS % Rec	% Rec Limits	Qualifiers
Arsenic, Dissolved	ug/L	1000	1100	110	80-120	
Barium, Dissolved	ug/L	1000	1110	111	80-120	
Cadmium, Dissolved	ug/L	1000	1080	108	80-120	
Chromium, Dissolved	ug/L	1000	1040	104	80-120	
Lead, Dissolved	ug/L	1000	1110	111	80-120	
Selenium, Dissolved	ug/L	1000	1110	111	80-120	
Silver, Dissolved	ug/L	500	526	105	80-120	

MATRIX SPIKE & MATRIX SPIKE DUPLICATE: 1684551 1684552

Parameter	Units	60209116001 Result	MS Spike Conc.	MSD Spike Conc.	MS Result	MSD Result	MS % Rec	MSD % Rec	% Rec Limits	RPD	Max RPD	Qual
Arsenic, Dissolved	ug/L	43.4	1000	1000	1160	1150	112	111	75-125	1	20	
Barium, Dissolved	ug/L	1740	1000	1000	2850	2860	111	113	75-125	0	20	
Cadmium, Dissolved	ug/L	ND	1000	1000	1090	1090	109	109	75-125	0	20	
Chromium, Dissolved	ug/L	ND	1000	1000	982	984	98	98	75-125	0	20	
Lead, Dissolved	ug/L	ND	1000	1000	1050	1040	105	104	75-125	0	20	
Selenium, Dissolved	ug/L	ND	1000	1000	1110	1110	111	111	75-125	0	20	
Silver, Dissolved	ug/L	ND	500	500	537	532	107	106	75-125	1	20	

Results presented on this page are in the units indicated by the "Units" column except where an alternate unit is presented to the right of the result.

REPORT OF LABORATORY ANALYSIS

This report shall not be reproduced, except in full,
without the written consent of Pace Analytical Services, Inc..

Pace Analytical Services, Inc.
9608 Loiret Blvd.
Lenexa, KS 66219
(913)599-5665

QUALITY CONTROL DATA

Project: Temp Wells BLDG 4
Pace Project No.: 60209116

QC Batch: MSV/73323 Analysis Method: EPA 5030B/8260
QC Batch Method: EPA 5030B/8260 Analysis Description: 8260 MSV Water 10 mL Purge
Associated Lab Samples: 60209116001, 60209116002, 60209116003, 60209116004, 60209116005

METHOD BLANK: 1685380 Matrix: Water
Associated Lab Samples: 60209116001, 60209116002, 60209116003, 60209116004, 60209116005

Parameter	Units	Blank Result	Reporting Limit	Analyzed	Qualifiers
1,1,1-Trichloroethane	ug/L	ND	0.50	12/17/15 03:11	
1,1,2,2-Tetrachloroethane	ug/L	ND	0.50	12/17/15 03:11	
1,1,2-Trichloroethane	ug/L	ND	0.50	12/17/15 03:11	
1,1,2-Trichlorotrifluoroethane	ug/L	ND	1.0	12/17/15 03:11	
1,1-Dichloroethane	ug/L	ND	0.70	12/17/15 03:11	
1,1-Dichloroethene	ug/L	ND	1.3	12/17/15 03:11	
1,2-Dichlorobenzene	ug/L	ND	1.0	12/17/15 03:11	
1,2-Dichloroethane	ug/L	ND	0.50	12/17/15 03:11	
1,2-Dichloroethene (Total)	ug/L	ND	5.0	12/17/15 03:11	
1,2-Dichloropropane	ug/L	ND	0.50	12/17/15 03:11	
1,3-Dichlorobenzene	ug/L	ND	1.0	12/17/15 03:11	
1,4-Dichlorobenzene	ug/L	ND	1.0	12/17/15 03:11	
2-Butanone (MEK)	ug/L	ND	5.0	12/17/15 03:11	
2-Hexanone	ug/L	ND	5.0	12/17/15 03:11	
4-Methyl-2-pentanone (MIBK)	ug/L	ND	5.0	12/17/15 03:11	
Acetone	ug/L	ND	10.0	12/17/15 03:11	
Benzene	ug/L	ND	2.0	12/17/15 03:11	
Bromodichloromethane	ug/L	ND	1.0	12/17/15 03:11	
Bromoform	ug/L	ND	2.0	12/17/15 03:11	
Bromomethane	ug/L	ND	3.0	12/17/15 03:11	
Carbon disulfide	ug/L	ND	5.0	12/17/15 03:11	
Carbon tetrachloride	ug/L	ND	1.2	12/17/15 03:11	
Chlorobenzene	ug/L	ND	0.70	12/17/15 03:11	
Chloroethane	ug/L	ND	5.2	12/17/15 03:11	
Chloroform	ug/L	ND	0.50	12/17/15 03:11	
Chloromethane	ug/L	ND	0.80	12/17/15 03:11	
cis-1,3-Dichloropropene	ug/L	ND	3.4	12/17/15 03:11	
Dibromochloromethane	ug/L	ND	0.90	12/17/15 03:11	
Ethylbenzene	ug/L	ND	2.0	12/17/15 03:11	
Methylene chloride	ug/L	ND	2.5	12/17/15 03:11	
Styrene	ug/L	ND	5.0	12/17/15 03:11	
Tetrachloroethene	ug/L	ND	0.50	12/17/15 03:11	
Toluene	ug/L	ND	2.0	12/17/15 03:11	
trans-1,3-Dichloropropene	ug/L	ND	0.60	12/17/15 03:11	
Trichloroethene	ug/L	ND	1.2	12/17/15 03:11	
Trichlorofluoromethane	ug/L	ND	5.0	12/17/15 03:11	
Vinyl chloride	ug/L	ND	1.8	12/17/15 03:11	
Xylene (Total)	ug/L	ND	7.0	12/17/15 03:11	
1,2-Dichloroethane-d4 (S)	%	107	80-120	12/17/15 03:11	
4-Bromofluorobenzene (S)	%	109	80-120	12/17/15 03:11	
Toluene-d8 (S)	%	100	80-120	12/17/15 03:11	

Results presented on this page are in the units indicated by the "Units" column except where an alternate unit is presented to the right of the result.

REPORT OF LABORATORY ANALYSIS

This report shall not be reproduced, except in full,
without the written consent of Pace Analytical Services, Inc..

Pace Analytical Services, Inc.
9608 Loiret Blvd.
Lenexa, KS 66219
(913)599-5665

QUALITY CONTROL DATA

Project: Temp Wells BLDG 4
Pace Project No.: 60209116

LABORATORY CONTROL SAMPLE: 1685381

Parameter	Units	Spike Conc.	LCS Result	LCS % Rec	% Rec Limits	Qualifiers
1,1,1-Trichloroethane	ug/L	20	19.9	100	80-120	
1,1,2,2-Tetrachloroethane	ug/L	20	21.2	106	73-121	
1,1,2-Trichloroethane	ug/L	20	19.9	100	80-120	
1,1,2-Trichlorotrifluoroethane	ug/L	20	20.4	102	80-120	
1,1-Dichloroethane	ug/L	20	19.4	97	80-120	
1,1-Dichloroethene	ug/L	20	19.3	96	80-120	
1,2-Dichlorobenzene	ug/L	20	19.6	98	80-120	
1,2-Dichloroethane	ug/L	20	21.5	107	81-120	
1,2-Dichloroethene (Total)	ug/L	40	38.9	97	80-120	
1,2-Dichloropropane	ug/L	20	20.2	101	80-120	
1,3-Dichlorobenzene	ug/L	20	18.1	91	80-120	
1,4-Dichlorobenzene	ug/L	20	19.9	99	80-120	
2-Butanone (MEK)	ug/L	100	114	114	67-122	
2-Hexanone	ug/L	100	115	115	75-121	
4-Methyl-2-pentanone (MIBK)	ug/L	100	121	121	76-120	L0
Acetone	ug/L	100	120	120	72-120	
Benzene	ug/L	20	21.4	107	80-120	
Bromodichloromethane	ug/L	20	20.6	103	80-120	
Bromoform	ug/L	20	16.9	85	73-138	
Bromomethane	ug/L	20	15.5	77	38-137	
Carbon disulfide	ug/L	20	20.4	102	71-129	
Carbon tetrachloride	ug/L	20	21.4	107	67-146	
Chlorobenzene	ug/L	20	19.0	95	80-120	
Chloroethane	ug/L	20	21.3	107	76-120	
Chloroform	ug/L	20	19.9	99	80-120	
Chloromethane	ug/L	20	22.5	112	34-165	
cis-1,3-Dichloropropene	ug/L	20	20.4	102	80-120	
Dibromochloromethane	ug/L	20	19.6	98	80-126	
Ethylbenzene	ug/L	20	19.1	95	80-120	
Methylene chloride	ug/L	20	20.5	103	80-120	
Styrene	ug/L	20	19.3	96	80-123	
Tetrachloroethene	ug/L	20	18.8	94	80-123	
Toluene	ug/L	20	19.7	98	80-120	
trans-1,3-Dichloropropene	ug/L	20	20.0	100	80-129	
Trichloroethene	ug/L	20	20.6	103	80-120	
Trichlorofluoromethane	ug/L	20	22.9	115	79-120	
Vinyl chloride	ug/L	20	21.5	108	62-125	
Xylene (Total)	ug/L	60	57.2	95	80-120	
1,2-Dichloroethane-d4 (S)	%			106	80-120	
4-Bromofluorobenzene (S)	%			108	80-120	
Toluene-d8 (S)	%			97	80-120	

Results presented on this page are in the units indicated by the "Units" column except where an alternate unit is presented to the right of the result.

REPORT OF LABORATORY ANALYSIS

This report shall not be reproduced, except in full,
without the written consent of Pace Analytical Services, Inc..

Pace Analytical Services, Inc.
9608 Loiret Blvd.
Lenexa, KS 66219
(913)599-5665

QUALITY CONTROL DATA

Project: Temp Wells BLDG 4
Pace Project No.: 60209116

QC Batch: MSV/73325 Analysis Method: EPA 8260
QC Batch Method: EPA 8260 Analysis Description: 8260 MSV MO GRO Oxygenates
Associated Lab Samples: 60209116001, 60209116002

METHOD BLANK: 1685438 Matrix: Water
Associated Lab Samples: 60209116001, 60209116002

Parameter	Units	Blank Result	Reporting Limit	Analyzed	Qualifiers
TPH-GRO	ug/L	ND	500	12/16/15 22:23	
1,2-Dichloroethane-d4 (S)	%	96	82-119	12/16/15 22:23	
4-Bromofluorobenzene (S)	%	101	80-120	12/16/15 22:23	
Toluene-d8 (S)	%	100	80-120	12/16/15 22:23	

LABORATORY CONTROL SAMPLE: 1685439

Parameter	Units	Spike Conc.	LCS Result	LCS % Rec	% Rec Limits	Qualifiers
TPH-GRO	ug/L	4000	4350	109	53-122	
1,2-Dichloroethane-d4 (S)	%			98	82-119	
4-Bromofluorobenzene (S)	%			100	80-120	
Toluene-d8 (S)	%			102	80-120	

Results presented on this page are in the units indicated by the "Units" column except where an alternate unit is presented to the right of the result.

REPORT OF LABORATORY ANALYSIS

This report shall not be reproduced, except in full,
without the written consent of Pace Analytical Services, Inc..

Pace Analytical Services, Inc.
9608 Loiret Blvd.
Lenexa, KS 66219
(913)599-5665

QUALITY CONTROL DATA

Project: Temp Wells BLDG 4
Pace Project No.: 60209116

QC Batch: MSV/73339 Analysis Method: EPA 8260
QC Batch Method: EPA 8260 Analysis Description: 8260 MSV MO GRO Oxygenates
Associated Lab Samples: 60209116003

METHOD BLANK: 1685829 Matrix: Water
Associated Lab Samples: 60209116003

Parameter	Units	Blank Result	Reporting Limit	Analyzed	Qualifiers
TPH-GRO	ug/L	ND	500	12/17/15 10:55	
1,2-Dichloroethane-d4 (S)	%	96	82-119	12/17/15 10:55	
4-Bromofluorobenzene (S)	%	98	80-120	12/17/15 10:55	
Toluene-d8 (S)	%	101	80-120	12/17/15 10:55	

LABORATORY CONTROL SAMPLE: 1685830

Parameter	Units	Spike Conc.	LCS Result	LCS % Rec	% Rec Limits	Qualifiers
TPH-GRO	ug/L	4000	4340	109	53-122	
1,2-Dichloroethane-d4 (S)	%			97	82-119	
4-Bromofluorobenzene (S)	%			100	80-120	
Toluene-d8 (S)	%			101	80-120	

MATRIX SPIKE & MATRIX SPIKE DUPLICATE: 1685831 1685832

Parameter	Units	60209305002 Result	MS Spike Conc.	MSD Spike Conc.	MS Result	MSD Result	MS % Rec	MSD % Rec	% Rec Limits	RPD	Max RPD	Qual
1,2-Dichloroethane-d4 (S)	%						97	98	82-119			
4-Bromofluorobenzene (S)	%						101	101	80-120			
Toluene-d8 (S)	%						101	101	80-120			
Preservation pH		1.0			1.0	1.0				0		

Results presented on this page are in the units indicated by the "Units" column except where an alternate unit is presented to the right of the result.

REPORT OF LABORATORY ANALYSIS

This report shall not be reproduced, except in full,
without the written consent of Pace Analytical Services, Inc..

Pace Analytical Services, Inc.
9608 Loiret Blvd.
Lenexa, KS 66219
(913)599-5665

QUALITY CONTROL DATA

Project: Temp Wells BLDG 4
Pace Project No.: 60209116

QC Batch: OEXT/52443 Analysis Method: EPA 8015B
QC Batch Method: EPA 3510C Analysis Description: EPA 8015B
Associated Lab Samples: 60209116001, 60209116002, 60209116003

METHOD BLANK: 1684252 Matrix: Water
Associated Lab Samples: 60209116001, 60209116002, 60209116003

Parameter	Units	Blank Result	Reporting Limit	Analyzed	Qualifiers
TPH-DRO (C10-C28)	mg/L	ND	0.50	12/22/15 14:40	
TPH-ORO (C28-C35)	mg/L	ND	0.50	12/22/15 14:40	
n-Tetracosane (S)	%	97	20-126	12/22/15 14:40	
p-Terphenyl (S)	%	105	31-126	12/22/15 14:40	

LABORATORY CONTROL SAMPLE: 1684253

Parameter	Units	Spike Conc.	LCS Result	LCS % Rec	% Rec Limits	Qualifiers
TPH-DRO (C10-C28)	mg/L	2.5	2.0	79	44-129	
TPH-ORO (C28-C35)	mg/L		ND			
n-Tetracosane (S)	%			87	20-126	
p-Terphenyl (S)	%			93	31-126	

Results presented on this page are in the units indicated by the "Units" column except where an alternate unit is presented to the right of the result.

REPORT OF LABORATORY ANALYSIS

This report shall not be reproduced, except in full,
without the written consent of Pace Analytical Services, Inc..

Pace Analytical Services, Inc.
9608 Loiret Blvd.
Lenexa, KS 66219
(913)599-5665

QUALITY CONTROL DATA

Project: Temp Wells BLDG 4
Pace Project No.: 60209116

QC Batch: OEXT/52455 Analysis Method: EPA 8270 by SIM
QC Batch Method: EPA 3510 Analysis Description: 8270 Water PAH by SIM MSSV
Associated Lab Samples: 60209116001, 60209116002, 60209116003

METHOD BLANK: 1684934 Matrix: Water
Associated Lab Samples: 60209116001, 60209116002, 60209116003

Parameter	Units	Blank Result	Reporting Limit	Analyzed	Qualifiers
1,4-Dioxane (p-Dioxane)	ug/L	ND	0.50	12/21/15 19:07	
Acenaphthene	ug/L	ND	0.10	12/18/15 18:25	
Acenaphthylene	ug/L	ND	0.10	12/18/15 18:25	
Anthracene	ug/L	ND	0.10	12/18/15 18:25	
Benzo(a)anthracene	ug/L	ND	0.10	12/18/15 18:25	
Benzo(a)pyrene	ug/L	ND	0.10	12/18/15 18:25	
Benzo(b)fluoranthene	ug/L	ND	0.10	12/18/15 18:25	
Benzo(g,h,i)perylene	ug/L	ND	0.10	12/18/15 18:25	
Benzo(k)fluoranthene	ug/L	ND	0.10	12/18/15 18:25	
Chrysene	ug/L	ND	0.10	12/18/15 18:25	
Dibenz(a,h)anthracene	ug/L	ND	0.10	12/18/15 18:25	
Fluoranthene	ug/L	ND	0.10	12/18/15 18:25	
Fluorene	ug/L	ND	0.10	12/18/15 18:25	
Indeno(1,2,3-cd)pyrene	ug/L	ND	0.10	12/18/15 18:25	
Naphthalene	ug/L	ND	0.50	12/18/15 18:25	
Phenanthrene	ug/L	ND	0.50	12/18/15 18:25	
Pyrene	ug/L	ND	0.10	12/18/15 18:25	
2-Fluorobiphenyl (S)	%	59	42-113	12/18/15 18:25	
Terphenyl-d14 (S)	%	67	50-118	12/18/15 18:25	

LABORATORY CONTROL SAMPLE: 1684935

Parameter	Units	Spike Conc.	LCS Result	LCS % Rec	% Rec Limits	Qualifiers
1,4-Dioxane (p-Dioxane)	ug/L	2	0.93	46	25-140	
Acenaphthene	ug/L	1	0.71	71	55-110	
Acenaphthylene	ug/L	1	0.72	72	53-111	
Anthracene	ug/L	1	0.71	71	54-113	
Benzo(a)anthracene	ug/L	1	0.74	74	60-117	
Benzo(a)pyrene	ug/L	1	0.70	70	57-116	
Benzo(b)fluoranthene	ug/L	1	0.74	74	58-119	
Benzo(g,h,i)perylene	ug/L	1	0.78	78	46-121	
Benzo(k)fluoranthene	ug/L	1	0.70	70	53-122	
Chrysene	ug/L	1	0.74	74	58-119	
Dibenz(a,h)anthracene	ug/L	1	0.74	74	43-125	
Fluoranthene	ug/L	1	0.73	73	59-116	
Fluorene	ug/L	1	0.73	73	49-119	
Indeno(1,2,3-cd)pyrene	ug/L	1	0.75	75	51-118	
Naphthalene	ug/L	1	0.72	72	57-110	
Phenanthrene	ug/L	1	0.73	73	59-114	
Pyrene	ug/L	1	0.76	76	55-123	

Results presented on this page are in the units indicated by the "Units" column except where an alternate unit is presented to the right of the result.

REPORT OF LABORATORY ANALYSIS

This report shall not be reproduced, except in full,
without the written consent of Pace Analytical Services, Inc..

Pace Analytical Services, Inc.
9608 Loiret Blvd.
Lenexa, KS 66219
(913)599-5665

QUALITY CONTROL DATA

Project: Temp Wells BLDG 4
Pace Project No.: 60209116

LABORATORY CONTROL SAMPLE: 1684935

Parameter	Units	Spike Conc.	LCS Result	LCS % Rec	% Rec Limits	Qualifiers
2-Fluorobiphenyl (S)	%			64	42-113	
Terphenyl-d14 (S)	%			69	50-118	

Results presented on this page are in the units indicated by the "Units" column except where an alternate unit is presented to the right of the result.

REPORT OF LABORATORY ANALYSIS

This report shall not be reproduced, except in full,
without the written consent of Pace Analytical Services, Inc..

Pace Analytical Services, Inc.
9608 Loiret Blvd.
Lenexa, KS 66219
(913)599-5665

QUALIFIERS

Project: Temp Wells BLDG 4
Pace Project No.: 60209116

DEFINITIONS

DF - Dilution Factor, if reported, represents the factor applied to the reported data due to dilution of the sample aliquot.

ND - Not Detected at or above adjusted reporting limit.

J - Estimated concentration above the adjusted method detection limit and below the adjusted reporting limit.

MDL - Adjusted Method Detection Limit.

PQL - Practical Quantitation Limit.

RL - Reporting Limit.

S - Surrogate

1,2-Diphenylhydrazine decomposes to and cannot be separated from Azobenzene using Method 8270. The result for each analyte is a combined concentration.

Consistent with EPA guidelines, unrounded data are displayed and have been used to calculate % recovery and RPD values.

LCS(D) - Laboratory Control Sample (Duplicate)

MS(D) - Matrix Spike (Duplicate)

DUP - Sample Duplicate

RPD - Relative Percent Difference

NC - Not Calculable.

SG - Silica Gel - Clean-Up

U - Indicates the compound was analyzed for, but not detected.

N-Nitrosodiphenylamine decomposes and cannot be separated from Diphenylamine using Method 8270. The result reported for each analyte is a combined concentration.

Pace Analytical is TNI accredited. Contact your Pace PM for the current list of accredited analytes.

TNI - The NELAC Institute.

LABORATORIES

PASI-K	Pace Analytical Services - Kansas City

BATCH QUALIFIERS

Batch: OEXT/52455

[M5] A matrix spike/matrix spike duplicate was not performed for this batch due to insufficient sample volume.

Batch: MSV/73323

[M5] A matrix spike/matrix spike duplicate was not performed for this batch due to insufficient sample volume.

Batch: MSV/73325

[M5] A matrix spike/matrix spike duplicate was not performed for this batch due to insufficient sample volume.

ANALYTE QUALIFIERS

1e	A matrix spike/matrix spike duplicate was not performed for this batch due to insufficient sample volume.
2e	Dissolved result is greater than the total. Confirmed by bottle check.
D9	Dissolved result is greater than the total. Data is within laboratory control limits.
L0	Analyte recovery in the laboratory control sample (LCS) was outside QC limits.
L3	Analyte recovery in the laboratory control sample (LCS) exceeded QC limits. Analyte presence below reporting limits in associated samples. Results unaffected by high bias.

This report shall not be reproduced, except in full,
without the written consent of Pace Analytical Services, Inc..

Pace Analytical Services, Inc.
9608 Loiret Blvd.
Lenexa, KS 66219
(913)599-5665

QUALITY CONTROL DATA CROSS REFERENCE TABLE

Project: Temp Wells BLDG 4
Pace Project No.: 60209116

Lab ID	Sample ID	QC Batch Method	QC Batch	Analytical Method	Analytical Batch
60209116001	**TWBD41506-01L-1209-01**	EPA 120.1	FLD/16346		
60209116002	**TWBD41506-02L-1209-01**	EPA 120.1	FLD/16346		
60209116003	**TWBD41506-04L-1209-01**	EPA 120.1	FLD/16346		
60209116001	**TWBD41506-01L-1209-01**	SM 4500-H+B	FLD/16344		
60209116002	**TWBD41506-02L-1209-01**	SM 4500-H+B	FLD/16344		
60209116003	**TWBD41506-04L-1209-01**	SM 4500-H+B	FLD/16344		
60209116001	**TWBD41506-01L-1209-01**	SM 2550B	FLD/16345		
60209116002	**TWBD41506-02L-1209-01**	SM 2550B	FLD/16345		
60209116003	**TWBD41506-04L-1209-01**	SM 2550B	FLD/16345		
60209116001	**TWBD41506-01L-1209-01**		FLD/16347		
60209116002	**TWBD41506-02L-1209-01**		FLD/16347		
60209116003	**TWBD41506-04L-1209-01**		FLD/16347		
60209116001	**TWBD41506-01L-1209-01**	EPA 3510C	OEXT/52443	EPA 8015B	GCSV/20228
60209116002	**TWBD41506-02L-1209-01**	EPA 3510C	OEXT/52443	EPA 8015B	GCSV/20228
60209116003	**TWBD41506-04L-1209-01**	EPA 3510C	OEXT/52443	EPA 8015B	GCSV/20228
60209116001	**TWBD41506-01L-1209-01**	EPA 3010	MPRP/34240	EPA 6010	ICP/25146
60209116002	**TWBD41506-02L-1209-01**	EPA 3010	MPRP/34240	EPA 6010	ICP/25146
60209116003	**TWBD41506-04L-1209-01**	EPA 3010	MPRP/34240	EPA 6010	ICP/25146
60209116001	**TWBD41506-01L-1209-01**	EPA 3010	MPRP/34260	EPA 6010	ICP/25156
60209116002	**TWBD41506-02L-1209-01**	EPA 3010	MPRP/34260	EPA 6010	ICP/25156
60209116003	**TWBD41506-04L-1209-01**	EPA 3010	MPRP/34260	EPA 6010	ICP/25156
60209116001	**TWBD41506-01L-1209-01**	EPA 7470	MERP/10189	EPA 7470	MERC/10138
60209116002	**TWBD41506-02L-1209-01**	EPA 7470	MERP/10189	EPA 7470	MERC/10138
60209116003	**TWBD41506-04L-1209-01**	EPA 7470	MERP/10189	EPA 7470	MERC/10138
60209116001	**TWBD41506-01L-1209-01**	EPA 7470	MERP/10191	EPA 7470	MERC/10140
60209116002	**TWBD41506-02L-1209-01**	EPA 7470	MERP/10191	EPA 7470	MERC/10140
60209116003	**TWBD41506-04L-1209-01**	EPA 7470	MERP/10191	EPA 7470	MERC/10140
60209116001	**TWBD41506-01L-1209-01**	EPA 3510	OEXT/52455	EPA 8270 by SIM	MSSV/17043
60209116002	**TWBD41506-02L-1209-01**	EPA 3510	OEXT/52455	EPA 8270 by SIM	MSSV/17043
60209116003	**TWBD41506-04L-1209-01**	EPA 3510	OEXT/52455	EPA 8270 by SIM	MSSV/17043
60209116001	**TWBD41506-01L-1209-01**	EPA 5030B/8260	MSV/73323		
60209116002	**TWBD41506-02L-1209-01**	EPA 5030B/8260	MSV/73323		
60209116003	**TWBD41506-04L-1209-01**	EPA 5030B/8260	MSV/73323		
60209116004	**QATB-151209-01**	EPA 5030B/8260	MSV/73323		
60209116005	**QAEB-151209-01**	EPA 5030B/8260	MSV/73323		
60209116001	**TWBD41506-01L-1209-01**	EPA 8260	MSV/73325		
60209116002	**TWBD41506-02L-1209-01**	EPA 8260	MSV/73325		
60209116003	**TWBD41506-04L-1209-01**	EPA 8260	MSV/73339		

This report shall not be reproduced, except in full,
without the written consent of Pace Analytical Services, Inc..

Pace Analytical
www.pacelabs.com

Sample Condition Upon Receipt

WO# : 60209116

60209116

Client Name: Honeywell

Optional
Proj Due Date:
Proj Name:

Courier: FedEx ☐ UPS ☐ VIA ☐ Clay ☐ PEX ☐ ECI ☐ Pace ☒ Other ☐ Client ☐

Tracking #: _____ Pace Shipping Label Used? Yes ☐ No ☐

Custody Seal on Cooler/Box Present: Yes ☐ No ☒ Seals intact: Yes ☐ No ☒

Packing Material: Bubble Wrap ☐ Bubble Bags ☒ Foam ☒ None ☐ Other ☐

Thermometer Used: CF +0.8 T-239 / CF +0.7 T-262 **Type of Ice:** (Wet) Blue None ☐ Samples received on ice, cooling process has begun.
(circle one)

Cooler Temperature: 5.2 5.5

Date and initials of person examining contents: JB 12/9

Temperature should be above freezing to 6°C

Chain of Custody present:	☒Yes ☐No ☐N/A	1.
Chain of Custody filled out:	☒Yes ☐No ☐N/A	2.
Chain of Custody relinquished:	☒Yes ☐No ☐N/A	3.
Sampler name & signature on COC:	☒Yes ☐No ☐N/A	4.
Samples arrived within holding time:	☒Yes ☐No ☐N/A	5.
Short Hold Time analyses (<72hr):	☐Yes ☒No ☐N/A	6.
Rush Turn Around Time requested:	☐Yes ☒No ☐N/A	7.
Sufficient volume:	☒Yes ☐No ☐N/A	8.
Correct containers used:	☒Yes ☐No ☐N/A	
Pace containers used:	☒Yes ☐No ☐N/A	9.
Containers intact:	☒Yes ☐No ☐N/A	10.
Unpreserved 5035A soils frozen w/in 48hrs?	☐Yes ☐No ☒N/A	11.
Filtered volume received for dissolved tests?	☐Yes ☐No ☒N/A	12.
Sample labels match COC:	☒Yes ☐No ☐N/A	
Includes date/time/ID/analyses Matrix: WT		13.
All containers needing preservation have been checked.	☐Yes ☐No ☒N/A	
All containers needing preservation are found to be in compliance with EPA recommendation.	☐Yes ☐No ☒N/A	14.
Exceptions: VOA, Coliform, O&G, WI-DRO (water)	☒Yes ☐No	Initial when completed / Lot # of added preservative
Trip Blank present:	☒Yes ☐No ☐N/A	
Pace Trip Blank lot # (if purchased): Covered		15.
Headspace in VOA vials (>6mm):	☐Yes ☒No ☐N/A	16.
Project sampled in USDA Regulated Area:	☐Yes ☐No ☒N/A	17. List State:
Additional labels attached to 5035A vials in the field?	☐Yes ☐No ☒N/A	18.

Client Notification/ Resolution: Copy COC to Client? Y / N Field Data Required? Y / N

Person Contacted: _____ Date/Time: _____

Comments/ Resolution: _____

Project Manager Review: _____ Date: _____

F-KS-C-003-Rev.9, 30June2015

CHAIN_OF_CUSTODY / Analytical Request Document

12/7/2015

Pace Analytical

Section A Required Client Information	Section B Required Project Information	Section C Invoice Information
Client: HONEYWELL FM&T	Report to:	Attention: Accounts Recievable
Address: D/SE1 OD48 PO Box 419159	Copy to:	Company:
Kansas City MO		Address:
Email:	PO #:	Quote Ref:
Phone: 997-7332 pgr 0209	Project: Temp. Wells BLDG 4	Pace PM: BLG
Due/TAT:	Project #:	Pace Profile: 8218: 1

Page: of

Regulatory Agency No

Site Location STATE

60209116

Section D Required Client Information

Matrix Codes
Drinking Water = DW
WATER = WT
WASTE WATER = WW
PRODUCT = P
SOIL/SOLID = SL
OIL = OL
WIPE = WP
AIR = AR
OTHER = OT
TISSUE = TS

SAMPLE (A-Z, 0-9/,-)
Sample IDs MUST BE UNIQUE

Item #	Sample IDs MUST BE UNIQUE	MATRIX CODE	Sample Type (G=Grab C=Comp)	COLLECTED Composite Start Date	Composite Start Time	Composite End/Grab Date	Composite End/Grab Time	Total # of Containers	Preservation and Quantity: NONE	Unpreserved	H2SO4	HNO3	HCL	NaOH	Na2S2O3	Methanol	Other	Analysis Test: 8270 PAH	8 RCRA Metals Total	8 RCRA Metal Dissolv	1668a PCBs (MN)	8015 DRO & ORO	8260 DRO & VOA 94						Pace Project No. / Lab I.D.
1	TWBD41506-01L-1209-01	WT				12/9/15	1037	13		6		2	5					-	-	-	-	-	-	(4)	(6) AGLU	BP3N 2.0	BP3F 2.0		Blanks for MMDD only (2) DG9H 001
2	TWBD41506-02L-1209-01	WT				12/9/15	1143	13		6		2	5												↓	↓	↓		↓ 002
3	~~TWBD41506-03L- -01~~ LR 12-9-15																												
4	TWBD41506-04L-1209-01	WT				12/9/15	1331	13		6		2	5					-	-	-	-	-	-		↓	↓	↓		↓ 003
5	QATB-151209-01	WT				12/9/15	1037	2					2					VOA only											(2) DG9HT3 004
6	QAEB-151209-01	WT				12/9/15	952	2					2					VOA only											(2) DG9H 005
7																													
8																													
9																													
10																													

COMMENTS	RELINQUISHED BY	DATE	TIME	ACCEPTED BY	DATE	TIME	SAMPLE CONDITIONS			
VOA 110915313B2M	Kendleman	12/9/15	1450.	[signature] Pace	12/9	1450	5.2	Y	N	Y
HNO3 - 1019152AFW							5.5	Y	N	Y
1-25 - 0928151KA										
950 Amber 0817151 1Y										

Pace Lot # 151118

SAMPLER NAME AND SIGNATURE
Print Name of Sampler: Kendleman
Signature of Sampler: Kendleman
Date Signed: 12/9/15

Temp C	Received On Ice	Custody Sealed	Samples Intact

Pace Analytical™
www.pacelabs.com

Pace Analytical Services, Inc.
1700 Elm Street
Minneapolis, MN 55414
Phone: 612.607.1700
Fax: 612.607.6444

Report Prepared for:

Brad Godwin
PACE Kansas
9608 Loiret Blvd
Lenexa KS 66219

REPORT OF LABORATORY ANALYSIS FOR PCBs

Report Information:

Pace Project #: 10333063
Sample Receipt Date: 12/11/2015
Client Project #: 60209116
Client Sub PO #: N/A
State Cert #: N/A

Invoicing & Reporting Options:

The report provided has been invoiced as a Level 2 PCB Report. If an upgrade of this report package is requested, an additional charge may be applied.

Please review the attached invoice for accuracy and forward any questions to Scott Unze, your Pace Project Manager.

This report has been reviewed by:

December 30, 2015
Nathan Boberg, Project Manager

(612) 607-6444 (fax)
nathan.boberg@pacelabs.com

Report Prepared Date:
December 30, 2015

Report of Laboratory Analysis

This report should not be reproduced, except in full,
without the written consent of Pace Analytical Services, Inc.

The results relate only to the samples included in this report.

Pace Analytical Services, Inc.
1700 Elm Street
Minneapolis, MN 55414
Phone: 612.607.1700
Fax: 612.607.6444

DISCUSSION

This report presents the results from the analyses performed on three samples submitted by a representative of Pace Analytical Services, Kansas. The samples were analyzed for the presence or absence of polychlorinated biphenyl (PCB) congeners using USEPA Method 1668A. Reporting limits were set to 60 ppq, where supported by the estimated detection limits (EDLs), and were not adjusted for sample volume.

With three exceptions, flagged "R", the isotopically-labeled PCB internal standards in the extracts were recovered within the target ranges for this method. Since the quantification of the native PCB congeners was based on internal standard and isotope dilution methodology, the data were automatically corrected for variation in recovery and accurate values were obtained.

A laboratory method blank was prepared and analyzed with the sample batch as part of our routine quality control procedures. The results show the the blank to contain a low level of PCB congener #11. The sample extracts contained similar amounts of this congener and were flagged "B" to indicate that the levels determined appear to have originated in the laboratory.

Laboratory spike samples were also prepared with the sample set using reference material that had been fortified with native standards. The results show that the spiked native compounds were recovered at 93-115% with relative percent differences of 0.0-10.0%. These values were within method limits. Matrix spikes were not prepared with this extraction batch.

This report shall not be reproduced, except in full,
without the written consent of Pace Analytical Services, Inc.

Pace Analytical Services, Inc.
1700 Elm Street - Suite 200
Minneapolis, MN 55414

Tel: 612-607-1700
Fax: 612- 607-6444

Minnesota Laboratory Certifications

Authority	Certificate #	Authority	Certificate #
A2LA	2926.01	Mississippi	MN00064
Alabama	40770	Montana	92
Alaska	MN00064	Nebraska	
Arizona	AZ0014	Nevada	MN_00064_200
Arkansas	88-0680	New Jersey (NE	MN002
California	01155CA	New York (NEL	11647
Colorado	MN00064	North Carolina	27700
Connecticut	PH-0256	North Dakota	R-036
EPA Region 8	8TMS-Q	Ohio	4150
Florida (NELAP	E87605	Oklahoma	D9922
Georgia (DNR)	959	Oregon (ELAP)	MN200001-005
Guam	959	Oregon (OREL	MN300001-001
Hawaii	SLD	Pennsylvania	68-00563
Idaho	MN00064	Puerto Rico	MN00064
Illinois	200012	Saipan	MP0003
Indiana	C-MN-01	South Carolina	74003001
Indiana	C-MN-01	Tennessee	TN02818
Iowa	368	Texas	T104704192-08
Kansas	E-10167	Utah (NELAP)	MN00064
Kentucky	90062	Virginia	00251
Louisiana	03086	Washington	C755
Maine	2007029	West Virginia	9952C
Maryland	322	Wisconsin	999407970
Michigan	9909	Wyoming	8TMS-Q
Minnesota	027-053-137		

REPORT OF LABORATORY ANALYSIS

This report shall not be reproduced, except in full,
without the written consent of Pace Analytical Services, Inc.

Appendix A

Sample Management

10333063

Chain of Custody

Pace Analytical®
www.pacelabs.com

Workorder: 60209116 **Workorder Name:** Temp Wells BLDG 4 **Owner Received Date:** 12/9/2015 **Results Requested By:** 1/15/2016

Report To	Subcontract To
Brad Godwin Pace Analytical Services, Inc. 9608 Loiret Blvd. Lenexa, KS 66219 Phone (913)599-5665 Fax (913)599-1759	Pace Analytical Minnesota 1700 Elm Street Suite 200 Minneapolis, MN 55414 Phone (612)607-1700

Item	Sample ID	Sample Type	Collect Date/Time	Lab ID	Matrix	Preserved Containers: Unpres.	1668A PCBs "209 List	Requested Analysis	LAB USE ONLY
1	TWBD41506-01L-1209-01	PS	12/9/2015 10:37	60209116001	Water	2	X		001
2	TWBD41506-02L-1209-01	PS	12/9/2015 11:43	60209116002	Water	2	X		002
3	TWBD41506-04L-1209-01	PS	12/9/2015 13:31	60209116003	Water	2	X		003
4									
5									

Transfers	Released By	Date/Time	Received By	Date/Time	Comments
1	[signature]	12/10/15 1700	[signature] PACE	12-11-15 850	
2					
3					

Cooler Temperature on Receipt	Custody Seal	Received on Ice	Samples Intact
1.5 °C	(Y) or	(Y) or	(Y) or N

****In order to maintain client confidentiality, location/name of the sampling site, sampler's name and signature may not be provided on this COC document.*
This chain of custody is considered complete as is since this information is available in the owner laboratory.

Pace Analytical	Document Name: Sample Condition Upon Receipt Form	Document Revised: 23Feb2015 Page 1 of 1
	Document No.: F-MN-L-213-rev.13	Issuing Authority: Pace Minnesota Quality Office

Sample Condition Upon Receipt **Client Name:** PACE KS **Project #:** WO#: 10333063

Courier: ☒ Fed Ex ☐ UPS ☐ USPS ☐ Client ☐ Commercial ☐ Pace ☐ SpeeDee ☐ Other:

Tracking Number: 6508 8162 5769

Custody Seal on Cooler/Box Present? ☒ Yes ☐ No **Seals Intact?** ☒ Yes ☐ No **Optional:** Proj. Due Date: Proj. Name:

Packing Material: ☐ Bubble Wrap ☒ Bubble Bags ☐ None ☐ Other: **Temp Blank?** ☒ Yes ☐ No

Thermometer Used: ☐ B88A9130516413 ☒ B88A912167504 ☐ B88A0143310098 **Type of Ice:** ☒ Wet ☐ Blue ☐ None ☐ Samples on ice, cooling process has begun

Cooler Temp Read (°C): 1.2 **Cooler Temp Corrected (°C):** 1.5

Temp should be above freezing to 6°C **Correction Factor:** +0.3 **Biological Tissue Frozen?** ☐ Yes ☐ No ☒ N/A

Date and Initials of Person Examining Contents: 12-11-15/KET

USDA Regulated Soil (☒ N/A, water sample)

Did samples originate in a quarantine zone within the United States: AL, AR, AZ, CA, FL, GA, ID, LA. MS, NC, NM, NY, OK, OR, SC, TN, TX or WA (check maps)? ☐ Yes ☐ No

Did samples originate from a foreign source (internationally, including Hawaii and Puerto Rico)? ☐ Yes ☐ No

If Yes to either question, fill out a Regulated Soil Checklist (F-MN-Q-338) and include with SCUR/COC paperwork.

				COMMENTS:
Chain of Custody Present?	☒ Yes	☐ No	☐ N/A	1.
Chain of Custody Filled Out?	☒ Yes	☐ No	☐ N/A	2.
Chain of Custody Relinquished?	☒ Yes	☐ No	☐ N/A	3.
Sampler Name and/or Signature on COC?	☐ Yes	☒ No	☐ N/A	4.
Samples Arrived within Hold Time?	☒ Yes	☐ No	☐ N/A	5.
Short Hold Time Analysis (<72 hr)?	☐ Yes	☒ No	☐ N/A	6.
Rush Turn Around Time Requested?	☐ Yes	☒ No	☐ N/A	7.
Sufficient Volume?	☒ Yes	☐ No	☐ N/A	8.
Correct Containers Used?	☒ Yes	☐ No	☐ N/A	9.
-Pace Containers Used?	☒ Yes	☐ No	☐ N/A	
Containers Intact?	☒ Yes	☐ No	☐ N/A	10.
Filtered Volume Received for Dissolved Tests?	☐ Yes	☐ No	☒ N/A	11. Note if sediment is visible in the dissolved container
Sample Labels Match COC?	☒ Yes	☐ No	☐ N/A	12.
-Includes Date/Time/ID/Analysis Matrix: WT				
All containers needing acid/base preservation have been checked?	☐ Yes	☐ No	☒ N/A	13. ☐ HNO_3 ☐ H_2SO_4 ☐ NaOH ☐ HCl Sample #
All containers needing preservation are found to be in compliance with EPA recommendation? (HNO_3, H_2SO_4, HCl<2; NaOH >9 Sulfide, NaOH>12 Cyanide)	☐ Yes	☐ No	☒ N/A	
Exceptions: VOA, Coliform, TOC, Oil and Grease, DRO/8015 (water) DOC	☐ Yes	☐ No	☒ N/A	Initial when completed: Lot # of added preservative:
Headspace in VOA Vials (>6mm)?	☐ Yes	☐ No	☒ N/A	14.
Trip Blank Present?	☐ Yes	☐ No	☒ N/A	15.
Trip Blank Custody Seals Present?	☐ Yes	☐ No	☒ N/A	
Pace Trip Blank Lot # (if purchased):				

CLIENT NOTIFICATION/RESOLUTION **Field Data Required?** ☐ Yes ☐ No

Person Contacted: Date/Time:

Comments/Resolution:

Project Manager Review: Date: 12/11/15

Note: Whenever there is a discrepancy affecting North Carolina compliance samples, a copy of this form will be sent to the North Carolina DEHNR Certification Office (i.e out of hold, incorrect preservative, out of temp, incorrect containers).

Pace Analytical Services, Inc.
1700 Elm Street - Suite 200
Minneapolis, MN 55414

Tel: 612-607-1700
Fax: 612- 607-6444

Reporting Flags

A = Reporting Limit based on signal to noise

B = Less than 10x higher than method blank level

C = Result obtained from confirmation analysis

D = Result obtained from analysis of diluted sample

E = Exceeds calibration range

I = Interference present

J = Estimated value

Nn = Value obtained from additional analysis

P = PCDE Interference

R = Recovery outside target range

S = Peak saturated

U = Analyte not detected

V = Result verified by confirmation analysis

X = %D Exceeds limits

Y = Calculated using average of daily RFs

* = See Discussion

This report shall not be reproduced, except in full,
without the written consent of Pace Analytical Services, Inc.

Appendix B

Sample Analysis Summary

Pace Analytical Services, Inc.
1700 Elm Street - Suite 200
Minneapolis, MN 55414

Tel: 612-607-1700
Fax: 612- 607-6444

Method 1668A Polychlorobiphenyl Sample Analysis Results

Client - PACE Kansas

Client's Sample ID	TWBD41506-01L-1209-01		
Lab Sample ID	60209116001		
Filename	P151223B_09		
Injected By	BAL		
Total Amount Extracted	984 mL	Matrix	Water
% Moisture	NA	Dilution	5
Dry Weight Extracted	NA	Collected	12/09/2015 10:37
ICAL ID	P151223B02	Received	12/11/2015 09:50
CCal Filename(s)	P151223B_01	Extracted	12/18/2015 13:40
Method Blank ID	BLANK-48204	Analyzed	12/24/2015 05:11

PCB Isomer	IUPAC	RT	Ratio	ng's Added	ng's Found	% Recovery
Labeled Analytes						
13C-2-MoCB	1	8.196	2.85	2.0	0.544	27
13C-4-MoCB	3	10.736	2.87	2.0	0.626	31
13C-2,2'-DiCB	4	10.988	1.67	2.0	0.695	35
13C-4,4'-DiCB	15	17.768	1.57	2.0	0.895	45
13C-2,2',6-TrCB	19	14.557	1.03	2.0	0.783	39
13C-3,4,4'-TrCB	37	25.531	1.11	2.0	0.849	42
13C-2,2',6,6'-TeCB	54	18.051	0.73	2.0	0.836	42
13C-3,4,4',5-TeCB	81	32.781	0.81	2.0	1.00	50
13C-3,3',4,4'-TeCB	77	33.385	0.77	2.0	0.999	50
13C-2,2',4,6,6'-PeCB	104	24.105	1.56	2.0	1.06	53
13C-2,3,3',4,4'-PeCB	105	37.046	1.49	2.0	0.935	47
13C-2,3,4,4',5-PeCB	114	36.358	1.52	2.0	0.951	48
13C-2,3',4,4',5-PeCB	118	35.805	1.53	2.0	0.949	47
13C-2,3',4,4',5'-PeCB	123	35.453	1.51	2.0	0.963	48
13C-3,3',4,4',5-PeCB	126	40.350	1.56	2.0	0.963	48
13C-2,2',4,4',6,6'-HxCB	155	30.232	1.26	2.0	1.24	62
13C-HxCB (156/157)	156/157	43.492	1.26	4.0	1.88	47
13C-2,3',4,4',5,5'-HxCB	167	42.268	1.25	2.0	0.980	49
13C-3,3',4,4',5,5'-HxCB	169	46.947	1.27	2.0	0.939	47
13C-2,2',3,4',5,6,6'-HpCB	188	36.291	1.06	2.0	1.19	59
13C-2,3,3',4,4',5,5'-HpCB	189	49.542	1.00	2.0	1.06	53
13C-2,2',3,3',5,5',6,6'-OcCB	202	41.932	0.88	2.0	1.24	62
13C-2,3,3',4,4',5,5',6-OcCB	205	52.215	0.81	2.0	1.13	56
13C-2,2',3,3',4,4',5,5',6-NoCB	206	53.982	0.78	2.0	1.14	57
13C-2,2',3,3',4,5,5',6,6'-NoCB	208	48.959	0.74	2.0	1.16	58
13C--DeCB	209	55.728	0.70	2.0	1.43	71
Cleanup Standards						
13C-2,4,4'-TrCB	28	21.120	1.03	2.0	1.32	66
13C-2,3,3',5,5'-PeCB	111	33.368	1.59	2.0	1.55	77
13C-2,2',3,3',5,5',6-HpCB	178	39.528	1.00	2.0	1.86	93
Recovery Standards						
13C-2,5-DiCB	9	13.286	1.61	2.0	NA	NA
13C-2,2',5,5'-TeCB	52	23.082	0.80	2.0	NA	NA
13C-2,2',4,5,5'-PeCB	101	30.484	1.62	2.0	NA	NA
13C-2,2',3,4,4',5'-HxCB	138	39.076	1.24	2.0	NA	NA
13C-2,2',3,3',4,4',5,5'-OcCB	194	51.719	0.87	2.0	NA	NA

Conc = Concentration
EML =Method Specified Reporting Limit (1668A)
EMPC = Estimated Maximum Possible Concentration
A = Limit of Detection based on signal to noise
B = Less than 10 times higher than method blank level
R = Recovery outside of Method 1668A control limits
Nn = Value obtained from additional analyses

ND = Not Detected
NA = Not Applicable
NC = Not Calculated
* = See Discussion
X = Outside QC Limits
RT = Retention Time
I = Interference
ng's = Nanograms

REPORT OF LABORATORY ANALYSIS

This report shall not be reproduced, except in full,
without the written consent of Pace Analytical Services, Inc.

Pace Analytical Services, Inc.
1700 Elm Street - Suite 200
Minneapolis, MN 55414

Tel: 612-607-1700
Fax: 612- 607-6444

Method 1668A Polychlorobiphenyl
Sample Analysis Results

Client Sample ID TWBD41506-01L-1209-01
Lab Sample ID 60209116001
Filename P151223B_09

IUPAC	Co-elutions	RT	Ratio	Concentration ng/L	EMPC ng/L	EML ng/L
1		---	---	ND	---	0.0600
2		---	---	ND	---	0.0600
3		---	---	ND	---	0.0600
4		---	---	ND	---	0.0600
5		---	---	ND	---	0.0600
6		---	---	ND	---	0.0600
7		---	---	ND	---	0.0600
8		---	---	ND	---	0.0600
9		---	---	ND	---	0.0600
10		---	---	ND	---	0.0600
11		17.085	1.40	0.225 B	---	0.0600
12	12/13	---	---	ND	---	0.120
13	12/13	---	---	ND	---	0.120
14		---	---	ND	---	0.0600
15		---	---	ND	---	0.0600
16		---	---	ND	---	0.0600
17		---	---	ND	---	0.0600
18	18/30	---	---	ND	---	0.120
19		---	---	ND	---	0.0600
20	20/28	---	---	ND	---	0.120
21	21/33	---	---	ND	---	0.120
22		---	---	ND	---	0.0600
23		---	---	ND	---	0.0600
24		---	---	ND	---	0.0600
25		---	---	ND	---	0.0600
26	26/29	---	---	ND	---	0.120
27		---	---	ND	---	0.0600
28	20/28	---	---	ND	---	0.120
29	26/29	---	---	ND	---	0.120
30	18/30	---	---	ND	---	0.120
31		---	---	ND	---	0.0600
32		---	---	ND	---	0.0600
33	21/33	---	---	ND	---	0.120
34		---	---	ND	---	0.0600
35		---	---	ND	---	0.0600
36		---	---	ND	---	0.0600
37		---	---	ND	---	0.0600
38		---	---	ND	---	0.0600
39		---	---	ND	---	0.0600
40	40/41/71	---	---	ND	---	0.180
41	40/41/71	---	---	ND	---	0.180
42		---	---	ND	---	0.0600
43	43/73	---	---	ND	---	0.120
44	44/47/65	---	---	ND	---	0.180
45	45/51	---	---	ND	---	0.120
46		---	---	ND	---	0.0600
47	44/47/65	---	---	ND	---	0.180
48		---	---	ND	---	0.0600

Conc = Concentration
EML =Method Specified Reporting Limit (1668A)
EMPC = Estimated Maximum Possible Concentration
A = Limit of Detection based on signal to noise
B = Less than 10 times higher than method blank level
R = Recovery outside of Method 1668A control limits
Nn = Value obtained from additional analyses

ND = Not Detected
NA = Not Applicable
NC = Not Calculated
* = See Discussion
X = Outside QC Limits
RT = Retention Time
I = Interference
ng's = Nanograms

REPORT OF LABORATORY ANALYSIS

This report shall not be reproduced, except in full,
without the written consent of Pace Analytical Services, Inc.

Pace Analytical Services, Inc.
1700 Elm Street - Suite 200
Minneapolis, MN 55414

Tel: 612-607-1700
Fax: 612- 607-6444

Method 1668A Polychlorobiphenyl
Sample Analysis Results

Client Sample ID TWBD41506-01L-1209-01
Lab Sample ID 60209116001
Filename P151223B_09

IUPAC	Co-elutions	RT	Ratio	Concentration ng/L	EMPC ng/L	EML ng/L
49	49/69	---	---	ND	---	0.120
50	50/53	---	---	ND	---	0.120
51	45/51	---	---	ND	---	0.120
52		23.132	0.81	0.0714	---	0.0600
53	50/53	---	---	ND	---	0.120
54		---	---	ND	---	0.0600
55		---	---	ND	---	0.0600
56		---	---	ND	---	0.0600
57		---	---	ND	---	0.0600
58		---	---	ND	---	0.0600
59	59/62/75	---	---	ND	---	0.180
60		---	---	ND	---	0.0600
61	61/70/74/76	---	---	ND	---	0.240
62	59/62/75	---	---	ND	---	0.180
63		---	---	ND	---	0.0600
64		---	---	ND	---	0.0600
65	44/47/65	---	---	ND	---	0.180
66		---	---	ND	---	0.0600
67		---	---	ND	---	0.0600
68		---	---	ND	---	0.0600
69	49/69	---	---	ND	---	0.120
70	61/70/74/76	---	---	ND	---	0.240
71	40/41/71	---	---	ND	---	0.180
72		---	---	ND	---	0.0600
73	43/73	---	---	ND	---	0.120
74	61/70/74/76	---	---	ND	---	0.240
75	59/62/75	---	---	ND	---	0.180
76	61/70/74/76	---	---	ND	---	0.240
77		---	---	ND	---	0.0600
78		---	---	ND	---	0.0600
79		---	---	ND	---	0.0600
80		---	---	ND	---	0.0600
81		---	---	ND	---	0.0600
82		---	---	ND	---	0.0600
83		---	---	ND	---	0.0600
84		---	---	ND	---	0.0600
85	85/116/117	---	---	ND	---	0.180
86	86/87/97/108/119/125	---	---	ND	---	0.360
87	86/87/97/108/119/125	---	---	ND	---	0.360
88	88/91	---	---	ND	---	0.120
89		---	---	ND	---	0.0600
90	90/101/113	---	---	ND	---	0.180
91	88/91	---	---	ND	---	0.120
92		---	---	ND	---	0.0600
93	93/98/100/102	---	---	ND	---	0.240
94		---	---	ND	---	0.0600
95		---	---	ND	---	0.0600
96		---	---	ND	---	0.0600

Conc = Concentration
EML =Method Specified Reporting Limit (1668A)
EMPC = Estimated Maximum Possible Concentration
A = Limit of Detection based on signal to noise
B = Less than 10 times higher than method blank level
R = Recovery outside of Method 1668A control limits
Nn = Value obtained from additional analyses

ND = Not Detected
NA = Not Applicable
NC = Not Calculated
* = See Discussion
X = Outside QC Limits
RT = Retention Time
I = Interference
ng's = Nanograms

REPORT OF LABORATORY ANALYSIS

This report shall not be reproduced, except in full,
without the written consent of Pace Analytical Services, Inc.

Pace Analytical Services, Inc.
1700 Elm Street - Suite 200
Minneapolis, MN 55414

Tel: 612-607-1700
Fax: 612- 607-6444

Method 1668A Polychlorobiphenyl
Sample Analysis Results

Client Sample ID TWBD41506-01L-1209-01
Lab Sample ID 60209116001
Filename P151223B_09

IUPAC	Co-elutions	RT	Ratio	Concentration ng/L	EMPC ng/L	EML ng/L
97	86/87/97/108/119/125	---	---	ND	---	0.360
98	93/98/100/102	---	---	ND	---	0.240
99		---	---	ND	---	0.0600
100	93/98/100/102	---	---	ND	---	0.240
101	90/101/113	---	---	ND	---	0.180
102	93/98/100/102	---	---	ND	---	0.240
103		---	---	ND	---	0.0600
104		---	---	ND	---	0.0600
105		---	---	ND	---	0.0600
106		---	---	ND	---	0.0600
107	107/124	---	---	ND	---	0.120
108	86/87/97/108/119/125	---	---	ND	---	0.360
109		---	---	ND	---	0.0600
110	110/115	---	---	ND	---	0.120
111		---	---	ND	---	0.0600
112		---	---	ND	---	0.0600
113	90/101/113	---	---	ND	---	0.180
114		---	---	ND	---	0.0600
115	110/115	---	---	ND	---	0.120
116	85/116/117	---	---	ND	---	0.180
117	85/116/117	---	---	ND	---	0.180
118		---	---	ND	---	0.0600
119	86/87/97/108/119/125	---	---	ND	---	0.360
120		---	---	ND	---	0.0600
121		---	---	ND	---	0.0600
122		---	---	ND	---	0.0600
123		---	---	ND	---	0.0600
124	107/124	---	---	ND	---	0.120
125	86/87/97/108/119/125	---	---	ND	---	0.360
126		---	---	ND	---	0.0600
127		---	---	ND	---	0.0600
128	128/166	---	---	ND	---	0.120
129	129/138/163	---	---	ND	---	0.180
130		---	---	ND	---	0.0600
131		---	---	ND	---	0.0600
132		---	---	ND	---	0.0600
133		---	---	ND	---	0.0600
134	134/143	---	---	ND	---	0.120
135	135/151	---	---	ND	---	0.120
136		---	---	ND	---	0.0600
137		---	---	ND	---	0.0600
138	129/138/163	---	---	ND	---	0.180
139	139/140	---	---	ND	---	0.120
140	139/140	---	---	ND	---	0.120
141		---	---	ND	---	0.0600
142		---	---	ND	---	0.0600
143	134/143	---	---	ND	---	0.120
144		---	---	ND	---	0.0600

Conc = Concentration
EML =Method Specified Reporting Limit (1668A)
EMPC = Estimated Maximum Possible Concentration
A = Limit of Detection based on signal to noise
B = Less than 10 times higher than method blank level
R = Recovery outside of Method 1668A control limits
Nn = Value obtained from additional analyses

ND = Not Detected
NA = Not Applicable
NC = Not Calculated
* = See Discussion
X = Outside QC Limits
RT = Retention Time
I = Interference
ng's = Nanograms

REPORT OF LABORATORY ANALYSIS

This report shall not be reproduced, except in full,
without the written consent of Pace Analytical Services, Inc.

Pace Analytical Services, Inc.
1700 Elm Street - Suite 200
Minneapolis, MN 55414

Tel: 612-607-1700
Fax: 612- 607-6444

Method 1668A Polychlorobiphenyl
Sample Analysis Results

Client Sample ID TWBD41506-01L-1209-01
Lab Sample ID 60209116001
Filename P151223B_09

IUPAC	Co-elutions	RT	Ratio	Concentration ng/L	EMPC ng/L	EML ng/L
145		---	---	ND	---	0.0600
146		---	---	ND	---	0.0600
147	147/149	---	---	ND	---	0.120
148		---	---	ND	---	0.0600
149	147/149	---	---	ND	---	0.120
150		---	---	ND	---	0.0600
151	135/151	---	---	ND	---	0.120
152		---	---	ND	---	0.0600
153	153/168	---	---	ND	---	0.120
154		---	---	ND	---	0.0600
155		---	---	ND	---	0.0600
156	156/157	---	---	ND	---	0.120
157	156/157	---	---	ND	---	0.120
158		---	---	ND	---	0.0600
159		---	---	ND	---	0.0600
160		---	---	ND	---	0.0600
161		---	---	ND	---	0.0600
162		---	---	ND	---	0.0600
163	129/138/163	---	---	ND	---	0.180
164		---	---	ND	---	0.0600
165		---	---	ND	---	0.0600
166	128/166	---	---	ND	---	0.120
167		---	---	ND	---	0.0600
168	153/168	---	---	ND	---	0.120
169		---	---	ND	---	0.0600
170		---	---	ND	---	0.0600
171	171/173	---	---	ND	---	0.120
172		---	---	ND	---	0.0600
173	171/173	---	---	ND	---	0.120
174		---	---	ND	---	0.0600
175		---	---	ND	---	0.0600
176		---	---	ND	---	0.0600
177		---	---	ND	---	0.0600
178		---	---	ND	---	0.0600
179		---	---	ND	---	0.0600
180	180/193	---	---	ND	---	0.120
181		---	---	ND	---	0.0600
182		---	---	ND	---	0.0600
183	183/185	---	---	ND	---	0.120
184		---	---	ND	---	0.0600
185	183/185	---	---	ND	---	0.120
186		---	---	ND	---	0.0600
187		---	---	ND	---	0.0600
188		---	---	ND	---	0.0600
189		---	---	ND	---	0.0600
190		---	---	ND	---	0.0600
191		---	---	ND	---	0.0600
192		---	---	ND	---	0.0600

Conc = Concentration
EML =Method Specified Reporting Limit (1668A)
EMPC = Estimated Maximum Possible Concentration
A = Limit of Detection based on signal to noise
B = Less than 10 times higher than method blank level
R = Recovery outside of Method 1668A control limits
Nn = Value obtained from additional analyses

ND = Not Detected
NA = Not Applicable
NC = Not Calculated
* = See Discussion
X = Outside QC Limits
RT = Retention Time
I = Interference
ng's = Nanograms

REPORT OF LABORATORY ANALYSIS

This report shall not be reproduced, except in full,
without the written consent of Pace Analytical Services, Inc.

Pace Analytical Services, Inc.
1700 Elm Street - Suite 200
Minneapolis, MN 55414

Tel: 612-607-1700
Fax: 612- 607-6444

Method 1668A Polychlorobiphenyl
Sample Analysis Results

Client Sample ID TWBD41506-01L-1209-01
Lab Sample ID 60209116001
Filename P151223B_09

IUPAC	Co-elutions	RT	Ratio	Concentration ng/L	EMPC ng/L	EML ng/L
193	180/193	---	---	ND	---	0.120
194		---	---	ND	---	0.0600
195		---	---	ND	---	0.0600
196		---	---	ND	---	0.0600
197	197/200	---	---	ND	---	0.120
198	198/199	---	---	ND	---	0.120
199	198/199	---	---	ND	---	0.120
200	197/200	---	---	ND	---	0.120
201		---	---	ND	---	0.0600
202		---	---	ND	---	0.0600
203		---	---	ND	---	0.0600
204		---	---	ND	---	0.0600
205		---	---	ND	---	0.0600
206		---	---	ND	---	0.0600
207		---	---	ND	---	0.0600
208		---	---	ND	---	0.0600
209		---	---	ND	---	0.0600

Conc = Concentration
EML =Method Specified Reporting Limit (1668A)
EMPC = Estimated Maximum Possible Concentration
A = Limit of Detection based on signal to noise
B = Less than 10 times higher than method blank level
R = Recovery outside of Method 1668A control limits
Nn = Value obtained from additional analyses

ND = Not Detected
NA = Not Applicable
NC = Not Calculated
* = See Discussion
X = Outside QC Limits
RT = Retention Time
I = Interference
ng's = Nanograms

REPORT OF LABORATORY ANALYSIS

This report shall not be reproduced, except in full,
without the written consent of Pace Analytical Services, Inc.

Pace Analytical Services, Inc.
1700 Elm Street - Suite 200
Minneapolis, MN 55414

Tel: 612-607-1700
Fax: 612- 607-6444

Method 1668A Polychlorobiphenyl
Sample Analysis Results

Client Sample ID	TWBD41506-01L-1209-01
Lab Sample ID	60209116001
Filename	P151223B_09

Congener Group	Concentration ng/L
Total Monochloro Biphenyls	ND
Total Dichloro Biphenyls	0.225
Total Trichloro Biphenyls	ND
Total Tetrachloro Biphenyls	0.0714
Total Pentachloro Biphenyls	ND
Total Hexachloro Biphenyls	ND
Total Heptachloro Biphenyls	ND
Total Octachloro Biphenyls	ND
Total Nonachloro Biphenyls	ND
Decachloro Biphenyls	ND
Total PCBs	0.296

ND = Not Detected

REPORT OF LABORATORY ANALYSIS

This report shall not be reproduced, except in full,
without the written consent of Pace Analytical Services, Inc.

Pace Analytical Services, Inc.
1700 Elm Street - Suite 200
Minneapolis, MN 55414

Tel: 612-607-1700
Fax: 612- 607-6444

Method 1668A Polychlorobiphenyl Sample Analysis Results

Client - PACE Kansas

Client's Sample ID	TWBD41506-02L-1209-01		
Lab Sample ID	60209116002		
Filename	P151223B_10		
Injected By	BAL		
Total Amount Extracted	950 mL	Matrix	Water
% Moisture	NA	Dilution	5
Dry Weight Extracted	NA	Collected	12/09/2015 11:43
ICAL ID	P151223B02	Received	12/11/2015 09:50
CCal Filename(s)	P151223B_01	Extracted	12/18/2015 13:40
Method Blank ID	BLANK-48204	Analyzed	12/24/2015 06:11

PCB Isomer	IUPAC	RT	Ratio	ng's Added	ng's Found	% Recovery	
Labeled Analytes							
13C-2-MoCB	1	8.184	3.02	2.0	0.444	22	R
13C-4-MoCB	3	10.724	2.99	2.0	0.818	41	
13C-2,2'-DiCB	4	10.976	1.54	2.0	0.830	42	
13C-4,4'-DiCB	15	17.755	1.60	2.0	1.33	66	
13C-2,2',6-TrCB	19	14.556	1.09	2.0	1.08	54	
13C-3,4,4'-TrCB	37	25.495	1.06	2.0	1.30	65	
13C-2,2',6,6'-TeCB	54	18.016	0.81	2.0	1.37	68	
13C-3,4,4',5-TeCB	81	32.744	0.76	2.0	1.58	79	
13C-3,3',4,4'-TeCB	77	33.348	0.82	2.0	1.51	75	
13C-2,2',4,6,6'-PeCB	104	24.086	1.60	2.0	1.46	73	
13C-2,3,3',4,4'-PeCB	105	37.042	1.57	2.0	1.44	72	
13C-2,3,4,4',5-PeCB	114	36.355	1.59	2.0	1.40	70	
13C-2,3',4,4',5-PeCB	118	35.785	1.53	2.0	1.40	70	
13C-2,3',4,4',5'-PeCB	123	35.432	1.58	2.0	1.42	71	
13C-3,3',4,4',5-PeCB	126	40.329	1.60	2.0	1.47	73	
13C-2,2',4,4',6,6'-HxCB	155	30.212	1.28	2.0	1.80	90	
13C-HxCB (156/157)	156/157	43.487	1.25	4.0	2.77	69	
13C-2,3',4,4',5,5'-HxCB	167	42.263	1.23	2.0	1.36	68	
13C-3,3',4,4',5,5'-HxCB	169	46.908	1.24	2.0	1.35	67	
13C-2,2',3,4',5,6,6'-HpCB	188	36.271	1.05	2.0	1.80	90	
13C-2,3,3',4,4',5,5'-HpCB	189	49.514	1.04	2.0	1.53	76	
13C-2,2',3,3',5,5',6,6'-OcCB	202	41.928	0.92	2.0	1.94	97	
13C-2,3,3',4,4',5,5',6-OcCB	205	52.187	0.86	2.0	1.60	80	
13C-2,2',3,3',4,4',5,5',6-NoCB	206	53.976	0.82	2.0	1.63	82	
13C-2,2',3,3',4,5,5',6,6'-NoCB	208	48.933	0.80	2.0	1.73	86	
13C--DeCB	209	55.700	0.66	2.0	1.98	99	
Cleanup Standards							
13C-2,4,4'-TrCB	28	21.102	1.10	2.0	1.49	74	
13C-2,3,3',5,5'-PeCB	111	33.348	1.59	2.0	1.60	80	
13C-2,2',3,3',5,5',6-HpCB	178	39.507	0.99	2.0	1.87	94	
Recovery Standards							
13C-2,5-DiCB	9	13.286	1.66	2.0	NA	NA	
13C-2,2',5,5'-TeCB	52	23.080	0.78	2.0	NA	NA	
13C-2,2',4,5,5'-PeCB	101	30.480	1.65	2.0	NA	NA	
13C-2,2',3,4,4',5'-HxCB	138	39.055	1.25	2.0	NA	NA	
13C-2,2',3,3',4,4',5,5'-OcCB	194	51.691	0.89	2.0	NA	NA	

Conc = Concentration
EML =Method Specified Reporting Limit (1668A)
EMPC = Estimated Maximum Possible Concentration
A = Limit of Detection based on signal to noise
B = Less than 10 times higher than method blank level
R = Recovery outside of Method 1668A control limits
Nn = Value obtained from additional analyses

ND = Not Detected
NA = Not Applicable
NC = Not Calculated
* = See Discussion
X = Outside QC Limits
RT = Retention Time
I = Interference
ng's = Nanograms

REPORT OF LABORATORY ANALYSIS

This report shall not be reproduced, except in full,
without the written consent of Pace Analytical Services, Inc.

Pace Analytical Services, Inc.
1700 Elm Street - Suite 200
Minneapolis, MN 55414

Tel: 612-607-1700
Fax: 612- 607-6444

Method 1668A Polychlorobiphenyl
Sample Analysis Results

Client Sample ID TWBD41506-02L-1209-01
Lab Sample ID 60209116002
Filename P151223B_10

IUPAC	Co-elutions	RT	Ratio	Concentration ng/L		EMPC ng/L	EML ng/L
1		---	---	ND		---	0.0600
2		---	---	ND		---	0.0600
3		---	---	ND		---	0.0600
4		---	---	ND		---	0.0600
5		---	---	ND		---	0.0600
6		---	---	ND		---	0.0600
7		---	---	ND		---	0.0600
8		14.257	1.41	0.0709		---	0.0600
9		---	---	ND		---	0.0600
10		---	---	ND		---	0.0600
11		17.060	1.47	0.175	B	---	0.0600
12	12/13	---	---	ND		---	0.120
13	12/13	---	---	ND		---	0.120
14		---	---	ND		---	0.0600
15		---	---	ND		---	0.0600
16		---	---	ND		---	0.0600
17		---	---	ND		---	0.0600
18	18/30	---	---	ND		---	0.120
19		---	---	ND		---	0.0600
20	20/28	---	---	ND		---	0.120
21	21/33	---	---	ND		---	0.120
22		---	---	ND		---	0.0600
23		---	---	ND		---	0.0600
24		---	---	ND		---	0.0600
25		---	---	ND		---	0.0600
26	26/29	---	---	ND		---	0.120
27		---	---	ND		---	0.0600
28	20/28	---	---	ND		---	0.120
29	26/29	---	---	ND		---	0.120
30	18/30	---	---	ND		---	0.120
31		20.766	1.06	0.0768		---	0.0600
32		---	---	ND		---	0.0600
33	21/33	---	---	ND		---	0.120
34		---	---	ND		---	0.0600
35		---	---	ND		---	0.0600
36		---	---	ND		---	0.0600
37		---	---	ND		---	0.0600
38		---	---	ND		---	0.0600
39		---	---	ND		---	0.0600
40	40/41/71	---	---	ND		---	0.180
41	40/41/71	---	---	ND		---	0.180
42		---	---	ND		---	0.0600
43	43/73	---	---	ND		---	0.120
44	44/47/65	---	---	ND		---	0.180
45	45/51	---	---	ND		---	0.120
46		---	---	ND		---	0.0600
47	44/47/65	---	---	ND		---	0.180
48		---	---	ND		---	0.0600

Conc = Concentration
EML =Method Specified Reporting Limit (1668A)
EMPC = Estimated Maximum Possible Concentration
A = Limit of Detection based on signal to noise
B = Less than 10 times higher than method blank level
R = Recovery outside of Method 1668A control limits
Nn = Value obtained from additional analyses

ND = Not Detected
NA = Not Applicable
NC = Not Calculated
* = See Discussion
X = Outside QC Limits
RT = Retention Time
I = Interference
ng's = Nanograms

REPORT OF LABORATORY ANALYSIS

This report shall not be reproduced, except in full,
without the written consent of Pace Analytical Services, Inc.

Pace Analytical Services, Inc.
1700 Elm Street - Suite 200
Minneapolis, MN 55414

Tel: 612-607-1700
Fax: 612- 607-6444

Method 1668A Polychlorobiphenyl
Sample Analysis Results

Client Sample ID TWBD41506-02L-1209-01
Lab Sample ID 60209116002
Filename P151223B_10

IUPAC	Co-elutions	RT	Ratio	Concentration ng/L	EMPC ng/L	EML ng/L
49	49/69	---	---	ND	---	0.120
50	50/53	---	---	ND	---	0.120
51	45/51	---	---	ND	---	0.120
52		---	---	ND	---	0.0600
53	50/53	---	---	ND	---	0.120
54		---	---	ND	---	0.0600
55		---	---	ND	---	0.0600
56		---	---	ND	---	0.0600
57		---	---	ND	---	0.0600
58		---	---	ND	---	0.0600
59	59/62/75	---	---	ND	---	0.180
60		---	---	ND	---	0.0600
61	61/70/74/76	---	---	ND	---	0.240
62	59/62/75	---	---	ND	---	0.180
63		---	---	ND	---	0.0600
64		---	---	ND	---	0.0600
65	44/47/65	---	---	ND	---	0.180
66		---	---	ND	---	0.0600
67		---	---	ND	---	0.0600
68		---	---	ND	---	0.0600
69	49/69	---	---	ND	---	0.120
70	61/70/74/76	---	---	ND	---	0.240
71	40/41/71	---	---	ND	---	0.180
72		---	---	ND	---	0.0600
73	43/73	---	---	ND	---	0.120
74	61/70/74/76	---	---	ND	---	0.240
75	59/62/75	---	---	ND	---	0.180
76	61/70/74/76	---	---	ND	---	0.240
77		---	---	ND	---	0.0600
78		---	---	ND	---	0.0600
79		---	---	ND	---	0.0600
80		---	---	ND	---	0.0600
81		---	---	ND	---	0.0600
82		---	---	ND	---	0.0600
83		---	---	ND	---	0.0600
84		---	---	ND	---	0.0600
85	85/116/117	---	---	ND	---	0.180
86	86/87/97/108/119/125	---	---	ND	---	0.360
87	86/87/97/108/119/125	---	---	ND	---	0.360
88	88/91	---	---	ND	---	0.120
89		---	---	ND	---	0.0600
90	90/101/113	---	---	ND	---	0.180
91	88/91	---	---	ND	---	0.120
92		---	---	ND	---	0.0600
93	93/98/100/102	---	---	ND	---	0.240
94		---	---	ND	---	0.0600
95		---	---	ND	---	0.0600
96		---	---	ND	---	0.0600

Conc = Concentration
EML =Method Specified Reporting Limit (1668A)
EMPC = Estimated Maximum Possible Concentration
A = Limit of Detection based on signal to noise
B = Less than 10 times higher than method blank level
R = Recovery outside of Method 1668A control limits
Nn = Value obtained from additional analyses

ND = Not Detected
NA = Not Applicable
NC = Not Calculated
* = See Discussion
X = Outside QC Limits
RT = Retention Time
I = Interference
ng's = Nanograms

REPORT OF LABORATORY ANALYSIS

This report shall not be reproduced, except in full,
without the written consent of Pace Analytical Services, Inc.

Pace Analytical Services, Inc.
1700 Elm Street - Suite 200
Minneapolis, MN 55414

Tel: 612-607-1700
Fax: 612- 607-6444

Method 1668A Polychlorobiphenyl
Sample Analysis Results

Client Sample ID TWBD41506-02L-1209-01
Lab Sample ID 60209116002
Filename P151223B_10

IUPAC	Co-elutions	RT	Ratio	Concentration ng/L	EMPC ng/L	EML ng/L
97	86/87/97/108/119/125	---	---	ND	---	0.360
98	93/98/100/102	---	---	ND	---	0.240
99		---	---	ND	---	0.0600
100	93/98/100/102	---	---	ND	---	0.240
101	90/101/113	---	---	ND	---	0.180
102	93/98/100/102	---	---	ND	---	0.240
103		---	---	ND	---	0.0600
104		---	---	ND	---	0.0600
105		---	---	ND	---	0.0600
106		---	---	ND	---	0.0600
107	107/124	---	---	ND	---	0.120
108	86/87/97/108/119/125	---	---	ND	---	0.360
109		---	---	ND	---	0.0600
110	110/115	---	---	ND	---	0.120
111		---	---	ND	---	0.0600
112		---	---	ND	---	0.0600
113	90/101/113	---	---	ND	---	0.180
114		---	---	ND	---	0.0600
115	110/115	---	---	ND	---	0.120
116	85/116/117	---	---	ND	---	0.180
117	85/116/117	---	---	ND	---	0.180
118		---	---	ND	---	0.0600
119	86/87/97/108/119/125	---	---	ND	---	0.360
120		---	---	ND	---	0.0600
121		---	---	ND	---	0.0600
122		---	---	ND	---	0.0600
123		---	---	ND	---	0.0600
124	107/124	---	---	ND	---	0.120
125	86/87/97/108/119/125	---	---	ND	---	0.360
126		---	---	ND	---	0.0600
127		---	---	ND	---	0.0600
128	128/166	---	---	ND	---	0.120
129	129/138/163	---	---	ND	---	0.180
130		---	---	ND	---	0.0600
131		---	---	ND	---	0.0600
132		---	---	ND	---	0.0600
133		---	---	ND	---	0.0600
134	134/143	---	---	ND	---	0.120
135	135/151	---	---	ND	---	0.120
136		---	---	ND	---	0.0600
137		---	---	ND	---	0.0600
138	129/138/163	---	---	ND	---	0.180
139	139/140	---	---	ND	---	0.120
140	139/140	---	---	ND	---	0.120
141		---	---	ND	---	0.0600
142		---	---	ND	---	0.0600
143	134/143	---	---	ND	---	0.120
144		---	---	ND	---	0.0600

Conc = Concentration
EML =Method Specified Reporting Limit (1668A)
EMPC = Estimated Maximum Possible Concentration
A = Limit of Detection based on signal to noise
B = Less than 10 times higher than method blank level
R = Recovery outside of Method 1668A control limits
Nn = Value obtained from additional analyses

ND = Not Detected
NA = Not Applicable
NC = Not Calculated
* = See Discussion
X = Outside QC Limits
RT = Retention Time
I = Interference
ng's = Nanograms

REPORT OF LABORATORY ANALYSIS

This report shall not be reproduced, except in full,
without the written consent of Pace Analytical Services, Inc.

Pace Analytical Services, Inc.
1700 Elm Street - Suite 200
Minneapolis, MN 55414

Tel: 612-607-1700
Fax: 612- 607-6444

Method 1668A Polychlorobiphenyl
Sample Analysis Results

Client Sample ID TWBD41506-02L-1209-01
Lab Sample ID 60209116002
Filename P151223B_10

IUPAC	Co-elutions	RT	Ratio	Concentration ng/L	EMPC ng/L	EML ng/L
145		---	---	ND	---	0.0600
146		---	---	ND	---	0.0600
147	147/149	---	---	ND	---	0.120
148		---	---	ND	---	0.0600
149	147/149	---	---	ND	---	0.120
150		---	---	ND	---	0.0600
151	135/151	---	---	ND	---	0.120
152		---	---	ND	---	0.0600
153	153/168	---	---	ND	---	0.120
154		---	---	ND	---	0.0600
155		---	---	ND	---	0.0600
156	156/157	---	---	ND	---	0.120
157	156/157	---	---	ND	---	0.120
158		---	---	ND	---	0.0600
159		---	---	ND	---	0.0600
160		---	---	ND	---	0.0600
161		---	---	ND	---	0.0600
162		---	---	ND	---	0.0600
163	129/138/163	---	---	ND	---	0.180
164		---	---	ND	---	0.0600
165		---	---	ND	---	0.0600
166	128/166	---	---	ND	---	0.120
167		---	---	ND	---	0.0600
168	153/168	---	---	ND	---	0.120
169		---	---	ND	---	0.0600
170		---	---	ND	---	0.0600
171	171/173	---	---	ND	---	0.120
172		---	---	ND	---	0.0600
173	171/173	---	---	ND	---	0.120
174		---	---	ND	---	0.0600
175		---	---	ND	---	0.0600
176		---	---	ND	---	0.0600
177		---	---	ND	---	0.0600
178		---	---	ND	---	0.0600
179		---	---	ND	---	0.0600
180	180/193	---	---	ND	---	0.120
181		---	---	ND	---	0.0600
182		---	---	ND	---	0.0600
183	183/185	---	---	ND	---	0.120
184		---	---	ND	---	0.0600
185	183/185	---	---	ND	---	0.120
186		---	---	ND	---	0.0600
187		---	---	ND	---	0.0600
188		---	---	ND	---	0.0600
189		---	---	ND	---	0.0600
190		---	---	ND	---	0.0600
191		---	---	ND	---	0.0600
192		---	---	ND	---	0.0600

Conc = Concentration
EML =Method Specified Reporting Limit (1668A)
EMPC = Estimated Maximum Possible Concentration
A = Limit of Detection based on signal to noise
B = Less than 10 times higher than method blank level
R = Recovery outside of Method 1668A control limits
Nn = Value obtained from additional analyses

ND = Not Detected
NA = Not Applicable
NC = Not Calculated
* = See Discussion
X = Outside QC Limits
RT = Retention Time
I = Interference
ng's = Nanograms

REPORT OF LABORATORY ANALYSIS

This report shall not be reproduced, except in full,
without the written consent of Pace Analytical Services, Inc.

Pace Analytical Services, Inc.
1700 Elm Street - Suite 200
Minneapolis, MN 55414

Tel: 612-607-1700
Fax: 612- 607-6444

Method 1668A Polychlorobiphenyl
Sample Analysis Results

Client Sample ID TWBD41506-02L-1209-01
Lab Sample ID 60209116002
Filename P151223B_10

IUPAC	Co-elutions	RT	Ratio	Concentration ng/L	EMPC ng/L	EML ng/L
193	180/193	---	---	ND	---	0.120
194		---	---	ND	---	0.0600
195		---	---	ND	---	0.0600
196		---	---	ND	---	0.0600
197	197/200	---	---	ND	---	0.120
198	198/199	---	---	ND	---	0.120
199	198/199	---	---	ND	---	0.120
200	197/200	---	---	ND	---	0.120
201		---	---	ND	---	0.0600
202		---	---	ND	---	0.0600
203		---	---	ND	---	0.0600
204		---	---	ND	---	0.0600
205		---	---	ND	---	0.0600
206		---	---	ND	---	0.0600
207		---	---	ND	---	0.0600
208		---	---	ND	---	0.0600
209		---	---	ND	---	0.0600

Conc = Concentration
EML =Method Specified Reporting Limit (1668A)
EMPC = Estimated Maximum Possible Concentration
A = Limit of Detection based on signal to noise
B = Less than 10 times higher than method blank level
R = Recovery outside of Method 1668A control limits
Nn = Value obtained from additional analyses

ND = Not Detected
NA = Not Applicable
NC = Not Calculated
* = See Discussion
X = Outside QC Limits
RT = Retention Time
I = Interference
ng's = Nanograms

REPORT OF LABORATORY ANALYSIS

This report shall not be reproduced, except in full,
without the written consent of Pace Analytical Services, Inc.

Pace Analytical Services, Inc.
1700 Elm Street - Suite 200
Minneapolis, MN 55414

Tel: 612-607-1700
Fax: 612- 607-6444

Method 1668A Polychlorobiphenyl
Sample Analysis Results

Client Sample ID	TWBD41506-02L-1209-01
Lab Sample ID	60209116002
Filename	P151223B_10

Congener Group	Concentration ng/L
Total Monochloro Biphenyls	ND
Total Dichloro Biphenyls	0.246
Total Trichloro Biphenyls	0.0768
Total Tetrachloro Biphenyls	ND
Total Pentachloro Biphenyls	ND
Total Hexachloro Biphenyls	ND
Total Heptachloro Biphenyls	ND
Total Octachloro Biphenyls	ND
Total Nonachloro Biphenyls	ND
Decachloro Biphenyls	ND
Total PCBs	0.323

ND = Not Detected

REPORT OF LABORATORY ANALYSIS

This report shall not be reproduced, except in full,
without the written consent of Pace Analytical Services, Inc.

Pace Analytical Services, Inc.
1700 Elm Street - Suite 200
Minneapolis, MN 55414

Tel: 612-607-1700
Fax: 612- 607-6444

Method 1668A Polychlorobiphenyl Sample Analysis Results

Client - PACE Kansas

Client's Sample ID	TWBD41506-04L-1209-01		
Lab Sample ID	60209116003		
Filename	P151223B_11		
Injected By	BAL		
Total Amount Extracted	983 mL	Matrix	Water
% Moisture	NA	Dilution	5
Dry Weight Extracted	NA	Collected	12/09/2015 13:31
ICAL ID	P151223B02	Received	12/11/2015 09:50
CCal Filename(s)	P151223B_01	Extracted	12/18/2015 13:40
Method Blank ID	BLANK-48204	Analyzed	12/24/2015 07:10

PCB Isomer	IUPAC	RT	Ratio	ng's Added	ng's Found	% Recovery	
Labeled Analytes							
13C-2-MoCB	1	8.208	2.56	2.0	0.173	9	IR
13C-4-MoCB	3	10.736	3.06	2.0	0.533	27	
13C-2,2'-DiCB	4	11.000	1.55	2.0	0.564	28	
13C-4,4'-DiCB	15	17.744	1.52	2.0	1.26	63	
13C-2,2',6-TrCB	19	14.581	1.03	2.0	0.914	46	
13C-3,4,4'-TrCB	37	25.503	1.05	2.0	1.34	67	
13C-2,2',6,6'-TeCB	54	18.022	0.77	2.0	1.17	58	
13C-3,4,4',5-TeCB	81	32.753	0.75	2.0	1.59	79	
13C-3,3',4,4'-TeCB	77	33.357	0.79	2.0	1.54	77	
13C-2,2',4,6,6'-PeCB	104	24.094	1.65	2.0	1.42	71	
13C-2,3,3',4,4'-PeCB	105	37.036	1.55	2.0	1.41	70	
13C-2,3,4,4',5-PeCB	114	36.348	1.55	2.0	1.42	71	
13C-2,3',4,4',5-PeCB	118	35.795	1.57	2.0	1.42	71	
13C-2,3',4,4',5'-PeCB	123	35.443	1.57	2.0	1.43	72	
13C-3,3',4,4',5-PeCB	126	40.323	1.63	2.0	1.52	76	
13C-2,2',4,4',6,6'-HxCB	155	30.221	1.28	2.0	1.85	92	
13C-HxCB (156/157)	156/157	43.481	1.29	4.0	2.96	74	
13C-2,3',4,4',5,5'-HxCB	167	42.257	1.24	2.0	1.49	75	
13C-3,3',4,4',5,5'-HxCB	169	46.903	1.17	2.0	1.53	77	
13C-2,2',3,4',5,6,6'-HpCB	188	36.281	1.04	2.0	1.73	87	
13C-2,3,3',4,4',5,5'-HpCB	189	49.527	1.10	2.0	1.57	79	
13C-2,2',3,3',5,5',6,6'-OcCB	202	41.938	0.89	2.0	1.90	95	
13C-2,3,3',4,4',5,5',6-OcCB	205	52.200	0.89	2.0	1.67	83	
13C-2,2',3,3',4,4',5,5',6-NoCB	206	53.968	0.80	2.0	1.70	85	
13C-2,2',3,3',4,5,5',6,6'-NoCB	208	48.945	0.80	2.0	1.75	88	
13C--DeCB	209	55.714	0.65	2.0	2.11	105	
Cleanup Standards							
13C-2,4,4'-TrCB	28	21.092	1.06	2.0	1.38	69	
13C-2,3,3',5,5'-PeCB	111	33.357	1.60	2.0	1.61	80	
13C-2,2',3,3',5,5',6-HpCB	178	39.518	1.03	2.0	2.01	100	
Recovery Standards							
13C-2,5-DiCB	9	13.287	1.59	2.0	NA	NA	
13C-2,2',5,5'-TeCB	52	23.071	0.78	2.0	NA	NA	
13C-2,2',4,5,5'-PeCB	101	30.472	1.60	2.0	NA	NA	
13C-2,2',3,4,4',5'-HxCB	138	39.049	1.24	2.0	NA	NA	
13C-2,2',3,3',4,4',5,5'-OcCB	194	51.704	0.90	2.0	NA	NA	

Conc = Concentration
EML =Method Specified Reporting Limit (1668A)
EMPC = Estimated Maximum Possible Concentration
A = Limit of Detection based on signal to noise
B = Less than 10 times higher than method blank level
R = Recovery outside of Method 1668A control limits
Nn = Value obtained from additional analyses

ND = Not Detected
NA = Not Applicable
NC = Not Calculated
* = See Discussion
X = Outside QC Limits
RT = Retention Time
I = Interference
ng's = Nanograms

REPORT OF LABORATORY ANALYSIS

This report shall not be reproduced, except in full,
without the written consent of Pace Analytical Services, Inc.

Pace Analytical Services, Inc.
1700 Elm Street - Suite 200
Minneapolis, MN 55414

Tel: 612-607-1700
Fax: 612- 607-6444

Method 1668A Polychlorobiphenyl
Sample Analysis Results

Client Sample ID TWBD41506-04L-1209-01
Lab Sample ID 60209116003
Filename P151223B_11

IUPAC	Co-elutions	RT	Ratio	Concentration ng/L	EMPC ng/L	EML ng/L
1		---	---	ND	---	0.0600
2		---	---	ND	---	0.0600
3		---	---	ND	---	0.0600
4		---	---	ND	---	0.0600
5		---	---	ND	---	0.0600
6		---	---	ND	---	0.0600
7		---	---	ND	---	0.0600
8		---	---	ND	---	0.0600
9		---	---	ND	---	0.0600
10		---	---	ND	---	0.0600
11		17.061	1.44	0.166 B	---	0.0600
12	12/13	---	---	ND	---	0.120
13	12/13	---	---	ND	---	0.120
14		---	---	ND	---	0.0600
15		---	---	ND	---	0.0600
16		---	---	ND	---	0.0600
17		---	---	ND	---	0.0600
18	18/30	---	---	ND	---	0.120
19		---	---	ND	---	0.0600
20	20/28	---	---	ND	---	0.120
21	21/33	---	---	ND	---	0.120
22		---	---	ND	---	0.0600
23		---	---	ND	---	0.0600
24		---	---	ND	---	0.0600
25		---	---	ND	---	0.0600
26	26/29	---	---	ND	---	0.120
27		---	---	ND	---	0.0600
28	20/28	---	---	ND	---	0.120
29	26/29	---	---	ND	---	0.120
30	18/30	---	---	ND	---	0.120
31		---	---	ND	---	0.0600
32		---	---	ND	---	0.0600
33	21/33	---	---	ND	---	0.120
34		---	---	ND	---	0.0600
35		---	---	ND	---	0.0600
36		---	---	ND	---	0.0600
37		---	---	ND	---	0.0600
38		---	---	ND	---	0.0600
39		---	---	ND	---	0.0600
40	40/41/71	---	---	ND	---	0.180
41	40/41/71	---	---	ND	---	0.180
42		---	---	ND	---	0.0600
43	43/73	---	---	ND	---	0.120
44	44/47/65	---	---	ND	---	0.180
45	45/51	---	---	ND	---	0.120
46		---	---	ND	---	0.0600
47	44/47/65	---	---	ND	---	0.180
48		---	---	ND	---	0.0600

Conc = Concentration
EML =Method Specified Reporting Limit (1668A)
EMPC = Estimated Maximum Possible Concentration
A = Limit of Detection based on signal to noise
B = Less than 10 times higher than method blank level
R = Recovery outside of Method 1668A control limits
Nn = Value obtained from additional analyses

ND = Not Detected
NA = Not Applicable
NC = Not Calculated
* = See Discussion
X = Outside QC Limits
RT = Retention Time
I = Interference
ng's = Nanograms

REPORT OF LABORATORY ANALYSIS

This report shall not be reproduced, except in full,
without the written consent of Pace Analytical Services, Inc.

Pace Analytical Services, Inc.
1700 Elm Street - Suite 200
Minneapolis, MN 55414

Tel: 612-607-1700
Fax: 612- 607-6444

Method 1668A Polychlorobiphenyl
Sample Analysis Results

Client Sample ID TWBD41506-04L-1209-01
Lab Sample ID 60209116003
Filename P151223B_11

IUPAC	Co-elutions	RT	Ratio	Concentration ng/L	EMPC ng/L	EML ng/L
49	49/69	---	---	ND	---	0.120
50	50/53	---	---	ND	---	0.120
51	45/51	---	---	ND	---	0.120
52		---	---	ND	---	0.0600
53	50/53	---	---	ND	---	0.120
54		---	---	ND	---	0.0600
55		---	---	ND	---	0.0600
56		---	---	ND	---	0.0600
57		---	---	ND	---	0.0600
58		---	---	ND	---	0.0600
59	59/62/75	---	---	ND	---	0.180
60		---	---	ND	---	0.0600
61	61/70/74/76	---	---	ND	---	0.240
62	59/62/75	---	---	ND	---	0.180
63		---	---	ND	---	0.0600
64		---	---	ND	---	0.0600
65	44/47/65	---	---	ND	---	0.180
66		---	---	ND	---	0.0600
67		---	---	ND	---	0.0600
68		---	---	ND	---	0.0600
69	49/69	---	---	ND	---	0.120
70	61/70/74/76	---	---	ND	---	0.240
71	40/41/71	---	---	ND	---	0.180
72		---	---	ND	---	0.0600
73	43/73	---	---	ND	---	0.120
74	61/70/74/76	---	---	ND	---	0.240
75	59/62/75	---	---	ND	---	0.180
76	61/70/74/76	---	---	ND	---	0.240
77		---	---	ND	---	0.0600
78		---	---	ND	---	0.0600
79		---	---	ND	---	0.0600
80		---	---	ND	---	0.0600
81		---	---	ND	---	0.0600
82		---	---	ND	---	0.0600
83		---	---	ND	---	0.0600
84		---	---	ND	---	0.0600
85	85/116/117	---	---	ND	---	0.180
86	86/87/97/108/119/125	---	---	ND	---	0.360
87	86/87/97/108/119/125	---	---	ND	---	0.360
88	88/91	---	---	ND	---	0.120
89		---	---	ND	---	0.0600
90	90/101/113	---	---	ND	---	0.180
91	88/91	---	---	ND	---	0.120
92		---	---	ND	---	0.0600
93	93/98/100/102	---	---	ND	---	0.240
94		---	---	ND	---	0.0600
95		---	---	ND	---	0.0600
96		---	---	ND	---	0.0600

Conc = Concentration
EML =Method Specified Reporting Limit (1668A)
EMPC = Estimated Maximum Possible Concentration
A = Limit of Detection based on signal to noise
B = Less than 10 times higher than method blank level
R = Recovery outside of Method 1668A control limits
Nn = Value obtained from additional analyses

ND = Not Detected
NA = Not Applicable
NC = Not Calculated
* = See Discussion
X = Outside QC Limits
RT = Retention Time
I = Interference
ng's = Nanograms

REPORT OF LABORATORY ANALYSIS

This report shall not be reproduced, except in full,
without the written consent of Pace Analytical Services, Inc.

Pace Analytical Services, Inc.
1700 Elm Street - Suite 200
Minneapolis, MN 55414

Tel: 612-607-1700
Fax: 612- 607-6444

Method 1668A Polychlorobiphenyl
Sample Analysis Results

Client Sample ID TWBD41506-04L-1209-01
Lab Sample ID 60209116003
Filename P151223B_11

IUPAC	Co-elutions	RT	Ratio	Concentration ng/L	EMPC ng/L	EML ng/L
97	86/87/97/108/119/125	---	---	ND	---	0.360
98	93/98/100/102	---	---	ND	---	0.240
99		---	---	ND	---	0.0600
100	93/98/100/102	---	---	ND	---	0.240
101	90/101/113	---	---	ND	---	0.180
102	93/98/100/102	---	---	ND	---	0.240
103		---	---	ND	---	0.0600
104		---	---	ND	---	0.0600
105		---	---	ND	---	0.0600
106		---	---	ND	---	0.0600
107	107/124	---	---	ND	---	0.120
108	86/87/97/108/119/125	---	---	ND	---	0.360
109		---	---	ND	---	0.0600
110	110/115	---	---	ND	---	0.120
111		---	---	ND	---	0.0600
112		---	---	ND	---	0.0600
113	90/101/113	---	---	ND	---	0.180
114		---	---	ND	---	0.0600
115	110/115	---	---	ND	---	0.120
116	85/116/117	---	---	ND	---	0.180
117	85/116/117	---	---	ND	---	0.180
118		---	---	ND	---	0.0600
119	86/87/97/108/119/125	---	---	ND	---	0.360
120		---	---	ND	---	0.0600
121		---	---	ND	---	0.0600
122		---	---	ND	---	0.0600
123		---	---	ND	---	0.0600
124	107/124	---	---	ND	---	0.120
125	86/87/97/108/119/125	---	---	ND	---	0.360
126		---	---	ND	---	0.0600
127		---	---	ND	---	0.0600
128	128/166	---	---	ND	---	0.120
129	129/138/163	---	---	ND	---	0.180
130		---	---	ND	---	0.0600
131		---	---	ND	---	0.0600
132		---	---	ND	---	0.0600
133		---	---	ND	---	0.0600
134	134/143	---	---	ND	---	0.120
135	135/151	---	---	ND	---	0.120
136		---	---	ND	---	0.0600
137		---	---	ND	---	0.0600
138	129/138/163	---	---	ND	---	0.180
139	139/140	---	---	ND	---	0.120
140	139/140	---	---	ND	---	0.120
141		---	---	ND	---	0.0600
142		---	---	ND	---	0.0600
143	134/143	---	---	ND	---	0.120
144		---	---	ND	---	0.0600

Conc = Concentration
EML =Method Specified Reporting Limit (1668A)
EMPC = Estimated Maximum Possible Concentration
A = Limit of Detection based on signal to noise
B = Less than 10 times higher than method blank level
R = Recovery outside of Method 1668A control limits
Nn = Value obtained from additional analyses

ND = Not Detected
NA = Not Applicable
NC = Not Calculated
* = See Discussion
X = Outside QC Limits
RT = Retention Time
I = Interference
ng's = Nanograms

REPORT OF LABORATORY ANALYSIS

This report shall not be reproduced, except in full,
without the written consent of Pace Analytical Services, Inc.

Pace Analytical Services, Inc.
1700 Elm Street - Suite 200
Minneapolis, MN 55414

Tel: 612-607-1700
Fax: 612- 607-6444

Method 1668A Polychlorobiphenyl
Sample Analysis Results

Client Sample ID TWBD41506-04L-1209-01
Lab Sample ID 60209116003
Filename P151223B_11

IUPAC	Co-elutions	RT	Ratio	Concentration ng/L	EMPC ng/L	EML ng/L
145		---	---	ND	---	0.0600
146		---	---	ND	---	0.0600
147	147/149	---	---	ND	---	0.120
148		---	---	ND	---	0.0600
149	147/149	---	---	ND	---	0.120
150		---	---	ND	---	0.0600
151	135/151	---	---	ND	---	0.120
152		---	---	ND	---	0.0600
153	153/168	---	---	ND	---	0.120
154		---	---	ND	---	0.0600
155		---	---	ND	---	0.0600
156	156/157	---	---	ND	---	0.120
157	156/157	---	---	ND	---	0.120
158		---	---	ND	---	0.0600
159		---	---	ND	---	0.0600
160		---	---	ND	---	0.0600
161		---	---	ND	---	0.0600
162		---	---	ND	---	0.0600
163	129/138/163	---	---	ND	---	0.180
164		---	---	ND	---	0.0600
165		---	---	ND	---	0.0600
166	128/166	---	---	ND	---	0.120
167		---	---	ND	---	0.0600
168	153/168	---	---	ND	---	0.120
169		---	---	ND	---	0.0600
170		---	---	ND	---	0.0600
171	171/173	---	---	ND	---	0.120
172		---	---	ND	---	0.0600
173	171/173	---	---	ND	---	0.120
174		---	---	ND	---	0.0600
175		---	---	ND	---	0.0600
176		---	---	ND	---	0.0600
177		---	---	ND	---	0.0600
178		---	---	ND	---	0.0600
179		---	---	ND	---	0.0600
180	180/193	---	---	ND	---	0.120
181		---	---	ND	---	0.0600
182		---	---	ND	---	0.0600
183	183/185	---	---	ND	---	0.120
184		---	---	ND	---	0.0600
185	183/185	---	---	ND	---	0.120
186		---	---	ND	---	0.0600
187		---	---	ND	---	0.0600
188		---	---	ND	---	0.0600
189		---	---	ND	---	0.0600
190		---	---	ND	---	0.0600
191		---	---	ND	---	0.0600
192		---	---	ND	---	0.0600

Conc = Concentration
EML =Method Specified Reporting Limit (1668A)
EMPC = Estimated Maximum Possible Concentration
A = Limit of Detection based on signal to noise
B = Less than 10 times higher than method blank level
R = Recovery outside of Method 1668A control limits
Nn = Value obtained from additional analyses

ND = Not Detected
NA = Not Applicable
NC = Not Calculated
* = See Discussion
X = Outside QC Limits
RT = Retention Time
I = Interference
ng's = Nanograms

REPORT OF LABORATORY ANALYSIS

This report shall not be reproduced, except in full,
without the written consent of Pace Analytical Services, Inc.

Pace Analytical Services, Inc.
1700 Elm Street - Suite 200
Minneapolis, MN 55414

Tel: 612-607-1700
Fax: 612- 607-6444

Method 1668A Polychlorobiphenyl
Sample Analysis Results

Client Sample ID TWBD41506-04L-1209-01
Lab Sample ID 60209116003
Filename P151223B_11

IUPAC	Co-elutions	RT	Ratio	Concentration ng/L	EMPC ng/L	EML ng/L
193	180/193	---	---	ND	---	0.120
194		---	---	ND	---	0.0600
195		---	---	ND	---	0.0600
196		---	---	ND	---	0.0600
197	197/200	---	---	ND	---	0.120
198	198/199	---	---	ND	---	0.120
199	198/199	---	---	ND	---	0.120
200	197/200	---	---	ND	---	0.120
201		---	---	ND	---	0.0600
202		---	---	ND	---	0.0600
203		---	---	ND	---	0.0600
204		---	---	ND	---	0.0600
205		---	---	ND	---	0.0600
206		---	---	ND	---	0.0600
207		---	---	ND	---	0.0600
208		---	---	ND	---	0.0600
209		---	---	ND	---	0.0600

Conc = Concentration
EML =Method Specified Reporting Limit (1668A)
EMPC = Estimated Maximum Possible Concentration
A = Limit of Detection based on signal to noise
B = Less than 10 times higher than method blank level
R = Recovery outside of Method 1668A control limits
Nn = Value obtained from additional analyses

ND = Not Detected
NA = Not Applicable
NC = Not Calculated
* = See Discussion
X = Outside QC Limits
RT = Retention Time
I = Interference
ng's = Nanograms

REPORT OF LABORATORY ANALYSIS

This report shall not be reproduced, except in full,
without the written consent of Pace Analytical Services, Inc.

Pace Analytical Services, Inc.
1700 Elm Street - Suite 200
Minneapolis, MN 55414

Tel: 612-607-1700
Fax: 612- 607-6444

Method 1668A Polychlorobiphenyl
Sample Analysis Results

Client Sample ID	TWBD41506-04L-1209-01
Lab Sample ID	60209116003
Filename	P151223B_11

Congener Group	Concentration ng/L
Total Monochloro Biphenyls	ND
Total Dichloro Biphenyls	0.166
Total Trichloro Biphenyls	ND
Total Tetrachloro Biphenyls	ND
Total Pentachloro Biphenyls	ND
Total Hexachloro Biphenyls	ND
Total Heptachloro Biphenyls	ND
Total Octachloro Biphenyls	ND
Total Nonachloro Biphenyls	ND
Decachloro Biphenyls	ND
Total PCBs	0.166

ND = Not Detected

REPORT OF LABORATORY ANALYSIS

This report shall not be reproduced, except in full,
without the written consent of Pace Analytical Services, Inc.

Pace Analytical Services, Inc.
1700 Elm Street - Suite 200
Minneapolis, MN 55414

Tel: 612-607-1700
Fax: 612- 607-6444

Method 1668A Polychlorobiphenyl
Blank Analysis Results

Lab Sample ID	BLANK-48204		
Filename	P151223A_08		
Injected By	BAL	Matrix	Water
Total Amount Extracted	1040 mL	Extracted	12/18/2015 13:40
ICAL ID	P151223A05	Analyzed	12/23/2015 15:23
CCal Filename(s)	P151223A_01	Dilution	5

PCB Isomer	IUPAC	RT	Ratio	ng's Added	ng's Found	% Recovery	
Labeled Analytes							
13C-2-MoCB	1	8.232	2.89	2.0	0.303	15	R
13C-4-MoCB	3	10.772	2.95	2.0	0.630	32	
13C-2,2'-DiCB	4	11.036	1.56	2.0	0.690	34	
13C-4,4'-DiCB	15	17.816	1.58	2.0	1.18	59	
13C-2,2',6-TrCB	19	14.605	1.13	2.0	0.899	45	
13C-3,4,4'-TrCB	37	25.569	1.07	2.0	1.30	65	
13C-2,2',6,6'-TeCB	54	18.090	0.82	2.0	1.19	59	
13C-3,4,4',5-TeCB	81	32.819	0.78	2.0	1.45	73	
13C-3,3',4,4'-TeCB	77	33.440	0.78	2.0	1.46	73	
13C-2,2',4,6,6'-PeCB	104	24.161	1.59	2.0	1.34	67	
13C-2,3,3',4,4'-PeCB	105	37.118	1.51	2.0	1.33	66	
13C-2,3,4,4',5-PeCB	114	36.447	1.56	2.0	1.32	66	
13C-2,3',4,4',5-PeCB	118	35.860	1.54	2.0	1.33	66	
13C-2,3',4,4',5'-PeCB	123	35.508	1.55	2.0	1.33	67	
13C-3,3',4,4',5-PeCB	126	40.405	1.61	2.0	1.38	69	
13C-2,2',4,4',6,6'-HxCB	155	30.287	1.23	2.0	1.71	85	
13C-HxCB (156/157)	156/157	43.563	1.26	4.0	2.79	70	
13C-2,3',4,4',5,5'-HxCB	167	42.322	1.32	2.0	1.37	68	
13C-3,3',4,4',5,5'-HxCB	169	47.001	1.20	2.0	1.41	70	
13C-2,2',3,4',5,6,6'-HpCB	188	36.363	1.00	2.0	1.67	84	
13C-2,3,3',4,4',5,5'-HpCB	189	49.589	1.05	2.0	1.48	74	
13C-2,2',3,3',5,5',6,6'-OcCB	202	42.020	0.91	2.0	1.79	90	
13C-2,3,3',4,4',5,5',6-OcCB	205	52.262	0.88	2.0	1.59	79	
13C-2,2',3,3',4,4',5,5',6-NoCB	206	54.051	0.77	2.0	1.66	83	
13C-2,2',3,3',4,5,5',6,6'-NoCB	208	49.028	0.76	2.0	1.60	80	
13C--DeCB	209	55.797	0.70	2.0	1.97	99	
Cleanup Standards							
13C-2,4,4'-TrCB	28	21.176	1.05	2.0	1.46	73	
13C-2,3,3',5,5'-PeCB	111	33.440	1.62	2.0	1.53	76	
13C-2,2',3,3',5,5',6-HpCB	178	39.600	1.03	2.0	1.94	97	
Recovery Standards							
13C-2,5-DiCB	9	13.335	1.55	2.0	NA	NA	
13C-2,2',5,5'-TeCB	52	23.154	0.80	2.0	NA	NA	
13C-2,2',4,5,5'-PeCB	101	30.556	1.63	2.0	NA	NA	
13C-2,2',3,4,4',5'-HxCB	138	39.131	1.25	2.0	NA	NA	
13C-2,2',3,3',4,4',5,5'-OcCB	194	51.766	0.91	2.0	NA	NA	

Conc = Concentration
EML =Method Specified Reporting Limit (1668A)
EMPC = Estimated Maximum Possible Concentration
A = Limit of Detection based on signal to noise
B = Less than 10 times higher than method blank level
R = Recovery outside of Method 1668A control limits
Nn = Value obtained from additional analyses

ND = Not Detected
NA = Not Applicable
NC = Not Calculated
* = See Discussion
X = Outside QC Limits
RT = Retention Time
I = Interference
ng's = Nanograms

REPORT OF LABORATORY ANALYSIS

This report shall not be reproduced, except in full,
without the written consent of Pace Analytical Services, Inc.

Pace Analytical Services, Inc.
1700 Elm Street - Suite 200
Minneapolis, MN 55414

Tel: 612-607-1700
Fax: 612- 607-6444

Method 1668A Polychlorobiphenyl
Blank Analysis Results

Lab Sample ID BLANK-48204
Filename P151223A_08

IUPAC	Co-elutions	RT	Ratio	Concentration ng/L	EMPC ng/L	EML ng/L
1		---	---	ND	---	0.0600
2		---	---	ND	---	0.0600
3		---	---	ND	---	0.0600
4		---	---	ND	---	0.0600
5		---	---	ND	---	0.0600
6		---	---	ND	---	0.0600
7		---	---	ND	---	0.0600
8		---	---	ND	---	0.0600
9		---	---	ND	---	0.0600
10		---	---	ND	---	0.0600
11		17.121	1.34	0.140	---	0.0600
12	12/13	---	---	ND	---	0.120
13	12/13	---	---	ND	---	0.120
14		---	---	ND	---	0.0600
15		---	---	ND	---	0.0600
16		---	---	ND	---	0.0600
17		---	---	ND	---	0.0600
18	18/30	---	---	ND	---	0.120
19		---	---	ND	---	0.0600
20	20/28	---	---	ND	---	0.120
21	21/33	---	---	ND	---	0.120
22		---	---	ND	---	0.0600
23		---	---	ND	---	0.0600
24		---	---	ND	---	0.0600
25		---	---	ND	---	0.0600
26	26/29	---	---	ND	---	0.120
27		---	---	ND	---	0.0600
28	20/28	---	---	ND	---	0.120
29	26/29	---	---	ND	---	0.120
30	18/30	---	---	ND	---	0.120
31		---	---	ND	---	0.0600
32		---	---	ND	---	0.0600
33	21/33	---	---	ND	---	0.120
34		---	---	ND	---	0.0600
35		---	---	ND	---	0.0600
36		---	---	ND	---	0.0600
37		---	---	ND	---	0.0600
38		---	---	ND	---	0.0600
39		---	---	ND	---	0.0600
40	40/41/71	---	---	ND	---	0.180
41	40/41/71	---	---	ND	---	0.180
42		---	---	ND	---	0.0600
43	43/73	---	---	ND	---	0.120
44	44/47/65	---	---	ND	---	0.180
45	45/51	---	---	ND	---	0.120

Conc = Concentration
EML =Method Specified Reporting Limit (1668A)
EMPC = Estimated Maximum Possible Concentration
A = Limit of Detection based on signal to noise
B = Less than 10 times higher than method blank level
R = Recovery outside of Method 1668A control limits
ng/L = Nanograms per liter

ND = Not Detected
NA = Not Applicable
NC = Not Calculated
* = See Discussion
X = Outside QC Limits
RT = Retention Time
I = Interference

REPORT OF LABORATORY ANALYSIS

This report shall not be reproduced, except in full,
without the written consent of Pace Analytical Services, Inc.

Pace Analytical Services, Inc.
1700 Elm Street - Suite 200
Minneapolis, MN 55414

Tel: 612-607-1700
Fax: 612- 607-6444

Method 1668A Polychlorobiphenyl
Blank Analysis Results

Lab Sample ID BLANK-48204
Filename P151223A_08

IUPAC	Co-elutions	RT	Ratio	Concentration ng/L	EMPC ng/L	EML ng/L
46		---	---	ND	---	0.0600
47	44/47/65	---	---	ND	---	0.180
48		---	---	ND	---	0.0600
49	49/69	---	---	ND	---	0.120
50	50/53	---	---	ND	---	0.120
51	45/51	---	---	ND	---	0.120
52		---	---	ND	---	0.0600
53	50/53	---	---	ND	---	0.120
54		---	---	ND	---	0.0600
55		---	---	ND	---	0.0600
56		---	---	ND	---	0.0600
57		---	---	ND	---	0.0600
58		---	---	ND	---	0.0600
59	59/62/75	---	---	ND	---	0.180
60		---	---	ND	---	0.0600
61	61/70/74/76	---	---	ND	---	0.240
62	59/62/75	---	---	ND	---	0.180
63		---	---	ND	---	0.0600
64		---	---	ND	---	0.0600
65	44/47/65	---	---	ND	---	0.180
66		---	---	ND	---	0.0600
67		---	---	ND	---	0.0600
68		---	---	ND	---	0.0600
69	49/69	---	---	ND	---	0.120
70	61/70/74/76	---	---	ND	---	0.240
71	40/41/71	---	---	ND	---	0.180
72		---	---	ND	---	0.0600
73	43/73	---	---	ND	---	0.120
74	61/70/74/76	---	---	ND	---	0.240
75	59/62/75	---	---	ND	---	0.180
76	61/70/74/76	---	---	ND	---	0.240
77		---	---	ND	---	0.0600
78		---	---	ND	---	0.0600
79		---	---	ND	---	0.0600
80		---	---	ND	---	0.0600
81		---	---	ND	---	0.0600
82		---	---	ND	---	0.0600
83		---	---	ND	---	0.0600
84		---	---	ND	---	0.0600
85	85/116/117	---	---	ND	---	0.180
86	86/87/97/108/119/125	---	---	ND	---	0.360
87	86/87/97/108/119/125	---	---	ND	---	0.360
88	88/91	---	---	ND	---	0.120
89		---	---	ND	---	0.0600
90	90/101/113	---	---	ND	---	0.180

Conc = Concentration
EML =Method Specified Reporting Limit (1668A)
EMPC = Estimated Maximum Possible Concentration
A = Limit of Detection based on signal to noise
B = Less than 10 times higher than method blank level
R = Recovery outside of Method 1668A control limits
ng/L = Nanograms per liter

ND = Not Detected
NA = Not Applicable
NC = Not Calculated
* = See Discussion
X = Outside QC Limits
RT = Retention Time
I = Interference

REPORT OF LABORATORY ANALYSIS

This report shall not be reproduced, except in full,
without the written consent of Pace Analytical Services, Inc.

Pace Analytical Services, Inc.
1700 Elm Street - Suite 200
Minneapolis, MN 55414

Tel: 612-607-1700
Fax: 612- 607-6444

Method 1668A Polychlorobiphenyl
Blank Analysis Results

Lab Sample ID BLANK-48204
Filename P151223A_08

IUPAC	Co-elutions	RT	Ratio	Concentration ng/L	EMPC ng/L	EML ng/L
91	88/91	---	---	ND	---	0.120
92		---	---	ND	---	0.0600
93	93/98/100/102	---	---	ND	---	0.240
94		---	---	ND	---	0.0600
95		---	---	ND	---	0.0600
96		---	---	ND	---	0.0600
97	86/87/97/108/119/125	---	---	ND	---	0.360
98	93/98/100/102	---	---	ND	---	0.240
99		---	---	ND	---	0.0600
100	93/98/100/102	---	---	ND	---	0.240
101	90/101/113	---	---	ND	---	0.180
102	93/98/100/102	---	---	ND	---	0.240
103		---	---	ND	---	0.0600
104		---	---	ND	---	0.0600
105		---	---	ND	---	0.0600
106		---	---	ND	---	0.0600
107	107/124	---	---	ND	---	0.120
108	86/87/97/108/119/125	---	---	ND	---	0.360
109		---	---	ND	---	0.0600
110	110/115	---	---	ND	---	0.120
111		---	---	ND	---	0.0600
112		---	---	ND	---	0.0600
113	90/101/113	---	---	ND	---	0.180
114		---	---	ND	---	0.0600
115	110/115	---	---	ND	---	0.120
116	85/116/117	---	---	ND	---	0.180
117	85/116/117	---	---	ND	---	0.180
118		---	---	ND	---	0.0600
119	86/87/97/108/119/125	---	---	ND	---	0.360
120		---	---	ND	---	0.0600
121		---	---	ND	---	0.0600
122		---	---	ND	---	0.0600
123		---	---	ND	---	0.0600
124	107/124	---	---	ND	---	0.120
125	86/87/97/108/119/125	---	---	ND	---	0.360
126		---	---	ND	---	0.0600
127		---	---	ND	---	0.0600
128	128/166	---	---	ND	---	0.120
129	129/138/163	---	---	ND	---	0.180
130		---	---	ND	---	0.0600
131		---	---	ND	---	0.0600
132		---	---	ND	---	0.0600
133		---	---	ND	---	0.0600
134	134/143	---	---	ND	---	0.120
135	135/151	---	---	ND	---	0.120

Conc = Concentration
EML =Method Specified Reporting Limit (1668A)
EMPC = Estimated Maximum Possible Concentration
A = Limit of Detection based on signal to noise
B = Less than 10 times higher than method blank level
R = Recovery outside of Method 1668A control limits
ng/L = Nanograms per liter

ND = Not Detected
NA = Not Applicable
NC = Not Calculated
* = See Discussion
X = Outside QC Limits
RT = Retention Time
I = Interference

REPORT OF LABORATORY ANALYSIS

This report shall not be reproduced, except in full,
without the written consent of Pace Analytical Services, Inc.

Pace Analytical Services, Inc.
1700 Elm Street - Suite 200
Minneapolis, MN 55414

Tel: 612-607-1700
Fax: 612- 607-6444

Method 1668A Polychlorobiphenyl
Blank Analysis Results

Lab Sample ID BLANK-48204
Filename P151223A_08

IUPAC	Co-elutions	RT	Ratio	Concentration ng/L	EMPC ng/L	EML ng/L
136		---	---	ND	---	0.0600
137		---	---	ND	---	0.0600
138	129/138/163	---	---	ND	---	0.180
139	139/140	---	---	ND	---	0.120
140	139/140	---	---	ND	---	0.120
141		---	---	ND	---	0.0600
142		---	---	ND	---	0.0600
143	134/143	---	---	ND	---	0.120
144		---	---	ND	---	0.0600
145		---	---	ND	---	0.0600
146		---	---	ND	---	0.0600
147	147/149	---	---	ND	---	0.120
148		---	---	ND	---	0.0600
149	147/149	---	---	ND	---	0.120
150		---	---	ND	---	0.0600
151	135/151	---	---	ND	---	0.120
152		---	---	ND	---	0.0600
153	153/168	---	---	ND	---	0.120
154		---	---	ND	---	0.0600
155		---	---	ND	---	0.0600
156	156/157	---	---	ND	---	0.120
157	156/157	---	---	ND	---	0.120
158		---	---	ND	---	0.0600
159		---	---	ND	---	0.0600
160		---	---	ND	---	0.0600
161		---	---	ND	---	0.0600
162		---	---	ND	---	0.0600
163	129/138/163	---	---	ND	---	0.180
164		---	---	ND	---	0.0600
165		---	---	ND	---	0.0600
166	128/166	---	---	ND	---	0.120
167		---	---	ND	---	0.0600
168	153/168	---	---	ND	---	0.120
169		---	---	ND	---	0.0600
170		---	---	ND	---	0.0600
171	171/173	---	---	ND	---	0.120
172		---	---	ND	---	0.0600
173	171/173	---	---	ND	---	0.120
174		---	---	ND	---	0.0600
175		---	---	ND	---	0.0600
176		---	---	ND	---	0.0600
177		---	---	ND	---	0.0600
178		---	---	ND	---	0.0600
179		---	---	ND	---	0.0600
180	180/193	---	---	ND	---	0.120

Conc = Concentration
EML =Method Specified Reporting Limit (1668A)
EMPC = Estimated Maximum Possible Concentration
A = Limit of Detection based on signal to noise
B = Less than 10 times higher than method blank level
R = Recovery outside of Method 1668A control limits
ng/L = Nanograms per liter

ND = Not Detected
NA = Not Applicable
NC = Not Calculated
* = See Discussion
X = Outside QC Limits
RT = Retention Time
I = Interference

REPORT OF LABORATORY ANALYSIS

This report shall not be reproduced, except in full,
without the written consent of Pace Analytical Services, Inc.

Pace Analytical Services, Inc.
1700 Elm Street - Suite 200
Minneapolis, MN 55414

Tel: 612-607-1700
Fax: 612- 607-6444

Method 1668A Polychlorobiphenyl
Blank Analysis Results

Lab Sample ID BLANK-48204
Filename P151223A_08

IUPAC	Co-elutions	RT	Ratio	Concentration ng/L	EMPC ng/L	EML ng/L
181		---	---	ND	---	0.0600
182		---	---	ND	---	0.0600
183	183/185	---	---	ND	---	0.120
184		---	---	ND	---	0.0600
185	183/185	---	---	ND	---	0.120
186		---	---	ND	---	0.0600
187		---	---	ND	---	0.0600
188		---	---	ND	---	0.0600
189		---	---	ND	---	0.0600
190		---	---	ND	---	0.0600
191		---	---	ND	---	0.0600
192		---	---	ND	---	0.0600
193	180/193	---	---	ND	---	0.120
194		---	---	ND	---	0.0600
195		---	---	ND	---	0.0600
196		---	---	ND	---	0.0600
197	197/200	---	---	ND	---	0.120
198	198/199	---	---	ND	---	0.120
199	198/199	---	---	ND	---	0.120
200	197/200	---	---	ND	---	0.120
201		---	---	ND	---	0.0600
202		---	---	ND	---	0.0600
203		---	---	ND	---	0.0600
204		---	---	ND	---	0.0600
205		---	---	ND	---	0.0600
206		---	---	ND	---	0.0600
207		---	---	ND	---	0.0600
208		---	---	ND	---	0.0600
209		---	---	ND	---	0.0600

Conc = Concentration
EML =Method Specified Reporting Limit (1668A)
EMPC = Estimated Maximum Possible Concentration
A = Limit of Detection based on signal to noise
B = Less than 10 times higher than method blank level
R = Recovery outside of Method 1668A control limits
ng/L = Nanograms per liter

ND = Not Detected
NA = Not Applicable
NC = Not Calculated
* = See Discussion
X = Outside QC Limits
RT = Retention Time
I = Interference

REPORT OF LABORATORY ANALYSIS

This report shall not be reproduced, except in full,
without the written consent of Pace Analytical Services, Inc.

Pace Analytical Services, Inc.
1700 Elm Street - Suite 200
Minneapolis, MN 55414

Tel: 612-607-1700
Fax: 612- 607-6444

Method 1668A Polychlorobiphenyl
Blank Analysis Results

Client Sample ID	CBLKQW
Lab Sample ID	BLANK-48204
Filename	P151223A_08

Congener Group	Concentration ng/L
Total Monochloro Biphenyls	ND
Total Dichloro Biphenyls	0.140
Total Trichloro Biphenyls	ND
Total Tetrachloro Biphenyls	ND
Total Pentachloro Biphenyls	ND
Total Hexachloro Biphenyls	ND
Total Heptachloro Biphenyls	ND
Total Octachloro Biphenyls	ND
Total Nonachloro Biphenyls	ND
Decachloro Biphenyls	ND
Total PCBs	0.140

ND = Not Detected

REPORT OF LABORATORY ANALYSIS

This report shall not be reproduced, except in full,
without the written consent of Pace Analytical Services, Inc.

Pace Analytical Services, Inc.
1700 Elm Street - Suite 200
Minneapolis, MN 55414

Tel: 612-607-1700
Fax: 612- 607-6444

Method 1668A Polychlorobiphenyls
Laboratory Control Spike Analysis Results

Lab Sample ID	LCS-48205		
Filename	P151223A_04	Matrix	Water
Total Amount Extracted	987 mL	Dilution	5
ICAL ID	P151223A02	Extracted	12/18/2015 13:40
CCal Filename(s)	P151223A_01	Analyzed	12/23/2015 11:27
Method Blank ID	BLANK-48204	Injected By	BAL

	Native Analytes			Labeled Analytes		
PCB Isomer	**Spiked (ng)**	**Found (ng)**	**% Recovery**	**Spiked (ng)**	**Found (ng)**	**% Recovery**
1	1.0	1.03	103	2.0	0.691	35
3	1.0	0.998	100	2.0	0.871	44
4	1.0	1.06	106	2.0	0.881	44
15	1.0	1.01	101	2.0	1.31	65
19	1.0	1.04	104	2.0	1.16	58
37	1.0	1.09	109	2.0	1.36	68
54	1.0	0.966	97	2.0	1.26	63
81	1.0	0.993	99	2.0	1.57	78
77	1.0	0.978	98	2.0	1.51	76
104	1.0	1.07	107	2.0	1.45	73
105	1.0	0.992	99	2.0	1.49	74
114	1.0	1.01	101	2.0	1.42	71
118	1.0	1.04	104	2.0	1.43	72
123	1.0	1.01	101	2.0	1.45	73
126	1.0	1.05	105	2.0	1.51	76
155	1.0	1.02	102	2.0	1.76	88
156/157	2.0	2.08	104	4.0	2.92	73
167	1.0	1.02	102	2.0	1.49	75
169	1.0	1.07	107	2.0	1.43	71
188	1.0	1.08	108	2.0	1.79	90
189	1.0	1.000	100	2.0	1.63	82
202	1.0	1.01	101	2.0	1.91	96
205	1.0	1.03	103	2.0	1.71	85
206	1.0	1.07	107	2.0	1.70	85
208	1.0	1.06	106	2.0	1.73	87
209	1.0	0.962	96	2.0	2.07	103

R = Recovery outside of method 1668A control limits
Nn = Result obtained from alternate analysis
ND = Not Detected
NA = Not Applicable
NC = Not Calculated
* = See Discussion
ng = Nanograms
I = Interference

REPORT OF LABORATORY ANALYSIS

This report shall not be reproduced, except in full,
without the written consent of Pace Analytical Services, Inc.

Pace Analytical Services, Inc.
1700 Elm Street - Suite 200
Minneapolis, MN 55414

Tel: 612-607-1700
Fax: 612- 607-6444

Method 1668A Polychlorobiphenyls
Laboratory Control Spike Analysis Results

Lab Sample ID	LCSD-48206		
Filename	P151223A_06	Matrix	Water
Total Amount Extracted	1040 mL	Dilution	5
ICAL ID	P151223A05	Extracted	12/18/2015 13:40
CCal Filename(s)	P151223A_01	Analyzed	12/23/2015 13:24
Method Blank ID	BLANK-48204	Injected By	BAL

	Native Analytes			Labeled Analytes		
PCB Isomer	**Spiked (ng)**	**Found (ng)**	**% Recovery**	**Spiked (ng)**	**Found (ng)**	**% Recovery**
1	1.0	1.09	109	2.0	0.934	47
3	1.0	1.07	107	2.0	1.06	53
4	1.0	1.04	104	2.0	1.08	54
15	1.0	1.03	103	2.0	1.27	64
19	1.0	1.15	115	2.0	1.14	57
37	1.0	1.10	110	2.0	1.36	68
54	1.0	0.991	99	2.0	1.25	63
81	1.0	1.05	105	2.0	1.57	78
77	1.0	1.03	103	2.0	1.53	77
104	1.0	1.06	106	2.0	1.48	74
105	1.0	1.02	102	2.0	1.52	76
114	1.0	1.04	104	2.0	1.46	73
118	1.0	1.07	107	2.0	1.45	73
123	1.0	1.06	106	2.0	1.45	73
126	1.0	1.03	103	2.0	1.55	78
155	1.0	1.03	103	2.0	1.78	89
156/157	2.0	2.10	105	4.0	2.90	73
167	1.0	1.05	105	2.0	1.49	74
169	1.0	1.05	105	2.0	1.52	76
188	1.0	1.07	107	2.0	1.71	85
189	1.0	1.00	100	2.0	1.58	79
202	1.0	1.02	102	2.0	1.85	93
205	1.0	1.05	105	2.0	1.59	80
206	1.0	1.11	111	2.0	1.69	84
208	1.0	1.11	111	2.0	1.72	86
209	1.0	0.929	93	2.0	2.09	105

R = Recovery outside of method 1668A control limits
Nn = Result obtained from alternate analysis
ND = Not Detected
NA = Not Applicable
NC = Not Calculated
* = See Discussion
ng = Nanograms
I = Interference

REPORT OF LABORATORY ANALYSIS

This report shall not be reproduced, except in full,
without the written consent of Pace Analytical Services, Inc.

Pace Analytical Services, Inc.
1700 Elm Street - Suite 200
Minneapolis, MN 55414

Tel: 612-607-1700
Fax: 612- 607-6444

Method 1668A

Spike Recovery Relative Percent Difference (RPD) Results

Client	PACE Kansas		
Spike 1 ID	LCS-48205	Spike 2 ID	LCSD-48206
Spike 1 Filename	P151223A_04	Spike 2 Filename	P151223A_06

Compound	IUPAC	Spike 1 %REC	Spike 2 %REC	%RPD
2-MoCB	1	103	109	5.7
4-MoCB	3	100	107	6.8
2,2'-DiCB	4	106	104	1.9
4,4'-DiCB	15	101	103	2.0
2,2',6-TrCB	19	104	115	10.0
3,4,4'-TrCB	37	109	110	0.9
2,2',6,6'-TeCB	54	97	99	2.0
3,3',4,4'-TeCB	77	98	103	5.0
3,4,4',5-TeCB	81	99	105	5.9
2,2',4,6,6'-PeCB	104	107	106	0.9
2,3,3',4,4'-PeCB	105	99	102	3.0
2,3,4,4',5-PeCB	114	101	104	2.9
2,3',4,4',5-PeCB	118	104	107	2.8
2,3',4,4',5'-PeCB	123	101	106	4.8
3,3',4,4',5-PeCB	126	105	103	1.9
2,2',4,4',6,6'-HxCB	155	102	103	1.0
(156/157)	156/157	104	105	1.0
2,3',4,4',5,5'-HxCB	167	102	105	2.9
3,3',4,4',5,5'-HxCB	169	107	105	1.9
2,2',3,4',5,6,6'-HpCB	188	108	107	0.9
2,3,3',4,4',5,5'-HpCB	189	100	100	0.0
2,2',3,3',5,5',6,6'-OcCB	202	101	102	1.0
2,3,3',4,4',5,5',6-OcCB	205	103	105	1.9
2,2',3,3',4,4',5,5',6-NoCB	206	107	111	3.7
2,2',3,3',4,5,5',6,6'-NoCB	208	106	111	4.6
Decachlorobiphenyl	209	96	93	3.2

%REC = Percent Recovered
RPD = The difference between the two values divided by the mean value

REPORT OF LABORATORY ANALYSIS

This report shall not be reproduced, except in full,
without the written consent of Pace Analytical Services, Inc.

Pace Analytical Services, Inc.
9608 Loiret Blvd.
Lenexa, KS 66219
(913)599-5665

January 05, 2016

Reqeust #6630

Mr. MIKE STITES
HONEYWELL FM & T, LLC
KANSAS CITY DIVISION
PO BOX 419159
KANSAS CITY, MO 641416159

Received 1/5/16

RE: Project: Temp Wells BLDG 41/42
Pace Project No.: 60209254

Dear Mr. STITES:
Enclosed are the analytical results for sample(s) received by the laboratory on December 10, 2015. The results relate only to the samples included in this report. Results reported herein conform to the most current TNI standards and the laboratory's Quality Assurance Manual, where applicable, unless otherwise noted in the body of the report.

If you have any questions concerning this report, please feel free to contact me.

Sincerely,

Brad Godwin
brad.godwin@pacelabs.com
PM Lab Management

This project included results from the AFL temporary wells. Those results have been removed for this report.

Enclosures

cc: Mr. Joe Baker, HONEYWELL FM & T, LLC
Mr. Garry LaBelle, HONEYWELL FM&T
Mr. Steve Ramm, HONEYWELL FM & T, LLC

This report shall not be reproduced, except in full,
without the written consent of Pace Analytical Services, Inc..

Temp Wells 1512

Pace Analytical Services, Inc.
9608 Loiret Blvd.
Lenexa, KS 66219
(913)599-5665

CERTIFICATIONS

Project: Temp Wells BLDG 41/42
Pace Project No.: 60209254

Kansas Certification IDs

9608 Loiret Boulevard, Lenexa, KS 66219
WY STR Certification #: 2456.01
Arkansas Certification #: 15-016-0
Illinois Certification #: 003097
Iowa Certification #: 118
Kansas/NELAP Certification #: E-10116
Louisiana Certification #: 03055
Nevada Certification #: KS000212008A
Oklahoma Certification #: 9205/9935
Texas Certification #: T104704407
Utah Certification #: KS00021
Kansas Field Laboratory Accreditation: # E-92587

REPORT OF LABORATORY ANALYSIS

This report shall not be reproduced, except in full,
without the written consent of Pace Analytical Services, Inc..

Pace Analytical Services, Inc.
9608 Loiret Blvd.
Lenexa, KS 66219
(913)599-5665

SAMPLE SUMMARY

Project: Temp Wells BLDG 41/42
Pace Project No.: 60209254

Lab ID	Sample ID	Matrix	Date Collected	Date Received
60209254001	**TWAFL1506-01U-1210-01**	Water	12/10/15 11:58	12/10/15 15:59
60209254002	**TWAFL1506-02L-1210-01**	Water	12/10/15 11:34	12/10/15 15:59
60209254003	**TWAFL1506-06L-1210-01**	Water	12/10/15 14:46	12/10/15 15:59
60209254004	**QAEB-151210-01**	Water	12/10/15 10:19	12/10/15 15:59
60209254005	**TWBD41506-03L-1210-01**	Water	12/10/15 09:19	12/10/15 15:59
60209254006	**QATB-151210-01**	Water	12/10/15 09:19	12/10/15 15:59

This report shall not be reproduced, except in full,
without the written consent of Pace Analytical Services, Inc..

Pace Analytical Services, Inc.
9608 Loiret Blvd.
Lenexa, KS 66219
(913)599-5665

SAMPLE ANALYTE COUNT

Project: Temp Wells BLDG 41/42
Pace Project No.: 60209254

Lab ID	Sample ID	Method	Analysts	Analytes Reported	Laboratory
60209254001	**TWAFL1506-01U-1210-01**	EPA 8015B	ACW	4	PASI-K
		EPA 6010	SMW	7	PASI-K
		EPA 6010	SMW	7	PASI-K
		EPA 7470	NDJ	1	PASI-K
		EPA 7470	NDJ	1	PASI-K
		EPA 8270 by SIM	NAW	19	PASI-K
		EPA 5030B/8260	PGH	42	PASI-K
		EPA 8260	JDH	5	PASI-K
60209254002	**TWAFL1506-02L-1210-01**	EPA 8015B	ACW	4	PASI-K
		EPA 6010	SMW	7	PASI-K
		EPA 6010	SMW	7	PASI-K
		EPA 7470	NDJ	1	PASI-K
		EPA 7470	NDJ	1	PASI-K
		EPA 8270 by SIM	NAW	19	PASI-K
		EPA 5030B/8260	PGH	42	PASI-K
		EPA 8260	JDH	5	PASI-K
60209254003	**TWAFL1506-06L-1210-01**	EPA 8015B	ACW	4	PASI-K
		EPA 6010	SMW	7	PASI-K
		EPA 6010	SMW	7	PASI-K
		EPA 7470	NDJ	1	PASI-K
		EPA 7470	NDJ	1	PASI-K
		EPA 8270 by SIM	NAW	19	PASI-K
		EPA 5030B/8260	PGH	42	PASI-K
		EPA 8260	JDH	5	PASI-K
60209254004	**QAEB-151210-01**	EPA 5030B/8260	PGH	42	PASI-K
60209254005	**TWBD41506-03L-1210-01**	EPA 8015B	ACW	4	PASI-K
		EPA 6010	SMW	7	PASI-K
		EPA 6010	SMW	7	PASI-K
		EPA 7470	NDJ	1	PASI-K
		EPA 7470	NDJ	1	PASI-K
		EPA 8270 by SIM	NAW	19	PASI-K
		EPA 5030B/8260	PGH	42	PASI-K
		EPA 8260	JDH	5	PASI-K
60209254006	**QATB-151210-01**	EPA 5030B/8260	PGH	42	PASI-K

This report shall not be reproduced, except in full,
without the written consent of Pace Analytical Services, Inc..

Pace Analytical Services, Inc.
9608 Loiret Blvd.
Lenexa, KS 66219
(913)599-5665

ANALYTICAL RESULTS

Project: Temp Wells BLDG 41/42
Pace Project No.: 60209254

Sample: TWBD41506-03L-1210-01 **Lab ID: 60209254005** Collected: 12/10/15 09:19 Received: 12/10/15 15:59 Matrix: Water

Parameters	Results	Units	Report Limit	DF	Prepared	Analyzed	CAS No.	Qual
Field Specific Conductance	Analytical Method: EPA 120.1							
Specific Conductance	**1120**	umhos/cm	1.0	1		12/10/15 09:19		
4500H+ pH, Electrometric	Analytical Method: SM 4500-H+B							
pH	**6.9**	Std. Units	0.10	1		12/10/15 09:19		
Field Temperature	Analytical Method: SM 2550B							
Temperature	**17.2**	deg C	0.10	1		12/10/15 09:19		
Monitoring Well Data	Analytical Method:							
Collected By	**LGR**			1		12/10/15 09:19		
8015B Diesel Range Organics	Analytical Method: EPA 8015B Preparation Method: EPA 3510C							
TPH-DRO (C10-C28)	ND	mg/L	0.50	1	12/17/15 00:00	12/21/15 04:02		
TPH-ORO (C28-C35)	ND	mg/L	0.50	1	12/17/15 00:00	12/21/15 04:02		
Surrogates								
p-Terphenyl (S)	91	%	31-126	1	12/17/15 00:00	12/21/15 04:02	92-94-4	
n-Tetracosane (S)	88	%	20-126	1	12/17/15 00:00	12/21/15 04:02	646-31-1	
6010 MET ICP	Analytical Method: EPA 6010 Preparation Method: EPA 3010							
Arsenic	ND	ug/L	10.0	1	12/14/15 16:15	12/15/15 15:01	7440-38-2	
Barium	**471**	ug/L	10.0	1	12/14/15 16:15	12/15/15 15:01	7440-39-3	
Cadmium	ND	ug/L	5.0	1	12/14/15 16:15	12/15/15 15:01	7440-43-9	
Chromium	ND	ug/L	5.0	1	12/14/15 16:15	12/15/15 15:01	7440-47-3	
Lead	ND	ug/L	5.0	1	12/14/15 16:15	12/15/15 15:01	7439-92-1	
Selenium	ND	ug/L	15.0	1	12/14/15 16:15	12/15/15 15:01	7782-49-2	
Silver	ND	ug/L	7.0	1	12/14/15 16:15	12/15/15 15:01	7440-22-4	
6010 MET ICP, Dissolved	Analytical Method: EPA 6010 Preparation Method: EPA 3010							
Arsenic, Dissolved	ND	ug/L	10.0	1	12/15/15 12:00	12/17/15 21:11	7440-38-2	
Barium, Dissolved	**493**	ug/L	10.0	1	12/15/15 12:00	12/18/15 11:20	7440-39-3	D9
Cadmium, Dissolved	ND	ug/L	5.0	1	12/15/15 12:00	12/17/15 21:11	7440-43-9	
Chromium, Dissolved	ND	ug/L	5.0	1	12/15/15 12:00	12/17/15 21:11	7440-47-3	
Lead, Dissolved	ND	ug/L	5.0	1	12/15/15 12:00	12/17/15 21:11	7439-92-1	
Selenium, Dissolved	ND	ug/L	15.0	1	12/15/15 12:00	12/17/15 21:11	7782-49-2	
Silver, Dissolved	ND	ug/L	7.0	1	12/15/15 12:00	12/17/15 21:11	7440-22-4	
7470 Mercury	Analytical Method: EPA 7470 Preparation Method: EPA 7470							
Mercury	ND	ug/L	0.20	1	12/16/15 09:00	12/16/15 13:57	7439-97-6	
7470 Mercury, Dissolved	Analytical Method: EPA 7470 Preparation Method: EPA 7470							
Mercury, Dissolved	ND	ug/L	0.20	1	12/16/15 15:00	12/17/15 10:45	7439-97-6	
8270 MSSV PAH by SIM	Analytical Method: EPA 8270 by SIM Preparation Method: EPA 3510							
Acenaphthene	ND	ug/L	0.11	1	12/16/15 00:00	12/18/15 20:52	83-32-9	1e
Acenaphthylene	ND	ug/L	0.11	1	12/16/15 00:00	12/18/15 20:52	208-96-8	1e

REPORT OF LABORATORY ANALYSIS

This report shall not be reproduced, except in full,
without the written consent of Pace Analytical Services, Inc..

Pace Analytical Services, Inc.
9608 Loiret Blvd.
Lenexa, KS 66219
(913)599-5665

ANALYTICAL RESULTS

Project: Temp Wells BLDG 41/42
Pace Project No.: 60209254

Sample: TWBD41506-03L-1210-01 **Lab ID: 60209254005** Collected: 12/10/15 09:19 Received: 12/10/15 15:59 Matrix: Water

Parameters	Results	Units	Report Limit	DF	Prepared	Analyzed	CAS No.	Qual
8270 MSSV PAH by SIM	Analytical Method: EPA 8270 by SIM Preparation Method: EPA 3510							
Anthracene	ND	ug/L	0.11	1	12/16/15 00:00	12/18/15 20:52	120-12-7	1e
Benzo(a)anthracene	ND	ug/L	0.11	1	12/16/15 00:00	12/18/15 20:52	56-55-3	1e
Benzo(a)pyrene	ND	ug/L	0.11	1	12/16/15 00:00	12/18/15 20:52	50-32-8	1e
Benzo(b)fluoranthene	ND	ug/L	0.11	1	12/16/15 00:00	12/18/15 20:52	205-99-2	1e
Benzo(g,h,i)perylene	ND	ug/L	0.11	1	12/16/15 00:00	12/18/15 20:52	191-24-2	1e
Benzo(k)fluoranthene	ND	ug/L	0.11	1	12/16/15 00:00	12/18/15 20:52	207-08-9	1e
Chrysene	ND	ug/L	0.11	1	12/16/15 00:00	12/18/15 20:52	218-01-9	1e
Dibenz(a,h)anthracene	ND	ug/L	0.11	1	12/16/15 00:00	12/18/15 20:52	53-70-3	1e
1,4-Dioxane (p-Dioxane)	ND	ug/L	0.53	1	12/16/15 00:00	12/21/15 22:15	123-91-1	1e
Fluoranthene	ND	ug/L	0.11	1	12/16/15 00:00	12/18/15 20:52	206-44-0	1e
Fluorene	ND	ug/L	0.11	1	12/16/15 00:00	12/18/15 20:52	86-73-7	1e
Indeno(1,2,3-cd)pyrene	ND	ug/L	0.11	1	12/16/15 00:00	12/18/15 20:52	193-39-5	1e
Naphthalene	ND	ug/L	0.53	1	12/16/15 00:00	12/18/15 20:52	91-20-3	1e
Phenanthrene	ND	ug/L	0.53	1	12/16/15 00:00	12/18/15 20:52	85-01-8	1e
Pyrene	ND	ug/L	0.11	1	12/16/15 00:00	12/18/15 20:52	129-00-0	1e
Surrogates								
2-Fluorobiphenyl (S)	51	%	42-113	1	12/16/15 00:00	12/18/15 20:52	321-60-8	
Terphenyl-d14 (S)	57	%	50-118	1	12/16/15 00:00	12/18/15 20:52	1718-51-0	
8260 MSV	Analytical Method: EPA 5030B/8260							
Acetone	ND	ug/L	10.0	1		12/18/15 20:19	67-64-1	
Benzene	**2.3**	ug/L	2.0	1		12/18/15 20:19	71-43-2	
Bromodichloromethane	ND	ug/L	1.0	1		12/18/15 20:19	75-27-4	
Bromoform	ND	ug/L	2.0	1		12/18/15 20:19	75-25-2	
Bromomethane	ND	ug/L	3.0	1		12/18/15 20:19	74-83-9	
2-Butanone (MEK)	ND	ug/L	5.0	1		12/18/15 20:19	78-93-3	
Carbon disulfide	ND	ug/L	5.0	1		12/18/15 20:19	75-15-0	
Carbon tetrachloride	ND	ug/L	1.2	1		12/18/15 20:19	56-23-5	
Chlorobenzene	ND	ug/L	0.70	1		12/18/15 20:19	108-90-7	
Chloroethane	ND	ug/L	5.2	1		12/18/15 20:19	75-00-3	
Chloroform	ND	ug/L	0.50	1		12/18/15 20:19	67-66-3	
Chloromethane	ND	ug/L	0.80	1		12/18/15 20:19	74-87-3	
Dibromochloromethane	ND	ug/L	0.90	1		12/18/15 20:19	124-48-1	
1,2-Dichlorobenzene	ND	ug/L	1.0	1		12/18/15 20:19	95-50-1	
1,3-Dichlorobenzene	ND	ug/L	1.0	1		12/18/15 20:19	541-73-1	
1,4-Dichlorobenzene	ND	ug/L	1.0	1		12/18/15 20:19	106-46-7	
1,1-Dichloroethane	ND	ug/L	0.70	1		12/18/15 20:19	75-34-3	
1,2-Dichloroethane	ND	ug/L	0.50	1		12/18/15 20:19	107-06-2	
1,2-Dichloroethene (Total)	ND	ug/L	5.0	1		12/18/15 20:19	540-59-0	
1,1-Dichloroethene	ND	ug/L	1.3	1		12/18/15 20:19	75-35-4	
1,2-Dichloropropane	ND	ug/L	0.50	1		12/18/15 20:19	78-87-5	
cis-1,3-Dichloropropene	ND	ug/L	3.4	1		12/18/15 20:19	10061-01-5	
trans-1,3-Dichloropropene	ND	ug/L	0.60	1		12/18/15 20:19	10061-02-6	
Ethylbenzene	ND	ug/L	2.0	1		12/18/15 20:19	100-41-4	
2-Hexanone	ND	ug/L	5.0	1		12/18/15 20:19	591-78-6	
Methylene chloride	ND	ug/L	2.5	1		12/18/15 20:19	75-09-2	
4-Methyl-2-pentanone (MIBK)	ND	ug/L	5.0	1		12/18/15 20:19	108-10-1	

REPORT OF LABORATORY ANALYSIS

This report shall not be reproduced, except in full,
without the written consent of Pace Analytical Services, Inc..

Pace Analytical Services, Inc.
9608 Loiret Blvd.
Lenexa, KS 66219
(913)599-5665

ANALYTICAL RESULTS

Project: Temp Wells BLDG 41/42
Pace Project No.: 60209254

Sample: TWBD41506-03L-1210-01 **Lab ID: 60209254005** Collected: 12/10/15 09:19 Received: 12/10/15 15:59 Matrix: Water

Parameters	Results	Units	Report Limit	DF	Prepared	Analyzed	CAS No.	Qual
8260 MSV	Analytical Method: EPA 5030B/8260							
Styrene	ND	ug/L	5.0	1		12/18/15 20:19	100-42-5	
1,1,2,2-Tetrachloroethane	ND	ug/L	0.50	1		12/18/15 20:19	79-34-5	
Tetrachloroethene	ND	ug/L	0.50	1		12/18/15 20:19	127-18-4	
Toluene	ND	ug/L	2.0	1		12/18/15 20:19	108-88-3	
1,1,1-Trichloroethane	ND	ug/L	0.50	1		12/18/15 20:19	71-55-6	
1,1,2-Trichloroethane	ND	ug/L	0.50	1		12/18/15 20:19	79-00-5	
Trichloroethene	ND	ug/L	1.2	1		12/18/15 20:19	79-01-6	
Trichlorofluoromethane	ND	ug/L	5.0	1		12/18/15 20:19	75-69-4	
1,1,2-Trichlorotrifluoroethane	ND	ug/L	1.0	1		12/18/15 20:19	76-13-1	
Vinyl chloride	ND	ug/L	1.8	1		12/18/15 20:19	75-01-4	
Xylene (Total)	ND	ug/L	7.0	1		12/18/15 20:19	1330-20-7	
Surrogates								
4-Bromofluorobenzene (S)	105	%	80-120	1		12/18/15 20:19	460-00-4	
1,2-Dichloroethane-d4 (S)	103	%	80-120	1		12/18/15 20:19	17060-07-0	
Toluene-d8 (S)	99	%	80-120	1		12/18/15 20:19	2037-26-5	
Preservation pH	**1.0**		0.10	1		12/18/15 20:19		
8260 MSV GRO and Oxygenates	Analytical Method: EPA 8260							
TPH-GRO	ND	ug/L	500	1		12/17/15 15:03		
Surrogates								
Toluene-d8 (S)	102	%	80-120	1		12/17/15 15:03	2037-26-5	
4-Bromofluorobenzene (S)	101	%	80-120	1		12/17/15 15:03	460-00-4	
1,2-Dichloroethane-d4 (S)	95	%	82-119	1		12/17/15 15:03	17060-07-0	
Preservation pH	**1.0**		0.10	1		12/17/15 15:03		

REPORT OF LABORATORY ANALYSIS

This report shall not be reproduced, except in full,
without the written consent of Pace Analytical Services, Inc..

Pace Analytical Services, Inc.
9608 Loiret Blvd.
Lenexa, KS 66219
(913)599-5665

QUALITY CONTROL DATA

Project: Temp Wells BLDG 41/42
Pace Project No.: 60209254

QC Batch: FLD/16355 Analysis Method: EPA 120.1
QC Batch Method: EPA 120.1 Analysis Description: Field Specific Conductance
Associated Lab Samples: 60209254001, 60209254002, 60209254003, 60209254005

SAMPLE DUPLICATE: 1687525

Parameter	Units	60209254005 Result	Dup Result	RPD	Max RPD	Qualifiers
Specific Conductance	umhos/cm	1120	1120	0	20	

Results presented on this page are in the units indicated by the "Units" column except where an alternate unit is presented to the right of the result.

REPORT OF LABORATORY ANALYSIS

This report shall not be reproduced, except in full,
without the written consent of Pace Analytical Services, Inc..

Pace Analytical Services, Inc.
9608 Loiret Blvd.
Lenexa, KS 66219
(913)599-5665

QUALITY CONTROL DATA

Project: Temp Wells BLDG 41/42
Pace Project No.: 60209254

QC Batch: FLD/16353 Analysis Method: SM 4500-H+B
QC Batch Method: SM 4500-H+B Analysis Description: Field 4500H+ pH, Electrometric
Associated Lab Samples: 60209254001, 60209254002, 60209254003, 60209254005

SAMPLE DUPLICATE: 1687498

Parameter	Units	60209254005 Result	Dup Result	RPD	Max RPD	Qualifiers
pH	Std. Units	6.9	6.9	0	5	

Results presented on this page are in the units indicated by the "Units" column except where an alternate unit is presented to the right of the result.

REPORT OF LABORATORY ANALYSIS

This report shall not be reproduced, except in full,
without the written consent of Pace Analytical Services, Inc..

Pace Analytical Services, Inc.
9608 Loiret Blvd.
Lenexa, KS 66219
(913)599-5665

QUALITY CONTROL DATA

Project: Temp Wells BLDG 41/42
Pace Project No.: 60209254

QC Batch: MERP/10189 Analysis Method: EPA 7470
QC Batch Method: EPA 7470 Analysis Description: 7470 Mercury
Associated Lab Samples: 60209254001, 60209254002, 60209254003, 60209254005

METHOD BLANK: 1684997 Matrix: Water
Associated Lab Samples: 60209254001, 60209254002, 60209254003, 60209254005

Parameter	Units	Blank Result	Reporting Limit	Analyzed	Qualifiers
Mercury	ug/L	ND	0.20	12/16/15 13:30	

LABORATORY CONTROL SAMPLE: 1684998

Parameter	Units	Spike Conc.	LCS Result	LCS % Rec	% Rec Limits	Qualifiers
Mercury	ug/L	5	4.4	89	80-120	

MATRIX SPIKE & MATRIX SPIKE DUPLICATE: 1684999 1685000

Parameter	Units	60209116001 Result	MS Spike Conc.	MSD Spike Conc.	MS Result	MSD Result	MS % Rec	MSD % Rec	% Rec Limits	RPD	Max RPD	Qual
Mercury	ug/L	ND	5	5	4.6	4.2	92	84	75-125	9	20	

Results presented on this page are in the units indicated by the "Units" column except where an alternate unit is presented to the right of the result.

REPORT OF LABORATORY ANALYSIS

This report shall not be reproduced, except in full,
without the written consent of Pace Analytical Services, Inc..

Pace Analytical Services, Inc.
9608 Loiret Blvd.
Lenexa, KS 66219
(913)599-5665

QUALITY CONTROL DATA

Project: Temp Wells BLDG 41/42
Pace Project No.: 60209254

QC Batch: MERP/10191 Analysis Method: EPA 7470
QC Batch Method: EPA 7470 Analysis Description: 7470 Mercury ,Dissolved
Associated Lab Samples: 60209254001, 60209254002, 60209254003, 60209254005

METHOD BLANK: 1685423 Matrix: Water
Associated Lab Samples: 60209254001, 60209254002, 60209254003, 60209254005

Parameter	Units	Blank Result	Reporting Limit	Analyzed	Qualifiers
Mercury, Dissolved	ug/L	ND	0.20	12/17/15 10:19	

LABORATORY CONTROL SAMPLE: 1685424

Parameter	Units	Spike Conc.	LCS Result	LCS % Rec	% Rec Limits	Qualifiers
Mercury, Dissolved	ug/L	5	5.1	102	80-120	

MATRIX SPIKE & MATRIX SPIKE DUPLICATE: 1685425 1685426

Parameter	Units	60209116001 Result	MS Spike Conc.	MSD Spike Conc.	MS Result	MSD Result	MS % Rec	MSD % Rec	% Rec Limits	RPD	Max RPD	Qual
Mercury, Dissolved	ug/L	ND	5	5	4.4	4.2	89	84	75-125	5	20	

Results presented on this page are in the units indicated by the "Units" column except where an alternate unit is presented to the right of the result.

REPORT OF LABORATORY ANALYSIS

This report shall not be reproduced, except in full,
without the written consent of Pace Analytical Services, Inc..

Pace Analytical Services, Inc.
9608 Loiret Blvd.
Lenexa, KS 66219
(913)599-5665

QUALITY CONTROL DATA

Project: Temp Wells BLDG 41/42
Pace Project No.: 60209254

QC Batch: MPRP/34240 Analysis Method: EPA 6010
QC Batch Method: EPA 3010 Analysis Description: 6010 MET
Associated Lab Samples: 60209254001, 60209254002, 60209254003, 60209254005

METHOD BLANK: 1684002 Matrix: Water
Associated Lab Samples: 60209254001, 60209254002, 60209254003, 60209254005

Parameter	Units	Blank Result	Reporting Limit	Analyzed	Qualifiers
Arsenic	ug/L	ND	10.0	12/15/15 14:00	
Barium	ug/L	ND	10.0	12/15/15 14:00	
Cadmium	ug/L	ND	5.0	12/15/15 14:00	
Chromium	ug/L	ND	5.0	12/15/15 14:00	
Lead	ug/L	ND	5.0	12/15/15 14:00	
Selenium	ug/L	ND	15.0	12/15/15 14:00	
Silver	ug/L	ND	7.0	12/15/15 14:00	

LABORATORY CONTROL SAMPLE: 1684003

Parameter	Units	Spike Conc.	LCS Result	LCS % Rec	% Rec Limits	Qualifiers
Arsenic	ug/L	1000	999	100	80-120	
Barium	ug/L	1000	1050	105	80-120	
Cadmium	ug/L	1000	1030	103	80-120	
Chromium	ug/L	1000	954	95	80-120	
Lead	ug/L	1000	1020	102	80-120	
Selenium	ug/L	1000	1030	103	80-120	
Silver	ug/L	500	488	98	80-120	

MATRIX SPIKE & MATRIX SPIKE DUPLICATE: 1684004 1684005

Parameter	Units	60209191017 Result	MS Spike Conc.	MSD Spike Conc.	MS Result	MSD Result	MS % Rec	MSD % Rec	% Rec Limits	RPD	Max RPD	Qual
Arsenic	ug/L	973	1000	1000	1860	1900	89	93	75-125	2	20	
Barium	ug/L	6710	1000	1000	7530	7560	82	84	75-125	0	20	
Cadmium	ug/L	ND	1000	1000	1010	1010	101	101	75-125	0	20	
Chromium	ug/L	2060	1000	1000	2810	3010	75	95	75-125	7	20	
Lead	ug/L	776	1000	1000	1720	1740	95	96	75-125	1	20	
Selenium	ug/L	ND	1000	1000	908	928	90	92	75-125	2	20	
Silver	ug/L	ND	500	500	464	473	93	95	75-125	2	20	

Results presented on this page are in the units indicated by the "Units" column except where an alternate unit is presented to the right of the result.

REPORT OF LABORATORY ANALYSIS

This report shall not be reproduced, except in full,
without the written consent of Pace Analytical Services, Inc..

Pace Analytical Services, Inc.
9608 Loiret Blvd.
Lenexa, KS 66219
(913)599-5665

QUALITY CONTROL DATA

Project: Temp Wells BLDG 41/42
Pace Project No.: 60209254

QC Batch: MPRP/34260 Analysis Method: EPA 6010
QC Batch Method: EPA 3010 Analysis Description: 6010 MET Dissolved
Associated Lab Samples: 60209254001, 60209254002, 60209254003, 60209254005

METHOD BLANK: 1684549 Matrix: Water
Associated Lab Samples: 60209254001, 60209254002, 60209254003, 60209254005

Parameter	Units	Blank Result	Reporting Limit	Analyzed	Qualifiers
Arsenic, Dissolved	ug/L	ND	10.0	12/17/15 20:46	
Barium, Dissolved	ug/L	ND	10.0	12/17/15 20:46	
Cadmium, Dissolved	ug/L	ND	5.0	12/17/15 20:46	
Chromium, Dissolved	ug/L	ND	5.0	12/17/15 20:46	
Lead, Dissolved	ug/L	ND	5.0	12/17/15 20:46	
Selenium, Dissolved	ug/L	ND	15.0	12/17/15 20:46	
Silver, Dissolved	ug/L	ND	7.0	12/17/15 20:46	

LABORATORY CONTROL SAMPLE: 1684550

Parameter	Units	Spike Conc.	LCS Result	LCS % Rec	% Rec Limits	Qualifiers
Arsenic, Dissolved	ug/L	1000	1100	110	80-120	
Barium, Dissolved	ug/L	1000	1110	111	80-120	
Cadmium, Dissolved	ug/L	1000	1080	108	80-120	
Chromium, Dissolved	ug/L	1000	1040	104	80-120	
Lead, Dissolved	ug/L	1000	1110	111	80-120	
Selenium, Dissolved	ug/L	1000	1110	111	80-120	
Silver, Dissolved	ug/L	500	526	105	80-120	

MATRIX SPIKE & MATRIX SPIKE DUPLICATE: 1684551 1684552

Parameter	Units	60209116001 Result	MS Spike Conc.	MSD Spike Conc.	MS Result	MSD Result	MS % Rec	MSD % Rec	% Rec Limits	RPD	Max RPD	Qual
Arsenic, Dissolved	ug/L	43.4	1000	1000	1160	1150	112	111	75-125	1	20	
Barium, Dissolved	ug/L	1740	1000	1000	2850	2860	111	113	75-125	0	20	
Cadmium, Dissolved	ug/L	ND	1000	1000	1090	1090	109	109	75-125	0	20	
Chromium, Dissolved	ug/L	ND	1000	1000	982	984	98	98	75-125	0	20	
Lead, Dissolved	ug/L	ND	1000	1000	1050	1040	105	104	75-125	0	20	
Selenium, Dissolved	ug/L	ND	1000	1000	1110	1110	111	111	75-125	0	20	
Silver, Dissolved	ug/L	ND	500	500	537	532	107	106	75-125	1	20	

Results presented on this page are in the units indicated by the "Units" column except where an alternate unit is presented to the right of the result.

REPORT OF LABORATORY ANALYSIS

This report shall not be reproduced, except in full,
without the written consent of Pace Analytical Services, Inc..

Pace Analytical Services, Inc.
9608 Loiret Blvd.
Lenexa, KS 66219
(913)599-5665

QUALITY CONTROL DATA

Project: Temp Wells BLDG 41/42
Pace Project No.: 60209254

QC Batch: MSV/73375 Analysis Method: EPA 5030B/8260
QC Batch Method: EPA 5030B/8260 Analysis Description: 8260 MSV Water 10 mL Purge
Associated Lab Samples: 60209254001, 60209254002, 60209254003, 60209254004, 60209254005, 60209254006

METHOD BLANK: 1686851 Matrix: Water
Associated Lab Samples: 60209254001, 60209254002, 60209254003, 60209254004, 60209254005, 60209254006

Parameter	Units	Blank Result	Reporting Limit	Analyzed	Qualifiers
1,1,1-Trichloroethane	ug/L	ND	0.50	12/18/15 18:37	
1,1,2,2-Tetrachloroethane	ug/L	ND	0.50	12/18/15 18:37	
1,1,2-Trichloroethane	ug/L	ND	0.50	12/18/15 18:37	
1,1,2-Trichlorotrifluoroethane	ug/L	ND	1.0	12/18/15 18:37	
1,1-Dichloroethane	ug/L	ND	0.70	12/18/15 18:37	
1,1-Dichloroethene	ug/L	ND	1.3	12/18/15 18:37	
1,2-Dichlorobenzene	ug/L	ND	1.0	12/18/15 18:37	
1,2-Dichloroethane	ug/L	ND	0.50	12/18/15 18:37	
1,2-Dichloroethene (Total)	ug/L	ND	5.0	12/18/15 18:37	
1,2-Dichloropropane	ug/L	ND	0.50	12/18/15 18:37	
1,3-Dichlorobenzene	ug/L	ND	1.0	12/18/15 18:37	
1,4-Dichlorobenzene	ug/L	ND	1.0	12/18/15 18:37	
2-Butanone (MEK)	ug/L	ND	5.0	12/18/15 18:37	
2-Hexanone	ug/L	ND	5.0	12/18/15 18:37	
4-Methyl-2-pentanone (MIBK)	ug/L	ND	5.0	12/18/15 18:37	
Acetone	ug/L	ND	10.0	12/18/15 18:37	
Benzene	ug/L	ND	2.0	12/18/15 18:37	
Bromodichloromethane	ug/L	ND	1.0	12/18/15 18:37	
Bromoform	ug/L	ND	2.0	12/18/15 18:37	
Bromomethane	ug/L	ND	3.0	12/18/15 18:37	
Carbon disulfide	ug/L	ND	5.0	12/18/15 18:37	
Carbon tetrachloride	ug/L	ND	1.2	12/18/15 18:37	
Chlorobenzene	ug/L	ND	0.70	12/18/15 18:37	
Chloroethane	ug/L	ND	5.2	12/18/15 18:37	
Chloroform	ug/L	ND	0.50	12/18/15 18:37	
Chloromethane	ug/L	ND	0.80	12/18/15 18:37	
cis-1,3-Dichloropropene	ug/L	ND	3.4	12/18/15 18:37	
Dibromochloromethane	ug/L	ND	0.90	12/18/15 18:37	
Ethylbenzene	ug/L	ND	2.0	12/18/15 18:37	
Methylene chloride	ug/L	ND	2.5	12/18/15 18:37	
Styrene	ug/L	ND	5.0	12/18/15 18:37	
Tetrachloroethene	ug/L	ND	0.50	12/18/15 18:37	
Toluene	ug/L	ND	2.0	12/18/15 18:37	
trans-1,3-Dichloropropene	ug/L	ND	0.60	12/18/15 18:37	
Trichloroethene	ug/L	ND	1.2	12/18/15 18:37	
Trichlorofluoromethane	ug/L	ND	5.0	12/18/15 18:37	
Vinyl chloride	ug/L	ND	1.8	12/18/15 18:37	
Xylene (Total)	ug/L	ND	7.0	12/18/15 18:37	
1,2-Dichloroethane-d4 (S)	%	99	80-120	12/18/15 18:37	
4-Bromofluorobenzene (S)	%	102	80-120	12/18/15 18:37	
Toluene-d8 (S)	%	101	80-120	12/18/15 18:37	

Results presented on this page are in the units indicated by the "Units" column except where an alternate unit is presented to the right of the result.

REPORT OF LABORATORY ANALYSIS

This report shall not be reproduced, except in full,
without the written consent of Pace Analytical Services, Inc..

Pace Analytical Services, Inc.
9608 Loiret Blvd.
Lenexa, KS 66219
(913)599-5665

QUALITY CONTROL DATA

Project: Temp Wells BLDG 41/42
Pace Project No.: 60209254

LABORATORY CONTROL SAMPLE: 1686852

Parameter	Units	Spike Conc.	LCS Result	LCS % Rec	% Rec Limits	Qualifiers
1,1,1-Trichloroethane	ug/L	20	18.9	94	80-120	
1,1,2,2-Tetrachloroethane	ug/L	20	18.2	91	73-121	
1,1,2-Trichloroethane	ug/L	20	18.3	91	80-120	
1,1,2-Trichlorotrifluoroethane	ug/L	20	19.9	99	80-120	
1,1-Dichloroethane	ug/L	20	19.1	96	80-120	
1,1-Dichloroethene	ug/L	20	17.9	89	80-120	
1,2-Dichlorobenzene	ug/L	20	19.6	98	80-120	
1,2-Dichloroethane	ug/L	20	19.1	96	81-120	
1,2-Dichloroethene (Total)	ug/L	40	37.2	93	80-120	
1,2-Dichloropropane	ug/L	20	19.2	96	80-120	
1,3-Dichlorobenzene	ug/L	20	18.5	92	80-120	
1,4-Dichlorobenzene	ug/L	20	18.6	93	80-120	
2-Butanone (MEK)	ug/L	100	100	100	67-122	
2-Hexanone	ug/L	100	97.2	97	75-121	
4-Methyl-2-pentanone (MIBK)	ug/L	100	98.8	99	76-120	
Acetone	ug/L	100	95.4	95	72-120	
Benzene	ug/L	20	19.9	100	80-120	
Bromodichloromethane	ug/L	20	19.5	98	80-120	
Bromoform	ug/L	20	18.2	91	73-138	
Bromomethane	ug/L	20	22.4	112	38-137	
Carbon disulfide	ug/L	20	20.1	101	71-129	
Carbon tetrachloride	ug/L	20	19.7	98	67-146	
Chlorobenzene	ug/L	20	19.2	96	80-120	
Chloroethane	ug/L	20	19.4	97	76-120	
Chloroform	ug/L	20	18.6	93	80-120	
Chloromethane	ug/L	20	23.7	119	34-165	
cis-1,3-Dichloropropene	ug/L	20	19.0	95	80-120	
Dibromochloromethane	ug/L	20	19.0	95	80-126	
Ethylbenzene	ug/L	20	19.7	99	80-120	
Methylene chloride	ug/L	20	19.7	98	80-120	
Styrene	ug/L	20	19.7	98	80-123	
Tetrachloroethene	ug/L	20	18.7	94	80-123	
Toluene	ug/L	20	19.2	96	80-120	
trans-1,3-Dichloropropene	ug/L	20	19.4	97	80-129	
Trichloroethene	ug/L	20	18.1	90	80-120	
Trichlorofluoromethane	ug/L	20	21.0	105	79-120	
Vinyl chloride	ug/L	20	22.2	111	62-125	
Xylene (Total)	ug/L	60	59.0	98	80-120	
1,2-Dichloroethane-d4 (S)	%			99	80-120	
4-Bromofluorobenzene (S)	%			101	80-120	
Toluene-d8 (S)	%			100	80-120	

Results presented on this page are in the units indicated by the "Units" column except where an alternate unit is presented to the right of the result.

REPORT OF LABORATORY ANALYSIS

This report shall not be reproduced, except in full,
without the written consent of Pace Analytical Services, Inc..

Pace Analytical Services, Inc.
9608 Loiret Blvd.
Lenexa, KS 66219
(913)599-5665

QUALITY CONTROL DATA

Project: Temp Wells BLDG 41/42
Pace Project No.: 60209254

QC Batch: MSV/73339 Analysis Method: EPA 8260
QC Batch Method: EPA 8260 Analysis Description: 8260 MSV MO GRO Oxygenates
Associated Lab Samples: 60209254001, 60209254002, 60209254003, 60209254005

METHOD BLANK: 1685829 Matrix: Water
Associated Lab Samples: 60209254001, 60209254002, 60209254003, 60209254005

Parameter	Units	Blank Result	Reporting Limit	Analyzed	Qualifiers
TPH-GRO	ug/L	ND	500	12/17/15 10:55	
1,2-Dichloroethane-d4 (S)	%	96	82-119	12/17/15 10:55	
4-Bromofluorobenzene (S)	%	98	80-120	12/17/15 10:55	
Toluene-d8 (S)	%	101	80-120	12/17/15 10:55	

LABORATORY CONTROL SAMPLE: 1685830

Parameter	Units	Spike Conc.	LCS Result	LCS % Rec	% Rec Limits	Qualifiers
TPH-GRO	ug/L	4000	4340	109	53-122	
1,2-Dichloroethane-d4 (S)	%			97	82-119	
4-Bromofluorobenzene (S)	%			100	80-120	
Toluene-d8 (S)	%			101	80-120	

MATRIX SPIKE & MATRIX SPIKE DUPLICATE: 1685831 1685832

Parameter	Units	60209305002 Result	MS Spike Conc.	MSD Spike Conc.	MS Result	MSD Result	MS % Rec	MSD % Rec	% Rec Limits	RPD	Max RPD	Qual
1,2-Dichloroethane-d4 (S)	%						97	98	82-119			
4-Bromofluorobenzene (S)	%						101	101	80-120			
Toluene-d8 (S)	%						101	101	80-120			
Preservation pH		1.0			1.0	1.0				0		

Results presented on this page are in the units indicated by the "Units" column except where an alternate unit is presented to the right of the result.

REPORT OF LABORATORY ANALYSIS

This report shall not be reproduced, except in full,
without the written consent of Pace Analytical Services, Inc..

Pace Analytical Services, Inc.
9608 Loiret Blvd.
Lenexa, KS 66219
(913)599-5665

QUALITY CONTROL DATA

Project: Temp Wells BLDG 41/42
Pace Project No.: 60209254

QC Batch: OEXT/52471 Analysis Method: EPA 8015B
QC Batch Method: EPA 3510C Analysis Description: EPA 8015B
Associated Lab Samples: 60209254001, 60209254002, 60209254003, 60209254005

METHOD BLANK: 1685776 Matrix: Water
Associated Lab Samples: 60209254001, 60209254002, 60209254003, 60209254005

Parameter	Units	Blank Result	Reporting Limit	Analyzed	Qualifiers
TPH-DRO (C10-C28)	mg/L	ND	0.50	12/21/15 03:16	
TPH-ORO (C28-C35)	mg/L	ND	0.50	12/21/15 03:16	
n-Tetracosane (S)	%	81	20-126	12/21/15 03:16	
p-Terphenyl (S)	%	84	31-126	12/21/15 03:16	

LABORATORY CONTROL SAMPLE: 1685777

Parameter	Units	Spike Conc.	LCS Result	LCS % Rec	% Rec Limits	Qualifiers
TPH-DRO (C10-C28)	mg/L	2.5	2.1	83	44-129	
n-Tetracosane (S)	%			91	20-126	
p-Terphenyl (S)	%			97	31-126	

Results presented on this page are in the units indicated by the "Units" column except where an alternate unit is presented to the right of the result.

REPORT OF LABORATORY ANALYSIS

This report shall not be reproduced, except in full,
without the written consent of Pace Analytical Services, Inc..

Pace Analytical Services, Inc.
9608 Loiret Blvd.
Lenexa, KS 66219
(913)599-5665

QUALITY CONTROL DATA

Project: Temp Wells BLDG 41/42
Pace Project No.: 60209254

QC Batch: OEXT/52455 Analysis Method: EPA 8270 by SIM
QC Batch Method: EPA 3510 Analysis Description: 8270 Water PAH by SIM MSSV
Associated Lab Samples: 60209254001, 60209254002, 60209254003, 60209254005

METHOD BLANK: 1684934 Matrix: Water
Associated Lab Samples: 60209254001, 60209254002, 60209254003, 60209254005

Parameter	Units	Blank Result	Reporting Limit	Analyzed	Qualifiers
1,4-Dioxane (p-Dioxane)	ug/L	ND	0.50	12/21/15 19:07	
Acenaphthene	ug/L	ND	0.10	12/18/15 18:25	
Acenaphthylene	ug/L	ND	0.10	12/18/15 18:25	
Anthracene	ug/L	ND	0.10	12/18/15 18:25	
Benzo(a)anthracene	ug/L	ND	0.10	12/18/15 18:25	
Benzo(a)pyrene	ug/L	ND	0.10	12/18/15 18:25	
Benzo(b)fluoranthene	ug/L	ND	0.10	12/18/15 18:25	
Benzo(g,h,i)perylene	ug/L	ND	0.10	12/18/15 18:25	
Benzo(k)fluoranthene	ug/L	ND	0.10	12/18/15 18:25	
Chrysene	ug/L	ND	0.10	12/18/15 18:25	
Dibenz(a,h)anthracene	ug/L	ND	0.10	12/18/15 18:25	
Fluoranthene	ug/L	ND	0.10	12/18/15 18:25	
Fluorene	ug/L	ND	0.10	12/18/15 18:25	
Indeno(1,2,3-cd)pyrene	ug/L	ND	0.10	12/18/15 18:25	
Naphthalene	ug/L	ND	0.50	12/18/15 18:25	
Phenanthrene	ug/L	ND	0.50	12/18/15 18:25	
Pyrene	ug/L	ND	0.10	12/18/15 18:25	
2-Fluorobiphenyl (S)	%	59	42-113	12/18/15 18:25	
Terphenyl-d14 (S)	%	67	50-118	12/18/15 18:25	

LABORATORY CONTROL SAMPLE: 1684935

Parameter	Units	Spike Conc.	LCS Result	LCS % Rec	% Rec Limits	Qualifiers
1,4-Dioxane (p-Dioxane)	ug/L	2	0.93	46	25-140	
Acenaphthene	ug/L	1	0.71	71	55-110	
Acenaphthylene	ug/L	1	0.72	72	53-111	
Anthracene	ug/L	1	0.71	71	54-113	
Benzo(a)anthracene	ug/L	1	0.74	74	60-117	
Benzo(a)pyrene	ug/L	1	0.70	70	57-116	
Benzo(b)fluoranthene	ug/L	1	0.74	74	58-119	
Benzo(g,h,i)perylene	ug/L	1	0.78	78	46-121	
Benzo(k)fluoranthene	ug/L	1	0.70	70	53-122	
Chrysene	ug/L	1	0.74	74	58-119	
Dibenz(a,h)anthracene	ug/L	1	0.74	74	43-125	
Fluoranthene	ug/L	1	0.73	73	59-116	
Fluorene	ug/L	1	0.73	73	49-119	
Indeno(1,2,3-cd)pyrene	ug/L	1	0.75	75	51-118	
Naphthalene	ug/L	1	0.72	72	57-110	
Phenanthrene	ug/L	1	0.73	73	59-114	
Pyrene	ug/L	1	0.76	76	55-123	

Results presented on this page are in the units indicated by the "Units" column except where an alternate unit is presented to the right of the result.

REPORT OF LABORATORY ANALYSIS

This report shall not be reproduced, except in full,
without the written consent of Pace Analytical Services, Inc..

Pace Analytical Services, Inc.
9608 Loiret Blvd.
Lenexa, KS 66219
(913)599-5665

QUALITY CONTROL DATA

Project: Temp Wells BLDG 41/42
Pace Project No.: 60209254

LABORATORY CONTROL SAMPLE: 1684935

Parameter	Units	Spike Conc.	LCS Result	LCS % Rec	% Rec Limits	Qualifiers
2-Fluorobiphenyl (S)	%			64	42-113	
Terphenyl-d14 (S)	%			69	50-118	

Results presented on this page are in the units indicated by the "Units" column except where an alternate unit is presented to the right of the result.

REPORT OF LABORATORY ANALYSIS

This report shall not be reproduced, except in full,
without the written consent of Pace Analytical Services, Inc..

Pace Analytical Services, Inc.
9608 Loiret Blvd.
Lenexa, KS 66219
(913)599-5665

QUALIFIERS

Project: Temp Wells BLDG 41/42
Pace Project No.: 60209254

DEFINITIONS

DF - Dilution Factor, if reported, represents the factor applied to the reported data due to dilution of the sample aliquot.

ND - Not Detected at or above adjusted reporting limit.

J - Estimated concentration above the adjusted method detection limit and below the adjusted reporting limit.

MDL - Adjusted Method Detection Limit.

PQL - Practical Quantitation Limit.

RL - Reporting Limit.

S - Surrogate

1,2-Diphenylhydrazine decomposes to and cannot be separated from Azobenzene using Method 8270. The result for each analyte is a combined concentration.

Consistent with EPA guidelines, unrounded data are displayed and have been used to calculate % recovery and RPD values.

LCS(D) - Laboratory Control Sample (Duplicate)

MS(D) - Matrix Spike (Duplicate)

DUP - Sample Duplicate

RPD - Relative Percent Difference

NC - Not Calculable.

SG - Silica Gel - Clean-Up

U - Indicates the compound was analyzed for, but not detected.

N-Nitrosodiphenylamine decomposes and cannot be separated from Diphenylamine using Method 8270. The result reported for each analyte is a combined concentration.

Pace Analytical is TNI accredited. Contact your Pace PM for the current list of accredited analytes.

TNI - The NELAC Institute.

LABORATORIES

PASI-K	Pace Analytical Services - Kansas City

BATCH QUALIFIERS

Batch: OEXT/52455

[M5] A matrix spike/matrix spike duplicate was not performed for this batch due to insufficient sample volume.

Batch: MSV/73375

[M5] A matrix spike/matrix spike duplicate was not performed for this batch due to insufficient sample volume.

ANALYTE QUALIFIERS

1e	A matrix spike/matrix spike duplicate was not performed for this batch due to insufficient sample volume.
D9	Dissolved result is greater than the total. Data is within laboratory control limits.

This report shall not be reproduced, except in full,
without the written consent of Pace Analytical Services, Inc..

Pace Analytical Services, Inc.
9608 Loiret Blvd.
Lenexa, KS 66219
(913)599-5665

QUALITY CONTROL DATA CROSS REFERENCE TABLE

Project: Temp Wells BLDG 41/42
Pace Project No.: 60209254

Lab ID	Sample ID	QC Batch Method	QC Batch	Analytical Method	Analytical Batch
60209254001	TWAFL1506-01U-1210-01	EPA 120.1	FLD/16355		
60209254002	TWAFL1506-02L-1210-01	EPA 120.1	FLD/16355		
60209254003	TWAFL1506-06L-1210-01	EPA 120.1	FLD/16355		
60209254005	TWBD41506-03L-1210-01	EPA 120.1	FLD/16355		
60209254001	TWAFL1506-01U-1210-01	SM 4500-H+B	FLD/16353		
60209254002	TWAFL1506-02L-1210-01	SM 4500-H+B	FLD/16353		
60209254003	TWAFL1506-06L-1210-01	SM 4500-H+B	FLD/16353		
60209254005	TWBD41506-03L-1210-01	SM 4500-H+B	FLD/16353		
60209254001	TWAFL1506-01U-1210-01	SM 2550B	FLD/16354		
60209254002	TWAFL1506-02L-1210-01	SM 2550B	FLD/16354		
60209254003	TWAFL1506-06L-1210-01	SM 2550B	FLD/16354		
60209254005	TWBD41506-03L-1210-01	SM 2550B	FLD/16354		
60209254001	TWAFL1506-01U-1210-01		FLD/16356		
60209254002	TWAFL1506-02L-1210-01		FLD/16356		
60209254003	TWAFL1506-06L-1210-01		FLD/16356		
60209254005	TWBD41506-03L-1210-01		FLD/16356		
60209254001	TWAFL1506-01U-1210-01	EPA 3510C	OEXT/52471	EPA 8015B	GCSV/20250
60209254002	TWAFL1506-02L-1210-01	EPA 3510C	OEXT/52471	EPA 8015B	GCSV/20250
60209254003	TWAFL1506-06L-1210-01	EPA 3510C	OEXT/52471	EPA 8015B	GCSV/20250
60209254005	TWBD41506-03L-1210-01	EPA 3510C	OEXT/52471	EPA 8015B	GCSV/20250
60209254001	TWAFL1506-01U-1210-01	EPA 3010	MPRP/34240	EPA 6010	ICP/25146
60209254002	TWAFL1506-02L-1210-01	EPA 3010	MPRP/34240	EPA 6010	ICP/25146
60209254003	TWAFL1506-06L-1210-01	EPA 3010	MPRP/34240	EPA 6010	ICP/25146
60209254005	TWBD41506-03L-1210-01	EPA 3010	MPRP/34240	EPA 6010	ICP/25146
60209254001	TWAFL1506-01U-1210-01	EPA 3010	MPRP/34260	EPA 6010	ICP/25156
60209254002	TWAFL1506-02L-1210-01	EPA 3010	MPRP/34260	EPA 6010	ICP/25156
60209254003	TWAFL1506-06L-1210-01	EPA 3010	MPRP/34260	EPA 6010	ICP/25156
60209254005	TWBD41506-03L-1210-01	EPA 3010	MPRP/34260	EPA 6010	ICP/25156
60209254001	TWAFL1506-01U-1210-01	EPA 7470	MERP/10189	EPA 7470	MERC/10138
60209254002	TWAFL1506-02L-1210-01	EPA 7470	MERP/10189	EPA 7470	MERC/10138
60209254003	TWAFL1506-06L-1210-01	EPA 7470	MERP/10189	EPA 7470	MERC/10138
60209254005	TWBD41506-03L-1210-01	EPA 7470	MERP/10189	EPA 7470	MERC/10138
60209254001	TWAFL1506-01U-1210-01	EPA 7470	MERP/10191	EPA 7470	MERC/10140
60209254002	TWAFL1506-02L-1210-01	EPA 7470	MERP/10191	EPA 7470	MERC/10140
60209254003	TWAFL1506-06L-1210-01	EPA 7470	MERP/10191	EPA 7470	MERC/10140
60209254005	TWBD41506-03L-1210-01	EPA 7470	MERP/10191	EPA 7470	MERC/10140
60209254001	TWAFL1506-01U-1210-01	EPA 3510	OEXT/52455	EPA 8270 by SIM	MSSV/17043
60209254002	TWAFL1506-02L-1210-01	EPA 3510	OEXT/52455	EPA 8270 by SIM	MSSV/17043
60209254003	TWAFL1506-06L-1210-01	EPA 3510	OEXT/52455	EPA 8270 by SIM	MSSV/17043
60209254005	TWBD41506-03L-1210-01	EPA 3510	OEXT/52455	EPA 8270 by SIM	MSSV/17043
60209254001	TWAFL1506-01U-1210-01	EPA 5030B/8260	MSV/73375		
60209254002	TWAFL1506-02L-1210-01	EPA 5030B/8260	MSV/73375		
60209254003	TWAFL1506-06L-1210-01	EPA 5030B/8260	MSV/73375		
60209254004	QAEB-151210-01	EPA 5030B/8260	MSV/73375		

This report shall not be reproduced, except in full,
without the written consent of Pace Analytical Services, Inc..

Pace Analytical Services, Inc.
9608 Loiret Blvd.
Lenexa, KS 66219
(913)599-5665

QUALITY CONTROL DATA CROSS REFERENCE TABLE

Project: Temp Wells BLDG 41/42
Pace Project No.: 60209254

Lab ID	Sample ID	QC Batch Method	QC Batch	Analytical Method	Analytical Batch
60209254005	**TWBD41506-03L-1210-01**	EPA 5030B/8260	MSV/73375		
60209254006	**QATB-151210-01**	EPA 5030B/8260	MSV/73375		
60209254001	**TWAFL1506-01U-1210-01**	EPA 8260	MSV/73339		
60209254002	**TWAFL1506-02L-1210-01**	EPA 8260	MSV/73339		
60209254003	**TWAFL1506-06L-1210-01**	EPA 8260	MSV/73339		
60209254005	**TWBD41506-03L-1210-01**	EPA 8260	MSV/73339		

This report shall not be reproduced, except in full,
without the written consent of Pace Analytical Services, Inc..

Pace Analytical
www.pacelabs.com

Sample Condition Upon Receipt

WO# : 60209254

60209254

Client Name: Honeywell

Optional
Proj Due Date:
Proj Name:

Courier: FedEx ☐ UPS ☐ VIA ☐ Clay ☐ PEX ☐ ECI ☐ Pace☒ Lewis Other ☐ Client ☐

Tracking #: _____ Pace Shipping Label Used? Yes ☐ No ☒

Custody Seal on Cooler/Box Present: Yes ☐ No ☒ Seals intact: Yes ☐ No ☒

Packing Material: Bubble Wrap ☒ Bubble Bags ☐ Foam ☐ None ☐ Other ☐

Thermometer Used: CF +0.8 T-239 / CF +0.7 T-262 **Type of Ice:** Wet Blue None (circle one) ☐ Samples received on ice, cooling process has begun.

Cooler Temperature: 3.6, 4.2

Temperature should be above freezing to 6°C

Date and initials of person examining contents: JM 12/10/15 1725

Chain of Custody present:	☑Yes ☐No ☐N/A	1.
Chain of Custody filled out:	☑Yes ☐No ☐N/A	2.
Chain of Custody relinquished:	☑Yes ☐No ☐N/A	3.
Sampler name & signature on COC:	☑Yes ☐No ☐N/A	4.
Samples arrived within holding time:	☑Yes ☐No ☐N/A	5.
Short Hold Time analyses (<72hr):	☐Yes ☑No ☐N/A	6.
Rush Turn Around Time requested:	☐Yes ☑No ☐N/A	7.
Sufficient volume:	☑Yes ☐No ☐N/A	8.
Correct containers used:	☑Yes ☐No ☐N/A	
Pace containers used:	☑Yes ☐No ☐N/A	9.
Containers intact:	☑Yes ☐No ☐N/A	10.
Unpreserved 5035A soils frozen w/in 48hrs?	☐Yes ☐No ☑N/A	11.
Filtered volume received for dissolved tests?	☑Yes ☐No ☑N/A	12.
Sample labels match COC:	☑Yes ☐No ☐N/A	
Includes date/time/ID/analyses Matrix: water		13.
All containers needing preservation have been checked.	☑Yes ☐No ☑N/A	
All containers needing preservation are found to be in compliance with EPA recommendation.	☑Yes ☐No ☑N/A	14.
Exceptions: VOA, Coliform, O&G, WI-DRO (water)	☑Yes ☐No	Initial when completed JM / Lot # of added preservative
Trip Blank present:	☐Yes ☐No ☑N/A	
Pace Trip Blank lot # (if purchased): N/A		15.
Headspace in VOA vials (>6mm):	☐Yes ☐No ☑N/A	16.
Project sampled in USDA Regulated Area:	☐Yes ☐No ☑N/A	17. List State:
Additional labels attached to 5035A vials in the field?	☐Yes ☐No ☑N/A	18.

Client Notification/ Resolution: Copy COC to Client? Y / N Field Data Required? Y / N

Person Contacted: _____ Date/Time: _____

Comments/ Resolution: _____

Project Manager Review: _____ Date: _____

CHAIN_OF_CUSTODY / Analytical Request Document

12/7/2015

Pace Analytical

Page: 1 of 1

Section A — Required Client Information

Client:	HONEYWELL FM&T
Address:	D/SE1 OD48 PO Box 419159
Kansas City	MO
Email:	
Phone:	997-7332 pgr 0209
Due/TAT:	

Section B — Required Project Information

Report to:	
Copy to:	
PO #:	
Project:	Temp. Wells BLDG 41/42
Project #:	

Section C — Invoice Information

Attention:	Accounts Recievable
Company:	
Address:	
Quote Ref:	
Pace PM:	BLG
Pace Profile:	8218: 1

Regulatory Agency: No

Site Location STATE:

60209254

Section D — Required Client Information

SAMPLE
(A-Z, 0-9/,-)
Sample IDs MUST BE UNIQUE

Matrix Codes
Drinking Water = DW
WATER = WT
WASTE WATER = WW
PRODUCT = P
SOIL/SOLID = SL
OIL = OL
WIPE = WP
AIR = AR
OTHER = OT
TISSUE = TS

Item #	Sample IDs	MATRIX CODE	Sample Type (G=Grab C=Comp)	COLLECTED Composite Start Date	Composite Start Time	Composite End/Grab Date	Composite End/Grab Time	Total # of Containers	Preservation: Unpreserved	H2SO4	HNO3	HCL	NaOH	Na2S2O3	Methanol	Other	Analysis Test	Pace Project No. / Lab I.D.
1	TWAFL1506-01U-1210-01	WT				12/10/15	1158	13	6		25						8270 PAH / 8 RCRA Metals Total / 8 RCRA Metal Dissolv / 1668a PCBs (MN) / 8015 DRO & ORO / 8260 DRO & VOA 94	Blanks for MMDD only 001
2	TWAFL1506-02L-1210-01	WT				12/10/15	1134	13	6		25							002
3	~~TWAFL1506-03U-01~~																	
4	~~TWAFL1506-04L-01~~																	
5	~~TWAFL1506-05U-01~~																	
6	TWAFL1506-06L-1210-01	WT				12/10/15	1446	13	6		25							003
7	~~TWAFL1506-07U-01~~																	
8	~~TWAFL1506-08L-01~~																	
9	QAFB-15 1210-01	WT				12/10/15	1049	2				2					VOA only	2(DLGTH) 004
10																		

COMMENTS	RELINQUISHED BY	DATE	TIME	ACCEPTED BY	DATE	TIME	SAMPLE CONDITIONS	Temp C	Received On Ice	Custody Sealed	Samples Intact
		12/10/15	1559		12/10/15	1559		3.6	Y	N	Y
								4.2	Y	N	Y

SAMPLER NAME AND SIGNATURE

Print Name of Sampler:

Signature of Sampler:

Date Signed: 12/10/15

CHAIN_OF_CUSTODY / Analytical Request Document

12/7/2015

Pace Analytical™

Page: / of /

Section A Required Client Information	Section B Required Project Information	Section C Invoice Information	
Client: HONEYWELL FM&T	Report to:	Attention: Accounts Recievable	
Address: D/SE1 OD48 PO Box 419159	Copy to:	Company:	Regulatory Agency No
Kansas City MO		Address:	
Email:	PO #:	Quote Ref:	
Phone: 997-7332 pgr 0209	Project: Temp. Wells BLDG 4	Pace PM: BLG	Site Location STATE
Due/TAT:	Project #:	Pace Profile: 8218: 1	

60209254

Section D Required Client Information

Matrix Codes
Drinking Water = DW
WATER = WT
WASTE WATER = WW
PRODUCT = P
SOIL/SOLID = SL
OIL = OL
WIPE = WP
AIR = AR
OTHER = OT
TISSUE = TS

SAMPLE (A-Z, 0-9/,-)
Sample IDs MUST BE UNIQUE

Item #	Sample IDs MUST BE UNIQUE	MATRIX CODE	Sample Type (G=Grab C=Comp)	COLLECTED Composite Start Date	Composite Start Time	Composite End/Grab Date	Composite End/Grab Time	Total # of Containers	Preservation and Quantity: NONE	Unpreserved	H2SO4	HNO3	HCL	NaOH	Na2S2O3	Methanol	Other	Analysis Test: 8270 PAH	8 RCRA Metals Total	8 RCRA Metal Dissolv	1668a PCBs (MN)	8015 DRO & ORO	8260 DRO & VOA 94						Pace Project No. / Lab I.D. Blanks for MMDD only
1	~~TWBD41506-01~~L- -01 LR 12-10-15																												
2	~~TWBD41506-02~~L- -01 LR 12-10-15																												
3	TWBD41506-03L-1210 -01	LT				12/10/15	919	9		4			5											5(DEPH)	4(AGM)	1(BBN)	1(BB3P)		005
4	~~TWBD41506-04L~~- -01 LR 12-10-15																												
5	QATB-151210-01	LT				12/10/15	919	2					2					VOA only.						2(DEPH)					006
6																													
7																													
8																													
9																													
10																													

COMMENTS	RELINQUISHED BY	DATE	TIME	ACCEPTED BY	DATE	TIME	SAMPLE CONDITIONS			
	[signature]	12/10/15	1559	[signature]	12/10/15	1559	3.6	Y	N	Y
							4.2	Y	N	Y

SAMPLER NAME AND SIGNATURE
Print Name of Sampler: [signature]
Signature of Sampler: [signature]
Date Signed: 12/10/15

Temp C | Received On Ice | Custody Sealed | Samples Intact

Pace Analytical™
www.pacelabs.com

Pace Analytical Services, Inc.
1700 Elm Street
Minneapolis, MN 55414
Phone: 612.607.1700
Fax: 612.607.6444

Report Prepared for:

Brad Godwin
PACE Kansas
9608 Loiret Blvd
Lenexa KS 66219

REPORT OF LABORATORY ANALYSIS FOR PCBs

Report Information:

Pace Project #: 10333516
Sample Receipt Date: 12/15/2015
Client Project #: 60209254
Client Sub PO #: N/A
State Cert #: N/A

Invoicing & Reporting Options:

The report provided has been invoiced as a Level 2 PCB Report. If an upgrade of this report package is requested, an additional charge may be applied.

Please review the attached invoice for accuracy and forward any questions to Scott Unze, your Pace Project Manager.

This report has been reviewed by:

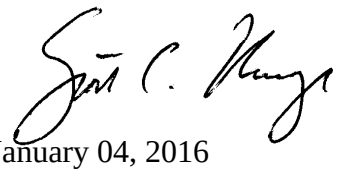

January 04, 2016

Scott Unze, Project Manager
(612) 607-6383
(612) 607-6444 (fax)
scott.unze@pacelabs.com

Report Prepared Date:
January 4, 2016

Report of Laboratory Analysis

This report should not be reproduced, except in full,
without the written consent of Pace Analytical Services, Inc.

The results relate only to the samples included in this report.

Pace Analytical Services, Inc.
1700 Elm Street
Minneapolis, MN 55414
Phone: 612.607.1700
Fax: 612.607.6444

DISCUSSION

This report presents the results from the analyses performed on four samples submitted by a representative of Pace Analytical Services, Kansas. The samples were analyzed for the presence or absence of polychlorinated biphenyl (PCB) congeners using USEPA Method 1668A. Reporting limits were set to 60 ppq, where supported by the estimated detection limits (EDLs), and were not adjusted for sample volume.

All of the isotopically-labeled PCB internal standards in the extracts were recovered within the target ranges for this method. Since the quantification of the native PCB congeners was based on internal standard and isotope dilution methodology, the data were automatically corrected for variation in recovery and accurate values were obtained.

A laboratory method blank was prepared and analyzed with the sample batch as part of our routine quality control procedures. The results show the the blank to contain a low level of PCB congener #11. The sample extracts contained similar amounts of this congener and were flagged "B" to indicate that the levels determined appear to have originated in the laboratory.

Laboratory spike samples were also prepared with the sample set using reference material that had been fortified with native standards. The results show that the spiked native compounds were recovered at 83-109% with relative percent differences of 5.0-12.6%. These values were within method limits. Matrix spikes were not prepared with this extraction batch.

This report shall not be reproduced, except in full,
without the written consent of Pace Analytical Services, Inc.

Pace Analytical Services, Inc.
1700 Elm Street - Suite 200
Minneapolis, MN 55414

Tel: 612-607-1700
Fax: 612- 607-6444

Minnesota Laboratory Certifications

Authority	Certificate #	Authority	Certificate #
A2LA	2926.01	Mississippi	MN00064
Alabama	40770	Montana	92
Alaska	MN00064	Nebraska	
Arizona	AZ0014	Nevada	MN_00064_200
Arkansas	88-0680	New Jersey (NE	MN002
California	01155CA	New York (NEL	11647
Colorado	MN00064	North Carolina	27700
Connecticut	PH-0256	North Dakota	R-036
EPA Region 8	8TMS-Q	Ohio	4150
Florida (NELAP	E87605	Oklahoma	D9922
Georgia (DNR)	959	Oregon (ELAP)	MN200001-005
Guam	959	Oregon (OREL	MN300001-001
Hawaii	SLD	Pennsylvania	68-00563
Idaho	MN00064	Puerto Rico	MN00064
Illinois	200012	Saipan	MP0003
Indiana	C-MN-01	South Carolina	74003001
Indiana	C-MN-01	Tennessee	TN02818
Iowa	368	Texas	T104704192-08
Kansas	E-10167	Utah (NELAP)	MN00064
Kentucky	90062	Virginia	00251
Louisiana	03086	Washington	C755
Maine	2007029	West Virginia	9952C
Maryland	322	Wisconsin	999407970
Michigan	9909	Wyoming	8TMS-Q
Minnesota	027-053-137		

REPORT OF LABORATORY ANALYSIS

This report shall not be reproduced, except in full,
without the written consent of Pace Analytical Services, Inc.

Appendix A

Sample Management

10333516

Chain of Custody

Pace Analytical
www.pacelabs.com

Workorder: 60209254 **Workorder Name:** Temp Wells BLDG 41/42 **Owner Received Date:** 12/10/2015 **Results Requested By:** 01/15/2016

Report To	Subcontract To
Brad Godwin Pace Analytical Services, Inc. 9608 Loiret Blvd. Lenexa, KS 66219 Phone (913)599-5665 Fax (913)599-1759	Pace Analytical Minnesota 1700 Elm Street Suite 200 Minneapolis, MN 55414 Phone (612)607-1700

Item	Sample ID	Sample Type	Collect Date/Time	Lab ID	Matrix	Preserved Containers: Upreserved	Requested Analysis: 1668A PCBs "209 List	LAB USE ONLY
1	TWAFL1506-01U-1210-01	PS	12/10/2015 11:58	60209254001	Water	2	X	-001
2	TWAFL1506-02L-1210-01	PS	12/10/2015 11:34	60209254002	Water	2	X	-002
3	TWAFL1506-06L-1210-01	PS	12/10/2015 14:46	60209254003	Water	2	X	-003
4	TWBD41506-03L-1210-01	PS	12/10/2015 09:19	60209254005	Water	1	X	-004
5								

Transfers	Released By	Date/Time	Received By	Date/Time
1		12/9/15 1700		12/10/15 0840
2				
3				

Comments

Cooler Temperature on Receipt 0.8 °C | **Custody Seal** (Y) or | **Received on Ice** (Y) or | **Samples Intact** (Y) or N

****In order to maintain client confidentiality, location/name of the sampling site, sampler's name and signature may not be provided on this COC document. This chain of custody is considered complete as is since this information is available in the owner laboratory.*

Pace Analytical	Document Name: **Sample Condition Upon Receipt Form**	Document Revised: 23Feb2015 Page 1 of 1
	Document No.: **F-MN-L-213-rev.13**	Issuing Authority: Pace Minnesota Quality Office

Sample Condition Upon Receipt **Client Name:** Pace, VM **Project #:** WO#: 10333516

Courier: ☐ Fed Ex ☐ UPS ☐ USPS ☐ Client ☐ Commercial ☑ Pace ☐ SpeeDee ☐ Other:_____

Tracking Number: _____

Custody Seal on Cooler/Box Present? ☑ Yes ☐ No **Seals Intact?** ☑ Yes ☐ No **Optional:** Proj. Due Date: Proj. Name:

Packing Material: ☐ Bubble Wrap ☑ Bubble Bags ☐ None ☐ Other:_____ **Temp Blank?** ☑ Yes ☐ No

Thermometer Used: ☐ B88A9130516413 ☑ B88A912167504 ☐ B88A0143310098 **Type of Ice:** ☑ Wet ☐ Blue ☐ None ☐ Samples on ice, cooling process has begun

Cooler Temp Read (°C): 05, 09 **Cooler Temp Corrected (°C):** 08, 12 **Biological Tissue Frozen?** ☐ Yes ☑ No ☐ N/A

Temp should be above freezing to 6°C **Correction Factor:** +0.3 **Date and Initials of Person Examining Contents:** CAH 12-15-15

USDA Regulated Soil (☐ N/A, water sample)

Did samples originate in a quarantine zone within the United States: AL, AR, AZ, CA, FL, GA, ID, LA. MS, NC, NM, NY, OK, OR, SC, TN, TX or WA (check maps)? ☐ Yes ☐ No

Did samples originate from a foreign source (internationally, including Hawaii and Puerto Rico)? ☐ Yes ☐ No

If Yes to either question, fill out a Regulated Soil Checklist (F-MN-Q-338) and include with SCUR/COC paperwork.

				COMMENTS:
Chain of Custody Present?	☑ Yes	☐ No	☐ N/A	1.
Chain of Custody Filled Out?	☑ Yes	☐ No	☐ N/A	2.
Chain of Custody Relinquished?	☑ Yes	☐ No	☐ N/A	3.
Sampler Name and/or Signature on COC?	☑ Yes	☐ No	☐ N/A	4.
Samples Arrived within Hold Time?	☑ Yes	☐ No	☐ N/A	5.
Short Hold Time Analysis (<72 hr)?	☐ Yes	☑ No	☐ N/A	6.
Rush Turn Around Time Requested?	☐ Yes	☑ No	☐ N/A	7.
Sufficient Volume?	☑ Yes	☐ No	☐ N/A	8.
Correct Containers Used?	☑ Yes	☐ No	☐ N/A	9.
-Pace Containers Used?	☑ Yes	☐ No	☐ N/A	
Containers Intact?	☑ Yes	☐ No	☐ N/A	10.
Filtered Volume Received for Dissolved Tests?	☐ Yes	☐ No	☑ N/A	11. Note if sediment is visible in the dissolved container
Sample Labels Match COC?	☑ Yes	☐ No	☐ N/A	12.
-Includes Date/Time/ID/Analysis Matrix: WT				
All containers needing acid/base preservation have been checked?	☐ Yes	☐ No	☑ N/A	13. ☐ HNO_3 ☐ H_2SO_4 ☐ NaOH ☐ HCl Sample #
All containers needing preservation are found to be in compliance with EPA recommendation? (HNO_3, H_2SO_4, HCl<2; NaOH >9 Sulfide, NaOH>12 Cyanide)	☐ Yes	☐ No	☑ N/A	
Exceptions: VOA, Coliform, TOC, Oil and Grease, DRO/8015 (water) DOC	☐ Yes	☐ No	☑ N/A	Initial when completed: _____ Lot # of added preservative: _____
Headspace in VOA Vials (>6mm)?	☐ Yes	☐ No	☑ N/A	14.
Trip Blank Present?	☐ Yes	☐ No	☑ N/A	15.
Trip Blank Custody Seals Present?	☐ Yes	☐ No	☑ N/A	
Pace Trip Blank Lot # (if purchased): _____				

CLIENT NOTIFICATION/RESOLUTION **Field Data Required?** ☐ Yes ☐ No

Person Contacted: _____ Date/Time: _____

Comments/Resolution: _____

Project Manager Review: _____ **Date:** 12/15/15

Note: Whenever there is a discrepancy affecting North Carolina compliance samples, a copy of this form will be sent to the North Carolina DEHNR Certification Office (i.e out of hold, incorrect preservative, out of temp, incorrect containers).

Pace Analytical Services, Inc.
1700 Elm Street - Suite 200
Minneapolis, MN 55414

Tel: 612-607-1700
Fax: 612- 607-6444

Reporting Flags

A = Reporting Limit based on signal to noise

B = Less than 10x higher than method blank level

C = Result obtained from confirmation analysis

D = Result obtained from analysis of diluted sample

E = Exceeds calibration range

I = Interference present

J = Estimated value

Nn = Value obtained from additional analysis

P = PCDE Interference

R = Recovery outside target range

S = Peak saturated

U = Analyte not detected

V = Result verified by confirmation analysis

X = %D Exceeds limits

Y = Calculated using average of daily RFs

* = See Discussion

This report shall not be reproduced, except in full,
without the written consent of Pace Analytical Services, Inc.

Appendix B

Sample Analysis Summary

Pace Analytical Services, Inc.
1700 Elm Street - Suite 200
Minneapolis, MN 55414

Tel: 612-607-1700
Fax: 612- 607-6444

Method 1668A Polychlorobiphenyl Sample Analysis Results

Client - PACE Kansas

Client's Sample ID	TWBD41506-03L-1210-01		
Lab Sample ID	60209254005		
Filename	P151229B_12		
Injected By	BAL		
Total Amount Extracted	837 mL	Matrix	Water
% Moisture	NA	Dilution	5
Dry Weight Extracted	NA	Collected	12/10/2015 09:19
ICAL ID	P151229B02	Received	12/15/2015 18:00
CCal Filename(s)	P151229B_01	Extracted	12/24/2015 11:45
Method Blank ID	BLANK-48291	Analyzed	12/29/2015 21:56

PCB Isomer	IUPAC	RT	Ratio	ng's Added	ng's Found	% Recovery
Labeled Analytes						
13C-2-MoCB	1	8.172	3.13	2.0	1.73	86
13C-4-MoCB	3	10.688	2.93	2.0	1.81	90
13C-2,2'-DiCB	4	10.952	1.61	2.0	1.82	91
13C-4,4'-DiCB	15	17.684	1.57	2.0	1.89	95
13C-2,2',6-TrCB	19	14.496	1.05	2.0	1.80	90
13C-3,4,4'-TrCB	37	25.437	1.05	2.0	1.89	94
13C-2,2',6,6'-TeCB	54	17.957	0.78	2.0	1.69	85
13C-3,4,4',5-TeCB	81	32.670	0.78	2.0	1.99	100
13C-3,3',4,4'-TeCB	77	33.273	0.76	2.0	1.90	95
13C-2,2',4,6,6'-PeCB	104	24.011	1.61	2.0	1.69	85
13C-2,3,3',4,4'-PeCB	105	36.952	1.65	2.0	1.76	88
13C-2,3,4,4',5-PeCB	114	36.281	1.59	2.0	1.78	89
13C-2,3',4,4',5-PeCB	118	35.711	1.64	2.0	1.74	87
13C-2,3',4,4',5'-PeCB	123	35.359	1.66	2.0	1.78	89
13C-3,3',4,4',5-PeCB	126	40.256	1.66	2.0	1.91	95
13C-2,2',4,4',6,6'-HxCB	155	30.138	1.29	2.0	1.87	93
13C-HxCB (156/157)	156/157	43.397	1.27	4.0	3.46	86
13C-2,3',4,4',5,5'-HxCB	167	42.173	1.29	2.0	1.70	85
13C-3,3',4,4',5,5'-HxCB	169	46.819	1.24	2.0	1.76	88
13C-2,2',3,4',5,6,6'-HpCB	188	36.197	1.04	2.0	1.85	92
13C-2,3,3',4,4',5,5'-HpCB	189	49.440	1.05	2.0	1.75	88
13C-2,2',3,3',5,5',6,6'-OcCB	202	41.854	0.88	2.0	1.93	96
13C-2,3,3',4,4',5,5',6-OcCB	205	52.113	0.89	2.0	1.83	91
13C-2,2',3,3',4,4',5,5',6-NoCB	206	53.881	0.81	2.0	1.84	92
13C-2,2',3,3',4,5,5',6,6'-NoCB	208	48.858	0.79	2.0	1.86	93
13C--DeCB	209	55.627	0.69	2.0	2.27	113
Cleanup Standards						
13C-2,4,4'-TrCB	28	21.043	1.04	2.0	1.89	94
13C-2,3,3',5,5'-PeCB	111	33.273	1.61	2.0	1.87	94
13C-2,2',3,3',5,5',6-HpCB	178	39.434	1.03	2.0	2.06	103
Recovery Standards						
13C-2,5-DiCB	9	13.226	1.61	2.0	NA	NA
13C-2,2',5,5'-TeCB	52	23.005	0.81	2.0	NA	NA
13C-2,2',4,5,5'-PeCB	101	30.389	1.60	2.0	NA	NA
13C-2,2',3,4,4',5'-HxCB	138	38.981	1.29	2.0	NA	NA
13C-2,2',3,3',4,4',5,5'-OcCB	194	51.596	0.88	2.0	NA	NA

Conc = Concentration
EML =Method Specified Reporting Limit (1668A)
EMPC = Estimated Maximum Possible Concentration
A = Limit of Detection based on signal to noise
B = Less than 10 times higher than method blank level
R = Recovery outside of Method 1668A control limits
Nn = Value obtained from additional analyses

ND = Not Detected
NA = Not Applicable
NC = Not Calculated
* = See Discussion
X = Outside QC Limits
RT = Retention Time
I = Interference
ng's = Nanograms

REPORT OF LABORATORY ANALYSIS

This report shall not be reproduced, except in full,
without the written consent of Pace Analytical Services, Inc.

Pace Analytical Services, Inc.
1700 Elm Street - Suite 200
Minneapolis, MN 55414

Tel: 612-607-1700
Fax: 612- 607-6444

Method 1668A Polychlorobiphenyl
Sample Analysis Results

Client Sample ID TWBD41506-03L-1210-01
Lab Sample ID 60209254005
Filename P151229B_12

IUPAC	Co-elutions	RT	Ratio	Concentration ng/L		EMPC ng/L	EML ng/L
1		---	---	ND		---	0.0600
2		---	---	ND		---	0.0600
3		---	---	ND		---	0.0600
4		---	---	ND		---	0.0600
5		---	---	ND		---	0.0600
6		---	---	ND		---	0.0600
7		---	---	ND		---	0.0600
8		14.197	1.41	0.0624		---	0.0600
9		---	---	ND		---	0.0600
10		---	---	ND		---	0.0600
11		16.989	1.48	0.182	B	---	0.0600
12	12/13	---	---	ND		---	0.120
13	12/13	---	---	ND		---	0.120
14		---	---	ND		---	0.0600
15		---	---	ND		---	0.0600
16		---	---	ND		---	0.0600
17		---	---	ND		---	0.0600
18	18/30	---	---	ND		---	0.120
19		---	---	ND		---	0.0600
20	20/28	---	---	ND		---	0.120
21	21/33	---	---	ND		---	0.120
22		---	---	ND		---	0.0600
23		---	---	ND		---	0.0600
24		---	---	ND		---	0.0600
25		---	---	ND		---	0.0600
26	26/29	---	---	ND		---	0.120
27		---	---	ND		---	0.0600
28	20/28	---	---	ND		---	0.120
29	26/29	---	---	ND		---	0.120
30	18/30	---	---	ND		---	0.120
31		---	---	ND		---	0.0600
32		---	---	ND		---	0.0600
33	21/33	---	---	ND		---	0.120
34		---	---	ND		---	0.0600
35		---	---	ND		---	0.0600
36		---	---	ND		---	0.0600
37		---	---	ND		---	0.0600
38		---	---	ND		---	0.0600
39		---	---	ND		---	0.0600
40	40/41/71	---	---	ND		---	0.180
41	40/41/71	---	---	ND		---	0.180
42		---	---	ND		---	0.0600
43	43/73	---	---	ND		---	0.120
44	44/47/65	---	---	ND		---	0.180
45	45/51	---	---	ND		---	0.120
46		---	---	ND		---	0.0600
47	44/47/65	---	---	ND		---	0.180
48		---	---	ND		---	0.0600

Conc = Concentration
EML =Method Specified Reporting Limit (1668A)
EMPC = Estimated Maximum Possible Concentration
A = Limit of Detection based on signal to noise
B = Less than 10 times higher than method blank level
R = Recovery outside of Method 1668A control limits
Nn = Value obtained from additional analyses

ND = Not Detected
NA = Not Applicable
NC = Not Calculated
* = See Discussion
X = Outside QC Limits
RT = Retention Time
I = Interference
ng's = Nanograms

REPORT OF LABORATORY ANALYSIS

This report shall not be reproduced, except in full,
without the written consent of Pace Analytical Services, Inc.

Pace Analytical Services, Inc.
1700 Elm Street - Suite 200
Minneapolis, MN 55414

Tel: 612-607-1700
Fax: 612- 607-6444

Method 1668A Polychlorobiphenyl
Sample Analysis Results

Client Sample ID TWBD41506-03L-1210-01
Lab Sample ID 60209254005
Filename P151229B_12

IUPAC	Co-elutions	RT	Ratio	Concentration ng/L	EMPC ng/L	EML ng/L
49	49/69	---	---	ND	---	0.120
50	50/53	---	---	ND	---	0.120
51	45/51	---	---	ND	---	0.120
52		---	---	ND	---	0.0600
53	50/53	---	---	ND	---	0.120
54		---	---	ND	---	0.0600
55		---	---	ND	---	0.0600
56		---	---	ND	---	0.0600
57		---	---	ND	---	0.0600
58		---	---	ND	---	0.0600
59	59/62/75	---	---	ND	---	0.180
60		---	---	ND	---	0.0600
61	61/70/74/76	---	---	ND	---	0.240
62	59/62/75	---	---	ND	---	0.180
63		---	---	ND	---	0.0600
64		---	---	ND	---	0.0600
65	44/47/65	---	---	ND	---	0.180
66		---	---	ND	---	0.0600
67		---	---	ND	---	0.0600
68		---	---	ND	---	0.0600
69	49/69	---	---	ND	---	0.120
70	61/70/74/76	---	---	ND	---	0.240
71	40/41/71	---	---	ND	---	0.180
72		---	---	ND	---	0.0600
73	43/73	---	---	ND	---	0.120
74	61/70/74/76	---	---	ND	---	0.240
75	59/62/75	---	---	ND	---	0.180
76	61/70/74/76	---	---	ND	---	0.240
77		---	---	ND	---	0.0600
78		---	---	ND	---	0.0600
79		---	---	ND	---	0.0600
80		---	---	ND	---	0.0600
81		---	---	ND	---	0.0600
82		---	---	ND	---	0.0600
83		---	---	ND	---	0.0600
84		---	---	ND	---	0.0600
85	85/116/117	---	---	ND	---	0.180
86	86/87/97/108/119/125	---	---	ND	---	0.360
87	86/87/97/108/119/125	---	---	ND	---	0.360
88	88/91	---	---	ND	---	0.120
89		---	---	ND	---	0.0600
90	90/101/113	---	---	ND	---	0.180
91	88/91	---	---	ND	---	0.120
92		---	---	ND	---	0.0600
93	93/98/100/102	---	---	ND	---	0.240
94		---	---	ND	---	0.0600
95		---	---	ND	---	0.0600
96		---	---	ND	---	0.0600

Conc = Concentration
EML =Method Specified Reporting Limit (1668A)
EMPC = Estimated Maximum Possible Concentration
A = Limit of Detection based on signal to noise
B = Less than 10 times higher than method blank level
R = Recovery outside of Method 1668A control limits
Nn = Value obtained from additional analyses

ND = Not Detected
NA = Not Applicable
NC = Not Calculated
* = See Discussion
X = Outside QC Limits
RT = Retention Time
I = Interference
ng's = Nanograms

REPORT OF LABORATORY ANALYSIS

This report shall not be reproduced, except in full,
without the written consent of Pace Analytical Services, Inc.

Pace Analytical Services, Inc.
1700 Elm Street - Suite 200
Minneapolis, MN 55414

Tel: 612-607-1700
Fax: 612- 607-6444

Method 1668A Polychlorobiphenyl
Sample Analysis Results

Client Sample ID TWBD41506-03L-1210-01
Lab Sample ID 60209254005
Filename P151229B_12

IUPAC	Co-elutions	RT	Ratio	Concentration ng/L	EMPC ng/L	EML ng/L
97	86/87/97/108/119/125	---	---	ND	---	0.360
98	93/98/100/102	---	---	ND	---	0.240
99		---	---	ND	---	0.0600
100	93/98/100/102	---	---	ND	---	0.240
101	90/101/113	---	---	ND	---	0.180
102	93/98/100/102	---	---	ND	---	0.240
103		---	---	ND	---	0.0600
104		---	---	ND	---	0.0600
105		---	---	ND	---	0.0600
106		---	---	ND	---	0.0600
107	107/124	---	---	ND	---	0.120
108	86/87/97/108/119/125	---	---	ND	---	0.360
109		---	---	ND	---	0.0600
110	110/115	---	---	ND	---	0.120
111		---	---	ND	---	0.0600
112		---	---	ND	---	0.0600
113	90/101/113	---	---	ND	---	0.180
114		---	---	ND	---	0.0600
115	110/115	---	---	ND	---	0.120
116	85/116/117	---	---	ND	---	0.180
117	85/116/117	---	---	ND	---	0.180
118		---	---	ND	---	0.0600
119	86/87/97/108/119/125	---	---	ND	---	0.360
120		---	---	ND	---	0.0600
121		---	---	ND	---	0.0600
122		---	---	ND	---	0.0600
123		---	---	ND	---	0.0600
124	107/124	---	---	ND	---	0.120
125	86/87/97/108/119/125	---	---	ND	---	0.360
126		---	---	ND	---	0.0600
127		---	---	ND	---	0.0600
128	128/166	---	---	ND	---	0.120
129	129/138/163	---	---	ND	---	0.180
130		---	---	ND	---	0.0600
131		---	---	ND	---	0.0600
132		---	---	ND	---	0.0600
133		---	---	ND	---	0.0600
134	134/143	---	---	ND	---	0.120
135	135/151	---	---	ND	---	0.120
136		---	---	ND	---	0.0600
137		---	---	ND	---	0.0600
138	129/138/163	---	---	ND	---	0.180
139	139/140	---	---	ND	---	0.120
140	139/140	---	---	ND	---	0.120
141		---	---	ND	---	0.0600
142		---	---	ND	---	0.0600
143	134/143	---	---	ND	---	0.120
144		---	---	ND	---	0.0600

Conc = Concentration
EML =Method Specified Reporting Limit (1668A)
EMPC = Estimated Maximum Possible Concentration
A = Limit of Detection based on signal to noise
B = Less than 10 times higher than method blank level
R = Recovery outside of Method 1668A control limits
Nn = Value obtained from additional analyses

ND = Not Detected
NA = Not Applicable
NC = Not Calculated
* = See Discussion
X = Outside QC Limits
RT = Retention Time
I = Interference
ng's = Nanograms

REPORT OF LABORATORY ANALYSIS

This report shall not be reproduced, except in full,
without the written consent of Pace Analytical Services, Inc.

Pace Analytical Services, Inc.
1700 Elm Street - Suite 200
Minneapolis, MN 55414

Tel: 612-607-1700
Fax: 612- 607-6444

Method 1668A Polychlorobiphenyl
Sample Analysis Results

Client Sample ID TWBD41506-03L-1210-01
Lab Sample ID 60209254005
Filename P151229B_12

IUPAC	Co-elutions	RT	Ratio	Concentration ng/L	EMPC ng/L	EML ng/L
145		---	---	ND	---	0.0600
146		---	---	ND	---	0.0600
147	147/149	---	---	ND	---	0.120
148		---	---	ND	---	0.0600
149	147/149	---	---	ND	---	0.120
150		---	---	ND	---	0.0600
151	135/151	---	---	ND	---	0.120
152		---	---	ND	---	0.0600
153	153/168	---	---	ND	---	0.120
154		---	---	ND	---	0.0600
155		---	---	ND	---	0.0600
156	156/157	---	---	ND	---	0.120
157	156/157	---	---	ND	---	0.120
158		---	---	ND	---	0.0600
159		---	---	ND	---	0.0600
160		---	---	ND	---	0.0600
161		---	---	ND	---	0.0600
162		---	---	ND	---	0.0600
163	129/138/163	---	---	ND	---	0.180
164		---	---	ND	---	0.0600
165		---	---	ND	---	0.0600
166	128/166	---	---	ND	---	0.120
167		---	---	ND	---	0.0600
168	153/168	---	---	ND	---	0.120
169		---	---	ND	---	0.0600
170		---	---	ND	---	0.0600
171	171/173	---	---	ND	---	0.120
172		---	---	ND	---	0.0600
173	171/173	---	---	ND	---	0.120
174		---	---	ND	---	0.0600
175		---	---	ND	---	0.0600
176		---	---	ND	---	0.0600
177		---	---	ND	---	0.0600
178		---	---	ND	---	0.0600
179		---	---	ND	---	0.0600
180	180/193	---	---	ND	---	0.120
181		---	---	ND	---	0.0600
182		---	---	ND	---	0.0600
183	183/185	---	---	ND	---	0.120
184		---	---	ND	---	0.0600
185	183/185	---	---	ND	---	0.120
186		---	---	ND	---	0.0600
187		---	---	ND	---	0.0600
188		---	---	ND	---	0.0600
189		---	---	ND	---	0.0600
190		---	---	ND	---	0.0600
191		---	---	ND	---	0.0600
192		---	---	ND	---	0.0600

Conc = Concentration
EML =Method Specified Reporting Limit (1668A)
EMPC = Estimated Maximum Possible Concentration
A = Limit of Detection based on signal to noise
B = Less than 10 times higher than method blank level
R = Recovery outside of Method 1668A control limits
Nn = Value obtained from additional analyses

ND = Not Detected
NA = Not Applicable
NC = Not Calculated
* = See Discussion
X = Outside QC Limits
RT = Retention Time
I = Interference
ng's = Nanograms

REPORT OF LABORATORY ANALYSIS

This report shall not be reproduced, except in full,
without the written consent of Pace Analytical Services, Inc.

Pace Analytical Services, Inc.
1700 Elm Street - Suite 200
Minneapolis, MN 55414

Tel: 612-607-1700
Fax: 612- 607-6444

Method 1668A Polychlorobiphenyl
Sample Analysis Results

Client Sample ID TWBD41506-03L-1210-01
Lab Sample ID 60209254005
Filename P151229B_12

IUPAC	Co-elutions	RT	Ratio	Concentration ng/L	EMPC ng/L	EML ng/L
193	180/193	---	---	ND	---	0.120
194		---	---	ND	---	0.0600
195		---	---	ND	---	0.0600
196		---	---	ND	---	0.0600
197	197/200	---	---	ND	---	0.120
198	198/199	---	---	ND	---	0.120
199	198/199	---	---	ND	---	0.120
200	197/200	---	---	ND	---	0.120
201		---	---	ND	---	0.0600
202		---	---	ND	---	0.0600
203		---	---	ND	---	0.0600
204		---	---	ND	---	0.0600
205		---	---	ND	---	0.0600
206		---	---	ND	---	0.0600
207		---	---	ND	---	0.0600
208		---	---	ND	---	0.0600
209		---	---	ND	---	0.0600

Conc = Concentration
EML =Method Specified Reporting Limit (1668A)
EMPC = Estimated Maximum Possible Concentration
A = Limit of Detection based on signal to noise
B = Less than 10 times higher than method blank level
R = Recovery outside of Method 1668A control limits
Nn = Value obtained from additional analyses

ND = Not Detected
NA = Not Applicable
NC = Not Calculated
* = See Discussion
X = Outside QC Limits
RT = Retention Time
I = Interference
ng's = Nanograms

REPORT OF LABORATORY ANALYSIS

This report shall not be reproduced, except in full,
without the written consent of Pace Analytical Services, Inc.

Pace Analytical Services, Inc.
1700 Elm Street - Suite 200
Minneapolis, MN 55414

Tel: 612-607-1700
Fax: 612- 607-6444

Method 1668A Polychlorobiphenyl
Sample Analysis Results

Client Sample ID	TWBD41506-03L-1210-01
Lab Sample ID	60209254005
Filename	P151229B_12

Congener Group	Concentration ng/L
Total Monochloro Biphenyls	ND
Total Dichloro Biphenyls	0.244
Total Trichloro Biphenyls	ND
Total Tetrachloro Biphenyls	ND
Total Pentachloro Biphenyls	ND
Total Hexachloro Biphenyls	ND
Total Heptachloro Biphenyls	ND
Total Octachloro Biphenyls	ND
Total Nonachloro Biphenyls	ND
Decachloro Biphenyls	ND
Total PCBs	0.244

ND = Not Detected

REPORT OF LABORATORY ANALYSIS

This report shall not be reproduced, except in full,
without the written consent of Pace Analytical Services, Inc.

Pace Analytical Services, Inc.
1700 Elm Street - Suite 200
Minneapolis, MN 55414

Tel: 612-607-1700
Fax: 612- 607-6444

Method 1668A Polychlorobiphenyl
Blank Analysis Results

Lab Sample ID	BLANK-48291		
Filename	P151229B_08		
Injected By	BAL	Matrix	Water
Total Amount Extracted	1030 mL	Extracted	12/24/2015 11:45
ICAL ID	P151229B02	Analyzed	12/29/2015 18:00
CCal Filename(s)	P151229B_01	Dilution	5

PCB Isomer	IUPAC	RT	Ratio	ng's Added	ng's Found	% Recovery
Labeled Analytes						
13C-2-MoCB	1	8.124	2.95	2.0	1.25	62
13C-4-MoCB	3	10.665	3.01	2.0	1.36	68
13C-2,2'-DiCB	4	10.928	1.58	2.0	1.43	71
13C-4,4'-DiCB	15	17.732	1.57	2.0	1.69	84
13C-2,2',6-TrCB	19	14.497	1.05	2.0	1.64	82
13C-3,4,4'-TrCB	37	25.420	1.08	2.0	1.64	82
13C-2,2',6,6'-TeCB	54	17.991	0.82	2.0	1.61	80
13C-3,4,4',5-TeCB	81	32.671	0.77	2.0	1.68	84
13C-3,3',4,4'-TeCB	77	33.275	0.78	2.0	1.65	82
13C-2,2',4,6,6'-PeCB	104	24.012	1.59	2.0	1.53	77
13C-2,3,3',4,4'-PeCB	105	36.970	1.62	2.0	1.53	77
13C-2,3,4,4',5-PeCB	114	36.282	1.64	2.0	1.53	76
13C-2,3',4,4',5-PeCB	118	35.712	1.62	2.0	1.53	76
13C-2,3',4,4',5'-PeCB	123	35.360	1.56	2.0	1.53	76
13C-3,3',4,4',5-PeCB	126	40.240	1.62	2.0	1.60	80
13C-2,2',4,4',6,6'-HxCB	155	30.138	1.21	2.0	1.71	85
13C-HxCB (156/157)	156/157	43.399	1.29	4.0	3.02	76
13C-2,3',4,4',5,5'-HxCB	167	42.174	1.25	2.0	1.52	76
13C-3,3',4,4',5,5'-HxCB	169	46.837	1.27	2.0	1.50	75
13C-2,2',3,4',5,6,6'-HpCB	188	36.199	1.03	2.0	1.79	90
13C-2,3,3',4,4',5,5'-HpCB	189	49.441	1.05	2.0	1.58	79
13C-2,2',3,3',5,5',6,6'-OcCB	202	41.839	0.91	2.0	1.83	92
13C-2,3,3',4,4',5,5',6-OcCB	205	52.114	0.87	2.0	1.70	85
13C-2,2',3,3',4,4',5,5',6-NoCB	206	53.904	0.76	2.0	1.74	87
13C-2,2',3,3',4,5,5',6,6'-NoCB	208	48.859	0.78	2.0	1.75	87
13C--DeCB	209	55.628	0.69	2.0	2.08	104
Cleanup Standards						
13C-2,4,4'-TrCB	28	21.026	1.03	2.0	1.84	92
13C-2,3,3',5,5'-PeCB	111	33.275	1.61	2.0	1.78	89
13C-2,2',3,3',5,5',6-HpCB	178	39.435	1.04	2.0	2.04	102
Recovery Standards						
13C-2,5-DiCB	9	13.226	1.55	2.0	NA	NA
13C-2,2',5,5'-TeCB	52	23.022	0.78	2.0	NA	NA
13C-2,2',4,5,5'-PeCB	101	30.390	1.64	2.0	NA	NA
13C-2,2',3,4,4',5'-HxCB	138	38.983	1.23	2.0	NA	NA
13C-2,2',3,3',4,4',5,5'-OcCB	194	51.597	0.91	2.0	NA	NA

Conc = Concentration
EML =Method Specified Reporting Limit (1668A)
EMPC = Estimated Maximum Possible Concentration
A = Limit of Detection based on signal to noise
B = Less than 10 times higher than method blank level
R = Recovery outside of Method 1668A control limits
Nn = Value obtained from additional analyses

ND = Not Detected
NA = Not Applicable
NC = Not Calculated
* = See Discussion
X = Outside QC Limits
RT = Retention Time
I = Interference
ng's = Nanograms

REPORT OF LABORATORY ANALYSIS

This report shall not be reproduced, except in full,
without the written consent of Pace Analytical Services, Inc.

Pace Analytical Services, Inc.
1700 Elm Street - Suite 200
Minneapolis, MN 55414

Tel: 612-607-1700
Fax: 612- 607-6444

Method 1668A Polychlorobiphenyl
Blank Analysis Results

Lab Sample ID BLANK-48291
Filename P151229B_08

IUPAC	Co-elutions	RT	Ratio	Concentration ng/L	EMPC ng/L	EML ng/L
1		---	---	ND	---	0.0600
2		---	---	ND	---	0.0600
3		---	---	ND	---	0.0600
4		---	---	ND	---	0.0600
5		---	---	ND	---	0.0600
6		---	---	ND	---	0.0600
7		---	---	ND	---	0.0600
8		---	---	ND	---	0.0600
9		---	---	ND	---	0.0600
10		---	---	ND	---	0.0600
11		17.144	1.52	0.155	---	0.0600
12	12/13	---	---	ND	---	0.120
13	12/13	---	---	ND	---	0.120
14		---	---	ND	---	0.0600
15		---	---	ND	---	0.0600
16		---	---	ND	---	0.0600
17		---	---	ND	---	0.0600
18	18/30	---	---	ND	---	0.120
19		---	---	ND	---	0.0600
20	20/28	---	---	ND	---	0.120
21	21/33	---	---	ND	---	0.120
22		---	---	ND	---	0.0600
23		---	---	ND	---	0.0600
24		---	---	ND	---	0.0600
25		---	---	ND	---	0.0600
26	26/29	---	---	ND	---	0.120
27		---	---	ND	---	0.0600
28	20/28	---	---	ND	---	0.120
29	26/29	---	---	ND	---	0.120
30	18/30	---	---	ND	---	0.120
31		---	---	ND	---	0.0600
32		---	---	ND	---	0.0600
33	21/33	---	---	ND	---	0.120
34		---	---	ND	---	0.0600
35		---	---	ND	---	0.0600
36		---	---	ND	---	0.0600
37		---	---	ND	---	0.0600
38		---	---	ND	---	0.0600
39		---	---	ND	---	0.0600
40	40/41/71	---	---	ND	---	0.180
41	40/41/71	---	---	ND	---	0.180
42		---	---	ND	---	0.0600
43	43/73	---	---	ND	---	0.120
44	44/47/65	---	---	ND	---	0.180
45	45/51	---	---	ND	---	0.120

Conc = Concentration
EML =Method Specified Reporting Limit (1668A)
EMPC = Estimated Maximum Possible Concentration
A = Limit of Detection based on signal to noise
B = Less than 10 times higher than method blank level
R = Recovery outside of Method 1668A control limits
ng/L = Nanograms per liter

ND = Not Detected
NA = Not Applicable
NC = Not Calculated
* = See Discussion
X = Outside QC Limits
RT = Retention Time
I = Interference

REPORT OF LABORATORY ANALYSIS

This report shall not be reproduced, except in full,
without the written consent of Pace Analytical Services, Inc.

Pace Analytical Services, Inc.
1700 Elm Street - Suite 200
Minneapolis, MN 55414

Tel: 612-607-1700
Fax: 612- 607-6444

Method 1668A Polychlorobiphenyl
Blank Analysis Results

Lab Sample ID BLANK-48291
Filename P151229B_08

IUPAC	Co-elutions	RT	Ratio	Concentration ng/L	EMPC ng/L	EML ng/L
46		---	---	ND	---	0.0600
47	44/47/65	---	---	ND	---	0.180
48		---	---	ND	---	0.0600
49	49/69	---	---	ND	---	0.120
50	50/53	---	---	ND	---	0.120
51	45/51	---	---	ND	---	0.120
52		---	---	ND	---	0.0600
53	50/53	---	---	ND	---	0.120
54		---	---	ND	---	0.0600
55		---	---	ND	---	0.0600
56		---	---	ND	---	0.0600
57		---	---	ND	---	0.0600
58		---	---	ND	---	0.0600
59	59/62/75	---	---	ND	---	0.180
60		---	---	ND	---	0.0600
61	61/70/74/76	---	---	ND	---	0.240
62	59/62/75	---	---	ND	---	0.180
63		---	---	ND	---	0.0600
64		---	---	ND	---	0.0600
65	44/47/65	---	---	ND	---	0.180
66		---	---	ND	---	0.0600
67		---	---	ND	---	0.0600
68		---	---	ND	---	0.0600
69	49/69	---	---	ND	---	0.120
70	61/70/74/76	---	---	ND	---	0.240
71	40/41/71	---	---	ND	---	0.180
72		---	---	ND	---	0.0600
73	43/73	---	---	ND	---	0.120
74	61/70/74/76	---	---	ND	---	0.240
75	59/62/75	---	---	ND	---	0.180
76	61/70/74/76	---	---	ND	---	0.240
77		---	---	ND	---	0.0600
78		---	---	ND	---	0.0600
79		---	---	ND	---	0.0600
80		---	---	ND	---	0.0600
81		---	---	ND	---	0.0600
82		---	---	ND	---	0.0600
83		---	---	ND	---	0.0600
84		---	---	ND	---	0.0600
85	85/116/117	---	---	ND	---	0.180
86	86/87/97/108/119/125	---	---	ND	---	0.360
87	86/87/97/108/119/125	---	---	ND	---	0.360
88	88/91	---	---	ND	---	0.120
89		---	---	ND	---	0.0600
90	90/101/113	---	---	ND	---	0.180

Conc = Concentration
EML =Method Specified Reporting Limit (1668A)
EMPC = Estimated Maximum Possible Concentration
A = Limit of Detection based on signal to noise
B = Less than 10 times higher than method blank level
R = Recovery outside of Method 1668A control limits
ng/L = Nanograms per liter

ND = Not Detected
NA = Not Applicable
NC = Not Calculated
* = See Discussion
X = Outside QC Limits
RT = Retention Time
I = Interference

REPORT OF LABORATORY ANALYSIS

This report shall not be reproduced, except in full,
without the written consent of Pace Analytical Services, Inc.

Pace Analytical Services, Inc.
1700 Elm Street - Suite 200
Minneapolis, MN 55414

Tel: 612-607-1700
Fax: 612- 607-6444

Method 1668A Polychlorobiphenyl
Blank Analysis Results

Lab Sample ID BLANK-48291
Filename P151229B_08

IUPAC	Co-elutions	RT	Ratio	Concentration ng/L	EMPC ng/L	EML ng/L
91	88/91	---	---	ND	---	0.120
92		---	---	ND	---	0.0600
93	93/98/100/102	---	---	ND	---	0.240
94		---	---	ND	---	0.0600
95		---	---	ND	---	0.0600
96		---	---	ND	---	0.0600
97	86/87/97/108/119/125	---	---	ND	---	0.360
98	93/98/100/102	---	---	ND	---	0.240
99		---	---	ND	---	0.0600
100	93/98/100/102	---	---	ND	---	0.240
101	90/101/113	---	---	ND	---	0.180
102	93/98/100/102	---	---	ND	---	0.240
103		---	---	ND	---	0.0600
104		---	---	ND	---	0.0600
105		---	---	ND	---	0.0600
106		---	---	ND	---	0.0600
107	107/124	---	---	ND	---	0.120
108	86/87/97/108/119/125	---	---	ND	---	0.360
109		---	---	ND	---	0.0600
110	110/115	---	---	ND	---	0.120
111		---	---	ND	---	0.0600
112		---	---	ND	---	0.0600
113	90/101/113	---	---	ND	---	0.180
114		---	---	ND	---	0.0600
115	110/115	---	---	ND	---	0.120
116	85/116/117	---	---	ND	---	0.180
117	85/116/117	---	---	ND	---	0.180
118		---	---	ND	---	0.0600
119	86/87/97/108/119/125	---	---	ND	---	0.360
120		---	---	ND	---	0.0600
121		---	---	ND	---	0.0600
122		---	---	ND	---	0.0600
123		---	---	ND	---	0.0600
124	107/124	---	---	ND	---	0.120
125	86/87/97/108/119/125	---	---	ND	---	0.360
126		---	---	ND	---	0.0600
127		---	---	ND	---	0.0600
128	128/166	---	---	ND	---	0.120
129	129/138/163	---	---	ND	---	0.180
130		---	---	ND	---	0.0600
131		---	---	ND	---	0.0600
132		---	---	ND	---	0.0600
133		---	---	ND	---	0.0600
134	134/143	---	---	ND	---	0.120
135	135/151	---	---	ND	---	0.120

Conc = Concentration
EML =Method Specified Reporting Limit (1668A)
EMPC = Estimated Maximum Possible Concentration
A = Limit of Detection based on signal to noise
B = Less than 10 times higher than method blank level
R = Recovery outside of Method 1668A control limits
ng/L = Nanograms per liter

ND = Not Detected
NA = Not Applicable
NC = Not Calculated
* = See Discussion
X = Outside QC Limits
RT = Retention Time
I = Interference

REPORT OF LABORATORY ANALYSIS

This report shall not be reproduced, except in full,
without the written consent of Pace Analytical Services, Inc.

Pace Analytical Services, Inc.
1700 Elm Street - Suite 200
Minneapolis, MN 55414

Tel: 612-607-1700
Fax: 612- 607-6444

Method 1668A Polychlorobiphenyl
Blank Analysis Results

Lab Sample ID BLANK-48291
Filename P151229B_08

IUPAC	Co-elutions	RT	Ratio	Concentration ng/L	EMPC ng/L	EML ng/L
136		---	---	ND	---	0.0600
137		---	---	ND	---	0.0600
138	129/138/163	---	---	ND	---	0.180
139	139/140	---	---	ND	---	0.120
140	139/140	---	---	ND	---	0.120
141		---	---	ND	---	0.0600
142		---	---	ND	---	0.0600
143	134/143	---	---	ND	---	0.120
144		---	---	ND	---	0.0600
145		---	---	ND	---	0.0600
146		---	---	ND	---	0.0600
147	147/149	---	---	ND	---	0.120
148		---	---	ND	---	0.0600
149	147/149	---	---	ND	---	0.120
150		---	---	ND	---	0.0600
151	135/151	---	---	ND	---	0.120
152		---	---	ND	---	0.0600
153	153/168	---	---	ND	---	0.120
154		---	---	ND	---	0.0600
155		---	---	ND	---	0.0600
156	156/157	---	---	ND	---	0.120
157	156/157	---	---	ND	---	0.120
158		---	---	ND	---	0.0600
159		---	---	ND	---	0.0600
160		---	---	ND	---	0.0600
161		---	---	ND	---	0.0600
162		---	---	ND	---	0.0600
163	129/138/163	---	---	ND	---	0.180
164		---	---	ND	---	0.0600
165		---	---	ND	---	0.0600
166	128/166	---	---	ND	---	0.120
167		---	---	ND	---	0.0600
168	153/168	---	---	ND	---	0.120
169		---	---	ND	---	0.0600
170		---	---	ND	---	0.0600
171	171/173	---	---	ND	---	0.120
172		---	---	ND	---	0.0600
173	171/173	---	---	ND	---	0.120
174		---	---	ND	---	0.0600
175		---	---	ND	---	0.0600
176		---	---	ND	---	0.0600
177		---	---	ND	---	0.0600
178		---	---	ND	---	0.0600
179		---	---	ND	---	0.0600
180	180/193	---	---	ND	---	0.120

Conc = Concentration
EML =Method Specified Reporting Limit (1668A)
EMPC = Estimated Maximum Possible Concentration
A = Limit of Detection based on signal to noise
B = Less than 10 times higher than method blank level
R = Recovery outside of Method 1668A control limits
ng/L = Nanograms per liter

ND = Not Detected
NA = Not Applicable
NC = Not Calculated
* = See Discussion
X = Outside QC Limits
RT = Retention Time
I = Interference

REPORT OF LABORATORY ANALYSIS

This report shall not be reproduced, except in full,
without the written consent of Pace Analytical Services, Inc.

Pace Analytical Services, Inc.
1700 Elm Street - Suite 200
Minneapolis, MN 55414

Tel: 612-607-1700
Fax: 612- 607-6444

Method 1668A Polychlorobiphenyl
Blank Analysis Results

Lab Sample ID BLANK-48291
Filename P151229B_08

IUPAC	Co-elutions	RT	Ratio	Concentration ng/L	EMPC ng/L	EML ng/L
181		---	---	ND	---	0.0600
182		---	---	ND	---	0.0600
183	183/185	---	---	ND	---	0.120
184		---	---	ND	---	0.0600
185	183/185	---	---	ND	---	0.120
186		---	---	ND	---	0.0600
187		---	---	ND	---	0.0600
188		---	---	ND	---	0.0600
189		---	---	ND	---	0.0600
190		---	---	ND	---	0.0600
191		---	---	ND	---	0.0600
192		---	---	ND	---	0.0600
193	180/193	---	---	ND	---	0.120
194		---	---	ND	---	0.0600
195		---	---	ND	---	0.0600
196		---	---	ND	---	0.0600
197	197/200	---	---	ND	---	0.120
198	198/199	---	---	ND	---	0.120
199	198/199	---	---	ND	---	0.120
200	197/200	---	---	ND	---	0.120
201		---	---	ND	---	0.0600
202		---	---	ND	---	0.0600
203		---	---	ND	---	0.0600
204		---	---	ND	---	0.0600
205		---	---	ND	---	0.0600
206		---	---	ND	---	0.0600
207		---	---	ND	---	0.0600
208		---	---	ND	---	0.0600
209		---	---	ND	---	0.0600

Conc = Concentration
EML =Method Specified Reporting Limit (1668A)
EMPC = Estimated Maximum Possible Concentration
A = Limit of Detection based on signal to noise
B = Less than 10 times higher than method blank level
R = Recovery outside of Method 1668A control limits
ng/L = Nanograms per liter

ND = Not Detected
NA = Not Applicable
NC = Not Calculated
* = See Discussion
X = Outside QC Limits
RT = Retention Time
I = Interference

REPORT OF LABORATORY ANALYSIS

This report shall not be reproduced, except in full,
without the written consent of Pace Analytical Services, Inc.

Pace Analytical Services, Inc.
1700 Elm Street - Suite 200
Minneapolis, MN 55414

Tel: 612-607-1700
Fax: 612- 607-6444

Method 1668A Polychlorobiphenyl
Blank Analysis Results

Client Sample ID	CBLKSB
Lab Sample ID	BLANK-48291
Filename	P151229B_08

Congener Group	Concentration ng/L
Total Monochloro Biphenyls	ND
Total Dichloro Biphenyls	0.155
Total Trichloro Biphenyls	ND
Total Tetrachloro Biphenyls	ND
Total Pentachloro Biphenyls	ND
Total Hexachloro Biphenyls	ND
Total Heptachloro Biphenyls	ND
Total Octachloro Biphenyls	ND
Total Nonachloro Biphenyls	ND
Decachloro Biphenyls	ND
Total PCBs	0.155

ND = Not Detected

REPORT OF LABORATORY ANALYSIS

This report shall not be reproduced, except in full,
without the written consent of Pace Analytical Services, Inc.

Pace Analytical Services, Inc.
1700 Elm Street - Suite 200
Minneapolis, MN 55414

Tel: 612-607-1700
Fax: 612- 607-6444

Method 1668A Polychlorobiphenyls
Laboratory Control Spike Analysis Results

Lab Sample ID	LCS-48292		
Filename	P151230A_03	Matrix	Water
Total Amount Extracted	958 mL	Dilution	5
ICAL ID	P151230A02	Extracted	12/24/2015 11:45
CCal Filename(s)	P151230A_01	Analyzed	12/30/2015 01:52
Method Blank ID	BLANK-48291	Injected By	BAL

	Native Analytes			Labeled Analytes		
PCB Isomer	**Spiked (ng)**	**Found (ng)**	**% Recovery**	**Spiked (ng)**	**Found (ng)**	**% Recovery**
1	1.0	0.935	94	2.0	1.49	75
3	1.0	0.943	94	2.0	1.57	78
4	1.0	0.978	98	2.0	1.55	78
15	1.0	0.934	93	2.0	1.74	87
19	1.0	0.895	89	2.0	1.71	85
37	1.0	0.897	90	2.0	1.74	87
54	1.0	0.861	86	2.0	1.63	81
81	1.0	0.883	88	2.0	1.86	93
77	1.0	0.888	89	2.0	1.81	90
104	1.0	0.977	98	2.0	1.65	82
105	1.0	0.898	90	2.0	1.67	84
114	1.0	0.915	92	2.0	1.71	85
118	1.0	0.912	91	2.0	1.67	83
123	1.0	0.891	89	2.0	1.71	85
126	1.0	0.908	91	2.0	1.81	91
155	1.0	0.911	91	2.0	1.82	91
156/157	2.0	1.82	91	4.0	3.35	84
167	1.0	0.887	89	2.0	1.65	83
169	1.0	0.932	93	2.0	1.69	84
188	1.0	0.961	96	2.0	1.94	97
189	1.0	0.889	89	2.0	1.83	91
202	1.0	0.910	91	2.0	2.03	101
205	1.0	0.936	94	2.0	1.88	94
206	1.0	0.990	99	2.0	1.94	97
208	1.0	0.952	95	2.0	1.93	97
209	1.0	0.835	83	2.0	2.33	116

R = Recovery outside of method 1668A control limits
Nn = Result obtained from alternate analysis
ND = Not Detected
NA = Not Applicable
NC = Not Calculated
* = See Discussion
ng = Nanograms
I = Interference

REPORT OF LABORATORY ANALYSIS

This report shall not be reproduced, except in full,
without the written consent of Pace Analytical Services, Inc.

Pace Analytical Services, Inc.
1700 Elm Street - Suite 200
Minneapolis, MN 55414

Tel: 612-607-1700
Fax: 612- 607-6444

Method 1668A Polychlorobiphenyls
Laboratory Control Spike Analysis Results

Lab Sample ID	LCSD-48293		
Filename	P151230A_04	Matrix	Water
Total Amount Extracted	948 mL	Dilution	5
ICAL ID	P151230A02	Extracted	12/24/2015 11:45
CCal Filename(s)	P151230A_01	Analyzed	12/30/2015 02:52
Method Blank ID	BLANK-48291	Injected By	BAL

	Native Analytes			Labeled Analytes		
PCB Isomer	**Spiked (ng)**	**Found (ng)**	**% Recovery**	**Spiked (ng)**	**Found (ng)**	**% Recovery**
1	1.0	0.990	99	2.0	1.50	75
3	1.0	1.02	102	2.0	1.53	77
4	1.0	1.03	103	2.0	1.54	77
15	1.0	1.00	100	2.0	1.68	84
19	1.0	0.972	97	2.0	1.58	79
37	1.0	0.971	97	2.0	1.76	88
54	1.0	0.923	92	2.0	1.57	79
81	1.0	0.969	97	2.0	1.93	97
77	1.0	0.979	98	2.0	1.82	91
104	1.0	1.09	109	2.0	1.50	75
105	1.0	1.01	101	2.0	1.64	82
114	1.0	0.991	99	2.0	1.69	85
118	1.0	1.00	100	2.0	1.67	83
123	1.0	0.999	100	2.0	1.65	83
126	1.0	0.985	98	2.0	1.80	90
155	1.0	1.01	101	2.0	1.72	86
156/157	2.0	2.02	101	4.0	3.24	81
167	1.0	1.01	101	2.0	1.58	79
169	1.0	1.03	103	2.0	1.61	81
188	1.0	1.05	105	2.0	1.72	86
189	1.0	0.996	100	2.0	1.62	81
202	1.0	0.985	98	2.0	1.84	92
205	1.0	1.00	100	2.0	1.79	89
206	1.0	1.09	109	2.0	1.74	87
208	1.0	1.04	104	2.0	1.78	89
209	1.0	0.901	90	2.0	2.11	106

R = Recovery outside of method 1668A control limits
Nn = Result obtained from alternate analysis
ND = Not Detected
NA = Not Applicable
NC = Not Calculated
* = See Discussion
ng = Nanograms
I = Interference

REPORT OF LABORATORY ANALYSIS

This report shall not be reproduced, except in full,
without the written consent of Pace Analytical Services, Inc.

Pace Analytical Services, Inc.
1700 Elm Street - Suite 200
Minneapolis, MN 55414

Tel: 612-607-1700
Fax: 612- 607-6444

Method 1668A

Spike Recovery Relative Percent Difference (RPD) Results

Client	PACE Kansas		
Spike 1 ID	LCS-48292	Spike 2 ID	LCSD-48293
Spike 1 Filename	P151230A_03	Spike 2 Filename	P151230A_04

Compound	IUPAC	Spike 1 %REC	Spike 2 %REC	%RPD
2-MoCB	1	94	99	5.2
4-MoCB	3	94	102	8.2
2,2'-DiCB	4	98	103	5.0
4,4'-DiCB	15	93	100	7.3
2,2',6-TrCB	19	89	97	8.6
3,4,4'-TrCB	37	90	97	7.5
2,2',6,6'-TeCB	54	86	92	6.7
3,3',4,4'-TeCB	77	89	98	9.6
3,4,4',5-TeCB	81	88	97	9.7
2,2',4,6,6'-PeCB	104	98	109	10.6
2,3,3',4,4'-PeCB	105	90	101	11.5
2,3,4,4',5-PeCB	114	92	99	7.3
2,3',4,4',5-PeCB	118	91	100	9.4
2,3',4,4',5'-PeCB	123	89	100	11.6
3,3',4,4',5-PeCB	126	91	98	7.4
2,2',4,4',6,6'-HxCB	155	91	101	10.4
(156/157)	156/157	91	101	10.4
2,3',4,4',5,5'-HxCB	167	89	101	12.6
3,3',4,4',5,5'-HxCB	169	93	103	10.2
2,2',3,4',5,6,6'-HpCB	188	96	105	9.0
2,3,3',4,4',5,5'-HpCB	189	89	100	11.6
2,2',3,3',5,5',6,6'-OcCB	202	91	98	7.4
2,3,3',4,4',5,5',6-OcCB	205	94	100	6.2
2,2',3,3',4,4',5,5',6-NoCB	206	99	109	9.6
2,2',3,3',4,5,5',6,6'-NoCB	208	95	104	9.0
Decachlorobiphenyl	209	83	90	8.1

%REC = Percent Recovered
RPD = The difference between the two values divided by the mean value

REPORT OF LABORATORY ANALYSIS

This report shall not be reproduced, except in full,
without the written consent of Pace Analytical Services, Inc.

ATTACHMENT
BUILDING 4 BORING LOGS AND WELL CONSTRUCTION

GENERAL NOTES

DESCRIPTION OF SYMBOLS AND ABBREVIATIONS

SAMPLING

GeoProbe Macro Core or Large Bore

WATER LEVEL

Water Initially Encountered

Water Level After a Specified Period of Time

Water Level After a Specified Period of Time

Water levels indicated on the soil boring logs are the levels measured in the borehole at the times indicated. Groundwater level variations will occur over time. In low permeability soils, accurate determination of groundwater levels is not possible with short term water level observations.

FIELD TESTS

N	**Standard Penetration Test Resistance (Blows/Ft.)**
(HP)	**Hand Penetrometer**
(T)	**Torvane**
(DCP)	**Dynamic Cone Penetrometer**
(PID)	**Photo-Ionization Detector**
(OVA)	**Organic Vapor Analyzer**

DESCRIPTIVE SOIL CLASSIFICATION

Soil classification is based on the Unified Soil Classification System. Coarse Grained Soils have more than 50% of their dry weight retained on a #200 sieve; their principal descriptors are: boulders, cobbles, gravel or sand. Fine Grained Soils have less than 50% of their dry weight retained on a #200 sieve; they are principally described as clays if they are plastic, and silts if they are slightly plastic or non-plastic. Major constituents may be added as modifiers and minor constituents may be added according to the relative proportions based on grain size. In addition to gradation, coarse-grained soils are defined on the basis of their in-place relative density and fine-grained soils on the basis of their consistency.

LOCATION AND ELEVATION NOTES

Unless otherwise noted, Latitude and Longitude are approximately determined using a hand-held GPS device. The accuracy of such devices is variable. Surface elevation data annotated with +/- indicates that no actual topographical survey was conducted to confirm the surface elevation. Instead, the surface elevation was approximately determined from topographic maps of the area.

STRENGTH TERMS

RELATIVE DENSITY OF COARSE-GRAINED SOILS (More than 50% retained on No. 200 sieve.) Density determined by Standard Penetration Resistance		**CONSISTENCY OF FINE-GRAINED SOILS** (50% or more passing the No. 200 sieve.) Consistency determined by laboratory shear strength testing, field visual-manual procedures or standard penetration resistance		
Descriptive Term (Density)	**Standard Penetration or N-Value Blows/Ft.**	**Descriptive Term (Consistency)**	**Unconfined Compressive Strength Qu,**	**Standard Penetration or N-Value Blows/Ft.**
Very Loose	0 - 3	Very Soft		0 - 1
Loose	4 - 9	Soft		2 - 4
Medium Dense	10 - 29	Medium Stiff		4 - 8
Dense	30 - 50	Stiff		8 - 15
Very Dense	> 50	Very Stiff		15 - 30
		Hard		> 30

RELATIVE PROPORTIONS OF SAND AND GRAVEL

Descriptive Term(s) of other constituents	Percent of Dry Weight
Trace	< 15
With	15 - 29
Modifier	> 30

GRAIN SIZE TERMINOLOGY

Major Component of Sample	Particle Size
Boulders	Over 12 in. (300 mm)
Cobbles	12 in. to 3 in. (300mm to 75mm)
Gravel	3 in. to #4 sieve (75mm to 4.75 mm)
Sand	#4 to #200 sieve (4.75mm to 0.075mm
Silt or Clay	Passing #200 sieve (0.075mm)

RELATIVE PROPORTIONS OF FINES

Descriptive Term(s) of other constituents	Percent of Dry Weight
Trace	< 5
With	5 - 12
Modifier	> 12

PLASTICITY DESCRIPTION

Term	Plasticity Index
Non-plastic	0
Low	1 - 10
Medium	11 - 30
High	> 30

Terracon

BORING LOG NO. Location 1

PROJECT: Honeywell BFC

CLIENT: Honeywell

SITE: Bannister Fed Complex
Kansas City, Missouri

GRAPHIC LOG	DEPTH	MATERIAL DESCRIPTION	DEPTH (ft)	WATER LEVEL OBSERVATIONS	SAMPLE TYPE	RECOVERY (%)	PID	SOIL SAMPLE SENT TO LABORATORY
	0.5	**ASPHALT**						
	1.0	**CONCRETE**						
		SILTY CLAY, dark brown, black nodules, trace iron streaking, medium plasticity, stiff, moist				61	2.1	X (0-5)
						61	2.2	-
			5			30	<1	X (5-10)
						30	<1	-
	10.0		10					
		SILTY CLAY, dark brown, black nodules, trace iron streaking, medium plasticity, soft, wet				70	2.4	X (10-15)
						70	2.6	-
	15.0		15					
		Boring Terminated at 15 Feet						

The stratification lines represent the approximate transition between differing soil types and/or rock types; in-situ these transitions may be gradual or may occur at different depths than shown.

Advancement Method:
Direct push

Abandonment Method:
Hydrated Bentonite

See Appendices for explanation of symbols and abbreviations.

Notes:

WATER LEVEL OBSERVATIONS

Terracon
13910 West 96th Terrace
Lenexa, Kansas

Boring Started: 6/23/2015 | Boring Completed: 6/23/2015

Drill Rig: GEOPROBE | Driller: PSA Enviromental

Project No.: 02137069 | Exhibit:

THIS BORING LOG IS NOT VALID IF SEPARATED FROM ORIGINAL REPORT. ENVIRONMENTAL SMART LOG 02137069.GPJ TERRACON2012.GDT 6/25/15

BORING LOG NO. Location 2

PROJECT: Honeywell BFC

CLIENT: Honeywell

SITE: Bannister Fed Complex
Kansas City, Missouri

GRAPHIC LOG	LOCATION DEPTH	MATERIAL DESCRIPTION	DEPTH (ft)	WATER LEVEL OBSERVATIONS	SAMPLE TYPE	RECOVERY (%)	PID	SOIL SAMPLE SENT TO LABORATORY
	0.5	**ASPHALT**						
	1.0	**CONCRETE**						
		SILTY CLAY, dark brown, black nodules, trace iron streaking, medium plasticity, stiff, moist				80	2.1	X (0-5)
						80	1.8	-
			5			93	2.2	X (5-10)
						93	2.3	-
			10			76	2.0	X (10-15)
	12.0							
		SILTY CLAY, dark brown, black nodules, trace iron streaking, medium plasticity, stiff, wet				76	1.3	-
	15.0		15					
		Boring Terminated at 15 Feet						

The stratification lines represent the approximate transition between differing soil types and/or rock types; in-situ these transitions may be gradual or may occur at different depths than shown.

Advancement Method:
Direct push

Abandonment Method:
Hydrated Bentonite

See Appendices for explanation of symbols and abbreviations.

Notes:

WATER LEVEL OBSERVATIONS

Terracon
13910 West 96th Terrace
Lenexa, Kansas

Boring Started: 6/23/2015 | Boring Completed: 6/23/2015

Drill Rig: GEOPROBE | Driller: PSA Enviromental

Project No.: 02137069 | Exhibit:

THIS BORING LOG IS NOT VALID IF SEPARATED FROM ORIGINAL REPORT. ENVIRONMENTAL SMART LOG 02137069.GPJ TERRACON2012.GDT 6/25/15

BORING LOG NO. Location 3

PROJECT: Honeywell BFC

CLIENT: Honeywell

SITE: Bannister Fed Complex
Kansas City, Missouri

GRAPHIC LOG	LOCATION DEPTH	MATERIAL DESCRIPTION	DEPTH (ft)	WATER LEVEL OBSERVATIONS	SAMPLE TYPE	RECOVERY (%)	PID	SOIL SAMPLE SENT TO LABORATORY
	0.3	**CONCRETE**						
		SILTY CLAY, dark brown, trace black nodules, iron streaking, medium plasticity, stiff, moist				80	1.9	X (0-5)
						80	2.0	-
			5			93	1.2	X (5-10)
						93	1.3	-
			10			88	1.6	X (10-15)
	12.0							
		SILTY CLAY, dark brown, trace black nodules, iron streaking, medium plasticity, stiff, wet				88	1.7	-
	15.0		15					
		Boring Terminated at 15 Feet						

The stratification lines represent the approximate transition between differing soil types and/or rock types; in-situ these transitions may be gradual or may occur at different depths than shown.

Advancement Method:
Direct push

Abandonment Method:
Hydrated Bentonite

See Appendices for explanation of symbols and abbreviations.

Notes:

WATER LEVEL OBSERVATIONS

Terracon
13910 West 96th Terrace
Lenexa, Kansas

Boring Started: 6/23/2015 | Boring Completed: 6/23/2015

Drill Rig: GEOPROBE | Driller: PSA Enviromental

Project No.: 02137069 | Exhibit:

THIS BORING LOG IS NOT VALID IF SEPARATED FROM ORIGINAL REPORT. ENVIRONMENTAL SMART LOG 02137069.GPJ TERRACON2012.GDT 6/25/15

BORING LOG NO. Location 4

PROJECT: Honeywell BFC

CLIENT: Honeywell

SITE: Bannister Fed Complex
Kansas City, Missouri

GRAPHIC LOG	LOCATION DEPTH	MATERIAL DESCRIPTION	DEPTH (ft)	WATER LEVEL OBSERVATIONS	SAMPLE TYPE	RECOVERY (%)	PID	SOIL SAMPLE SENT TO LABORATORY
	0.5	**ASPHALT**						
	1.0	**CONCRETE**						
		SILTY CLAY, dark brown, trace black nodules, medium plasticity, stiff, moist				35	1.5	X (0-5)
						35	1.1	-
			5			43	3.3	X (5-10)
						43	2.6	-
			10			50	6.2	X (10-15)
	12.0							
		SILTY CLAY, dark brown, trace black nodules, medium plasticity, stiff, wet				50	3.4	-
	15.0		15					
		Boring Terminated at 15 Feet						

The stratification lines represent the approximate transition between differing soil types and/or rock types; in-situ these transitions may be gradual or may occur at different depths than shown.

Advancement Method:
Direct push

Abandonment Method:
Hydrated Bentonite

See Appendices for explanation of symbols and abbreviations.

Notes:

WATER LEVEL OBSERVATIONS

Terracon
13910 West 96th Terrace
Lenexa, Kansas

Boring Started: 6/23/2015 | Boring Completed: 6/23/2015

Drill Rig: GEOPROBE | Driller: PSA Enviromental

Project No.: 02137069 | Exhibit:

THIS BORING LOG IS NOT VALID IF SEPARATED FROM ORIGINAL REPORT. ENVIRONMENTAL SMART LOG 02137069.GPJ TERRACON2012.GDT 6/25/15

MONITORING WELL DOCUMENTATION – FLUSH MOUNT

Terracon

No: TWBD41507-01

PROJECT NAME: Bannister

INSTALLATION DATE: 7/15/15

PROJECT LOCATION: 1500 E Bannister

PROJECT NO. 02137069

CONSTRUCTION DETAILS:

Boring Diameter (a) 4.25 inches

Casing Diameter (b) 2" inches I.D.

Casing Material Sched 40

Depth of Boring (m) 32.9

From Surface to (i) 22.9 (ft bgs)

to (j) 32.9 (ft bgs)

to (x) 20 (ft bgs)

Total casing length (e) 32.6

Screening length (c) 10

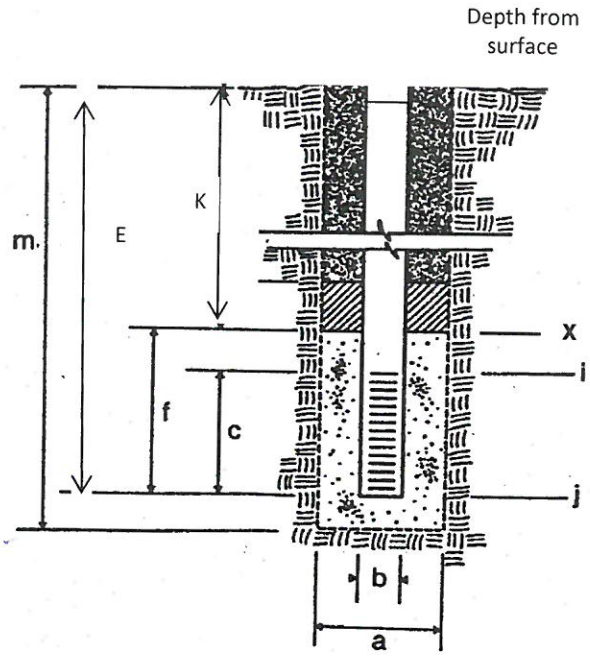

Backfill:

Type		Depth BGS
Sand	(f)	20
Bentonite	(k)	17
Concrete/Other		

# of sand bags 1

# of bentonite bags 0.5

Amount of water added to bentonite _____ (gals)

Amount of water added during installation _____ (gals)

Pad Information

☐ Circular....size _____ (inches)

☒ Square.....size _____ (inches)

Type of Well Cap: J-Plug

Vault size (inches): 12

OTHER INFORMATION:

Development: 7/17/15
Water level: 8.55
Appx gals purged: 25
* water still very turbid after well dry

MONITORING WELL DOCUMENTATION – FLUSH MOUNT Terracon

No: TWBD41507-02

PROJECT NAME: Bannister INSTALLATION DATE: 7/15/15

PROJECT LOCATION: 1500 E Bannister PROJECT NO. 02137069

CONSTRUCTION DETAILS:

Boring Diameter (a) 4.25 inches

Casing Diameter (b) 2" inches I.D.

Casing Material sch. 40 PVC

Depth of Boring (m) 38.2

From Surface to (i) 28.2 (ft bgs)

to (j) 38.2 (ft bgs)

to (x) 26 (ft bgs)

Total casing length (e) 38'

Screening length (c) 10

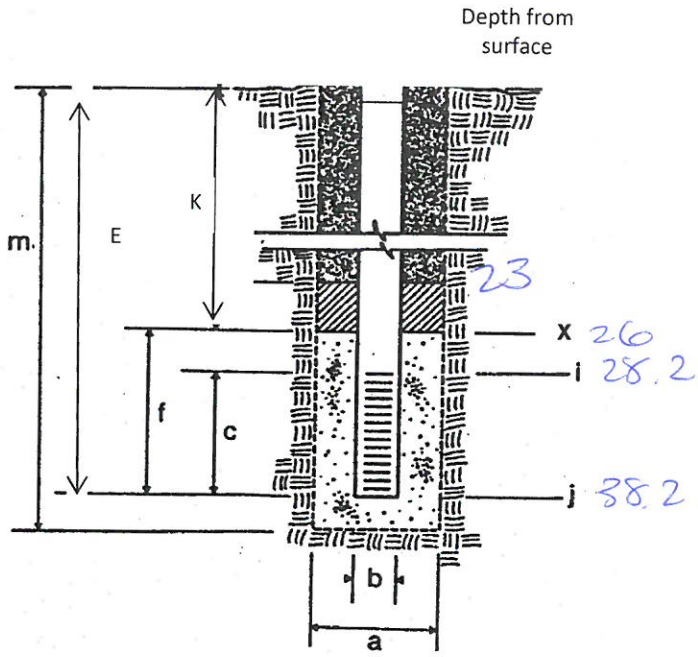

Backfill:

Type		Depth BGS
Sand	(f)	26
Bentonite	(k)	23
Concrete/Other		

# of sand bags 1

# of bentonite bags 0.5

Amount of water added to bentonite _____ (gals)

Amount of water added during installation _____ (gals)

Pad Information

☐ Circular....size _____ (inches)

☒ Square.....size _____ (inches)

Type of Well Cap: J-plug

Vault size (inches): 12

OTHER INFORMATION:

Development: 7/17/15
Water level: 9.41
Apx gals: ≈ 80 gals
water still not clear when well went dry.

MONITORING WELL DOCUMENTATION – FLUSH MOUNT

Terracon

No: IWBD41507-03

PROJECT NAME: Bannister INSTALLATION DATE: 7/15/15

PROJECT LOCATION: 1500 E Bannister PROJECT NO. 02137069

CONSTRUCTION DETAILS:

Boring Diameter (a) 4.25 inches

Casing Diameter (b) 2" inches I.D.

Casing Material sch 40 PVC

Depth of Boring (m) 37.6

From Surface to (i) 27 (ft bgs)

to (j) 37 (ft bgs)

to (x) 25 (ft bgs)

Total casing length (e) 36.7

Screening length (c) 10

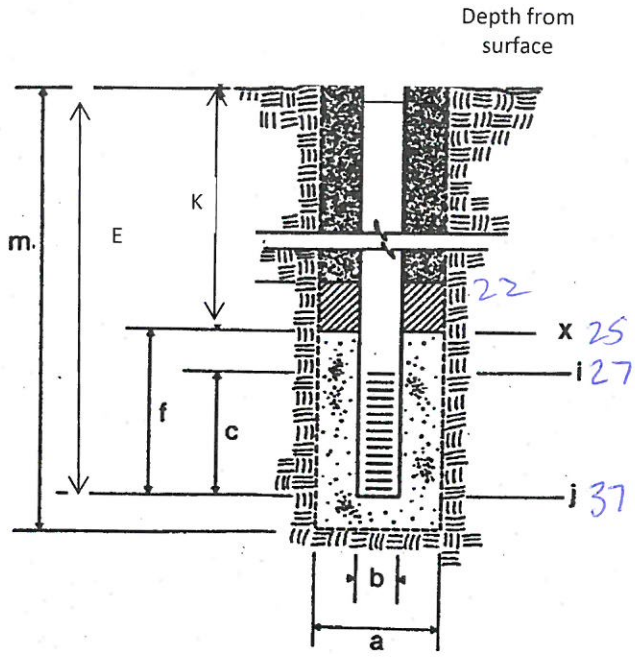

Backfill:

Type		Depth BGS
Sand	(f)	25
Bentonite	(k)	22
Concrete/Other		

# of sand bags 1

# of bentonite bags 0.5

Amount of water added to bentonite _____ (gals)

Amount of water added during installation _____ (gals)

Pad Information

☐ Circular....size _____ (inches)

☒ Square.....size _____ (inches)

Type of Well Cap: J-plug

Vault size (inches): 12

OTHER INFORMATION:

Development: 7/17/15
water level: 15.6
Approx gals purged: 10

MONITORING WELL DOCUMENTATION – FLUSH MOUNT

Terracon

No: TWRD41507-04

PROJECT NAME: Bannister

INSTALLATION DATE: 7/15/15

PROJECT LOCATION: 1500 E Bannister

PROJECT NO. 0213069

CONSTRUCTION DETAILS:

Boring Diameter (a) 4.25 inches

Casing Diameter (b) 2 inches I.D.

Casing Material sch. 40 PVC

Depth of Boring (m) 38.30

From Surface to (i) 28.3 (ft bgs)

to (j) 38.3 (ft bgs)

to (x) 26 (ft bgs)

Total casing length (e) 38.15

Screening length (c) 10

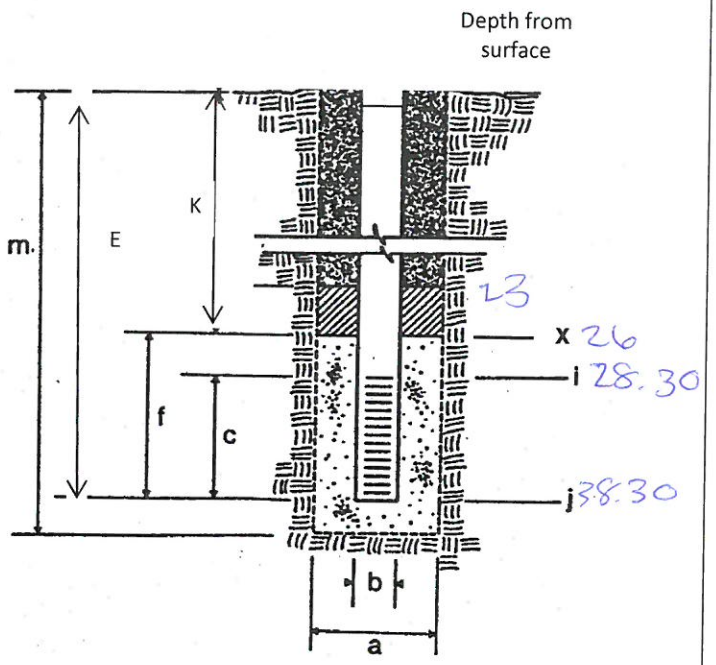

Backfill:

Type		Depth BGS
Sand	(f)	26
Bentonite	(k)	23
Concrete/Other		

# of sand bags 1

# of bentonite bags 0.5

Amount of water added to bentonite _____ (gals)

Amount of water added during installation _____ (gals)

Pad Information

☐ Circular....size _____ (inches)

☒ Square.....size _____ (inches)

Type of Well Cap: J-plug

Vault size (inches): 12

OTHER INFORMATION:

Development: 7/17/15
Water level: 10.80
Approx gals purged: 30 gal
* Flooded up

MISSOURI DEPARTMENT OF NATURAL RESOURCES
MISSOURI GEOLOGICAL SURVEY
MONITORING WELL CERTIFICATION RECORD

OFFICE USE ONLY		DATE RECEIVED	
REFERENCE NO. 506760		CHECK NO.	
STATE WELL NO.		REVENUE NO.	
ENTERED	APPROVED	DATE	ROUTE

INFORMATION SUPPLIED BY PRIMARY CONTRACTOR OR DRILLING CONTRACTOR (THIS FORM IS NOT TO BE USED FOR NESTED WELLS)

OWNER NAME	CONTACT NAME		TELEPHONE WITH AREA CODE
HONEYWELL			816-488-7332
OWNER ADDRESS (MAILING ADDRESS)	CITY	STATE	ZIP CODE
14520 BOTTS ROAD	KANSAS	MO	64147
SITE NAME	REGULATORY ID NUMBER	WELL NUMBER	VARIANCE NUMBER (IF ISSUED)
HONEYWELL-BFC		TWBD41507-01	
SITE ADDRESS (PHYSICAL ADDRESS IF DIFFERENT THAN MAILING)		CITY	COUNTY
1500 E. BANNISTER ROAD		KANSAS	JACKSON

SURFACE COMPLETION

TYPE: ☐ ABOVE GROUND ☑ FLUSH MOUNT

LENGTH AND DIAMETER OF SURFACE COMPLETION: LENGTH 1 FT. DIAMETER 8 IN.

DIAMETER AND DEPTH OF THE HOLE SURFACE COMPLETION WAS PLACED: DIAMETER 24sq IN. LENGTH 1 FT.

SURFACE COMPLETION GROUT: ☑ CONCRETE ☐ OTHER _____

LOCATION OF WELL (D/M/S FORMAT ONLY)

LAT. 38 ° 57 ' 24.3 "

LONG. 94 ° 34 ' 30.6 "

SMALLEST ____ ¼ LARGEST ____ ¼

SECTION ____ TOWNSHIP ____ NORTH

RANGE ____ ☐ EAST ☐ WEST

MONITORING FOR: (CHECK ALL THAT APPLY)

☐ RADIONUCLIDES ☐ PETROLEUM PRODUCTS ONLY
☐ EXPLOSIVES ☐ METALS ☑ VOCS
☐ SVOCS ☐ PESTICIDES/HERBICIDES

TYPE OF WELL

☐ GAS MIGRATION WELL ☑ OBSERVATION
☐ EXTRACTION WELL ☐ OPEN HOLE
☐ PIEZOMETERS ☐ INJECTION WELL
☐ DIRECT PUSH

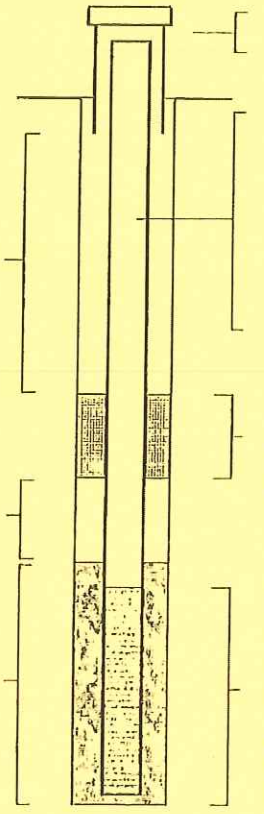

☐ LOCKING CAP
☐ WEEP HOLE

ELEVATION _____ FT.

ANNULAR SEAL
LENGTH 18 FT.
☐ SLURRY ☑ CHIPS
☐ PELLETS ☐ GRANULAR
☐ CEMENT/SLURRY

IF CEMENT/BENTONITE MIX:
BAGS OF CEMENT USED _____
% OF BENTONITE USED _____
WATER USED PER BAG _____ GAL

SECONDARY FILTER PACK
LENGTH N/A FT.

DEPTH TO TOP OF PRIMARY FILTER PACK 22 FT.

LENGTH OF PRIMARY FILTER PACK 12 FT.

SURFACE COMPLETION
☑ STEEL ☐ ALUMINUM ☐ PLASTIC

RISER
RISER PIPE DIAMETER 2 IN.
RISER PIPE LENGTH 24 FT.
DIAMETER OF DRILL HOLE 4.5 IN.
WEIGHT OR SDR# 40

MATERIAL
☐ STEEL ☑ THERMOPLASTIC (PVC)
☐ OTHER _____

BENTONITE SEAL
LENGTH 3FT.
☑ CHIPS ☐ PELLETS ☐ GRANULAR
☐ SATURATED ZONE ☑ HYDRATED

SCREEN
SCREEN DIAMETER 2 IN.
SCREEN LENGTH 10 FT.
DIAMETER OF DRILL HOLE 4.5 IN.
DEPTH TO TOP 24 FT.

SCREEN MATERIAL
☐ STEEL ☑ THERMOPLASTIC (PVC)
☐ OTHER _____

DEPTH TO	DEPTH FROM	FORMATION DESCRIPTION
(REDI	JOB#	152172-G)
1'	0	Concrete
34'	1'	Silty Clay to Bedrock
TOTAL DEPTH:		34'

STATIC WATER LEVEL 8.55 FT.

PUMP INSTALLED ☐ YES ☑ NO

FOR CASED WELLS, SUBMIT ADDITIONAL AS-BUILT DIAGRAMS SHOWING WELL CONSTRUCTION DETAILS INCLUDING TYPE & SIZE OF ALL CASING, HOLE DIAMETER & GROUT USED.

I HEREBY CERTIFY THAT THE MONITORING WELL HEREIN DESCRIBED WAS CONSTRUCTED IN ACCORDANCE WITH MISSOURI DEPARTMENT OF NATURAL RESOURCES REQUIREMENTS FOR THE CONSTRUCTION OF MONITORING WELLS.

PRIMARY CONTRACTOR SIGNATURE (IF DIFFERENT THAN DRILLER)	PERMIT NUMBER	DATE	WELL COMPLETION DATE
Jessica Blumy	6210-M	9/16/15	07/17/2015

WELL DRILLER SIGNATURE	PERMIT NUMBER	DATE	APPRENTICE SIGNATURE	PERMIT NUMBER
Eric Wetzel TR	4255 A	9/16/15		

MO 780-1415 (02-14) SEND COMPLETED FORM ALONG WITH $100 CERTIFICATION FEE TO: MISSOURI DEPARTMENT OF NATURAL RESOURCES, MISSOURI GEOLOGICAL SURVEY, WELLHEAD PROTECTION SECTION, PO BOX 250, ROLLA, MO 65402 PHONE: 573-368-2165 FAX: 573-368-2317 EMAIL: welldrillers@dnr.mo.gov

MISSOURI DEPARTMENT OF NATURAL RESOURCES
MISSOURI GEOLOGICAL SURVEY

MONITORING WELL CERTIFICATION RECORD

OFFICE USE ONLY		DATE RECEIVED	
REFERENCE NO. 506761		CHECK NO.	
STATE WELL NO.		REVENUE NO.	
ENTERED	APPROVED	DATE	ROUTE

INFORMATION SUPPLIED BY PRIMARY CONTRACTOR OR DRILLING CONTRACTOR (THIS FORM IS NOT TO BE USED FOR NESTED WELLS)

OWNER NAME	CONTACT NAME		TELEPHONE WITH AREA CODE
HONEYWELL			816-488-7332
OWNER ADDRESS (MAILING ADDRESS)	**CITY**	**STATE**	**ZIP CODE**
14520 BOTTS ROAD	KANSAS	MO	64147
SITE NAME	**REGULATORY ID NUMBER**	**WELL NUMBER**	**VARIANCE NUMBER (IF ISSUED)**
HONEYWELL-BFC		TWBD41507-02	
SITE ADDRESS (PHYSICAL ADDRESS IF DIFFERENT THAN MAILING)		**CITY**	**COUNTY**
1500 E. BANNISTER ROAD		KANSAS	JACKSON

SURFACE COMPLETION

TYPE: ☐ ABOVE GROUND ☑ FLUSH MOUNT

LENGTH AND DIAMETER OF SURFACE COMPLETION: LENGTH 1 FT. DIAMETER 8 IN.

DIAMETER AND DEPTH OF THE HOLE SURFACE COMPLETION WAS PLACED: DIAMETER 24sq IN. LENGTH 1 FT.

SURFACE COMPLETION GROUT: ☑ CONCRETE ☐ OTHER

LOCATION OF WELL (D/M/S FORMAT ONLY)

LAT. 38 ° 57 ' 23.6 "

LONG. 94 ° 34 ' 31.7 "

SMALLEST ¼ LARGEST ¼

SECTION _____ TOWNSHIP _____ NORTH

RANGE _____ ☐ EAST ☐ WEST

MONITORING FOR: (CHECK ALL THAT APPLY)

☐ RADIONUCLIDES ☐ PETROLEUM PRODUCTS ONLY
☐ EXPLOSIVES ☐ METALS ☑ VOCS
☐ SVOCS ☐ PESTICIDES/HERBICIDES

TYPE OF WELL

☐ GAS MIGRATION WELL ☑ OBSERVATION
☐ EXTRACTION WELL ☐ OPEN HOLE
☐ PIEZOMETERS ☐ INJECTION WELL
☐ DIRECT PUSH

☐ LOCKING CAP
☐ WEEP HOLE

ELEVATION _____ FT.

ANNULAR SEAL

LENGTH 22 FT.

☐ SLURRY ☑ CHIPS
☐ PELLETS ☐ GRANULAR
☐ CEMENT/SLURRY

IF CEMENT/BENTONITE MIX:

BAGS OF CEMENT USED _____

% OF BENTONITE USED _____

WATER USED PER BAG _____ GAL.

SECONDARY FILTER PACK

LENGTH N/A FT.

DEPTH TO TOP OF PRIMARY FILTER PACK 26 FT.

LENGTH OF PRIMARY FILTER PACK 12 FT.

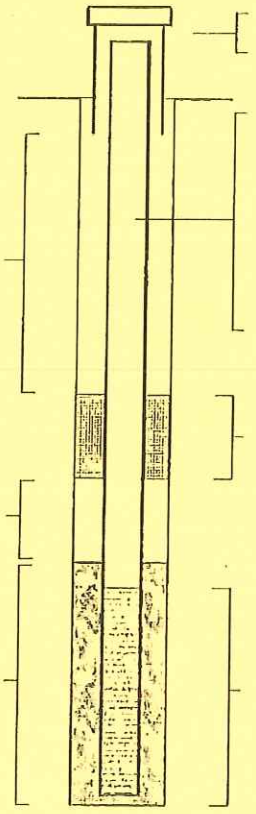

SURFACE COMPLETION
☑ STEEL ☐ ALUMINUM ☐ PLASTIC

RISER
RISER PIPE DIAMETER 2 IN.
RISER PIPE LENGTH 28 FT.
DIAMETER OF DRILL HOLE 4.5 IN.
WEIGHT OR SDR# 40

MATERIAL
☐ STEEL ☑ THERMOPLASTIC (PVC)
☐ OTHER

BENTONITE SEAL
LENGTH 3FT.
☑ CHIPS ☐ PELLETS ☐ GRANULAR
☐ SATURATED ZONE ☑ HYDRATED

SCREEN
SCREEN DIAMETER 2 IN.
SCREEN LENGTH 10 FT.
DIAMETER OF DRILL HOLE 4.5 IN.
DEPTH TO TOP 28 FT.

SCREEN MATERIAL
☐ STEEL ☑ THERMOPLASTIC (PVC)
☐ OTHER

DEPTH TO	DEPTH FROM	FORMATION DESCRIPTION
(REDI	JOB#	152172-G)
1'	0	Concrete
38'	1'	Silty Clay to Bedrock
TOTAL DEPTH:		38'

STATIC WATER LEVEL 9.41 FT.

PUMP INSTALLED ☐ YES ☑ NO

FOR CASED WELLS, SUBMIT ADDITIONAL AS-BUILT DIAGRAMS SHOWING WELL CONSTRUCTION DETAILS INCLUDING TYPE & SIZE OF ALL CASING, HOLE DIAMETER & GROUT USED.

I HEREBY CERTIFY THAT THE MONITORING WELL HEREIN DESCRIBED WAS CONSTRUCTED IN ACCORDANCE WITH MISSOURI DEPARTMENT OF NATURAL RESOURCES REQUIREMENTS FOR THE CONSTRUCTION OF MONITORING WELLS.

PRIMARY CONTRACTOR SIGNATURE (IF DIFFERENT THAN DRILLER)		PERMIT NUMBER	DATE	WELL COMPLETION DATE
Jessie Shuey		6210-M	9/16/15	07/17/2015
WELL DRILLER SIGNATURE	**PERMIT NUMBER**	**DATE**	**APPRENTICE SIGNATURE**	**PERMIT NUMBER**
Eric Wetzel TR	42554	9/16/15		

MO 780-1415 (02-14) SEND COMPLETED FORM ALONG WITH $100 CERTIFICATION FEE TO: MISSOURI DEPARTMENT OF NATURAL RESOURCES, MISSOURI GEOLOGICAL SURVEY, WELLHEAD PROTECTION SECTION, PO BOX 250, ROLLA, MO 65402 PHONE: 573-368-2165 FAX: 573-368-2317 EMAIL: welldrillers@dnr.mo.gov

MISSOURI DEPARTMENT OF NATURAL RESOURCES
MISSOURI GEOLOGICAL SURVEY

MONITORING WELL CERTIFICATION RECORD

OFFICE USE ONLY		DATE RECEIVED	
REFERENCE NO. 506762		CHECK NO.	
STATE WELL NO.		REVENUE NO.	
ENTERED	APPROVED	DATE	ROUTE / /

INFORMATION SUPPLIED BY PRIMARY CONTRACTOR OR DRILLING CONTRACTOR (THIS FORM IS NOT TO BE USED FOR NESTED WELLS)

OWNER NAME: HONEYWELL	CONTACT NAME:		TELEPHONE WITH AREA CODE: 816-488-7332
OWNER ADDRESS (MAILING ADDRESS): 14520 BOTTS ROAD	CITY: KANSAS	STATE: MO	ZIP CODE: 64147
SITE NAME: HONEYWELL-BFC	REGULATORY ID NUMBER:	WELL NUMBER: TWBD41507-03	VARIANCE NUMBER (IF ISSUED):
SITE ADDRESS (PHYSICAL ADDRESS IF DIFFERENT THAN MAILING): 1500 E. BANNISTER ROAD		CITY: KANSAS	COUNTY: JACKSON

SURFACE COMPLETION

TYPE: ☐ ABOVE GROUND ☑ FLUSH MOUNT

LENGTH AND DIAMETER OF SURFACE COMPLETION: LENGTH 1 FT. DIAMETER 8 IN.

DIAMETER AND DEPTH OF THE HOLE SURFACE COMPLETION WAS PLACED: DIAMETER 24sq IN. LENGTH 1 FT.

SURFACE COMPLETION GROUT: ☑ CONCRETE ☐ OTHER ______

LOCATION OF WELL (D/M/S FORMAT ONLY)

LAT. 38 ° 57 ' 23.3 "

LONG. 94 ° 34 ' 33.1 "

SMALLEST ___ ¼ ___ ¼ ___ ¼ LARGEST

SECTION ______ TOWNSHIP ______ NORTH

RANGE ______ ☐ EAST ☐ WEST

☐ LOCKING CAP

☐ WEEP HOLE

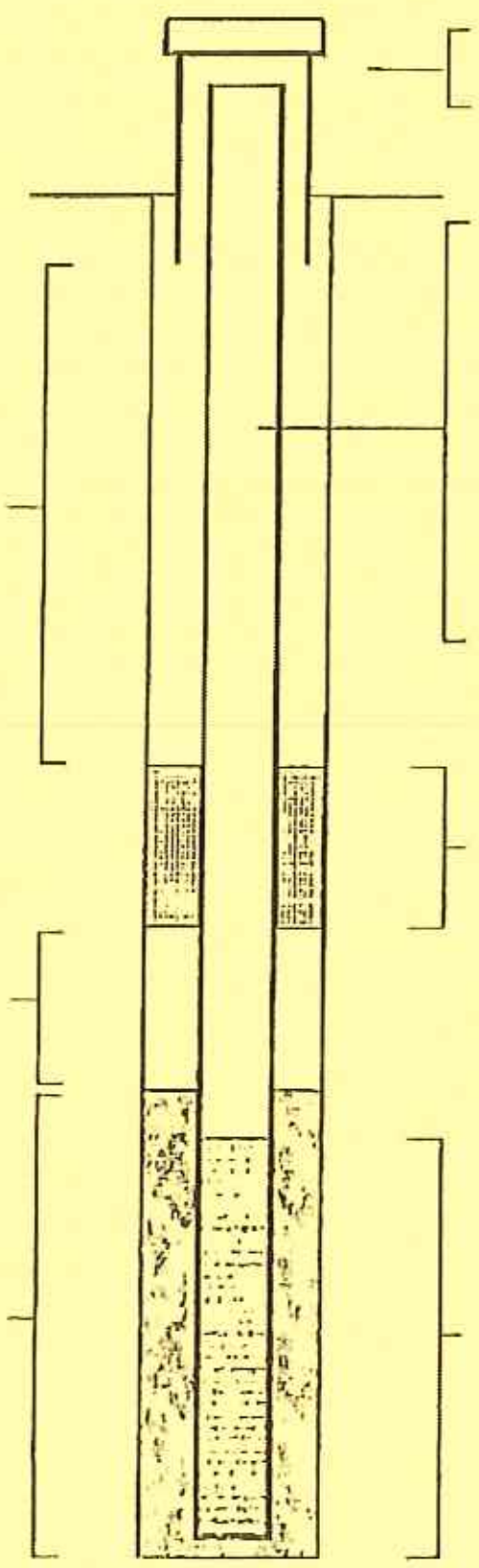

SURFACE COMPLETION
☑ STEEL ☐ ALUMINUM ☐ PLASTIC

MONITORING FOR: (CHECK ALL THAT APPLY)
☐ RADIONUCLIDES ☐ PETROLEUM PRODUCTS ONLY
☐ EXPLOSIVES ☐ METALS ☑ VOCS
☐ SVOCS ☐ PESTICIDES/HERBICIDES

ELEVATION ______ FT.

RISER
RISER PIPE DIAMETER 2 IN.
RISER PIPE LENGTH 27 FT.
DIAMETER OF DRILL HOLE 4.5 IN.
WEIGHT OR SDR# 40

TYPE OF WELL
☐ GAS MIGRATION WELL ☑ OBSERVATION
☐ EXTRACTION WELL ☐ OPEN HOLE
☐ PIEZOMETERS ☐ INJECTION WELL
☐ DIRECT PUSH

ANNULAR SEAL
LENGTH 21 FT.
☐ SLURRY ☑ CHIPS
☐ PELLETS ☐ GRANULAR
☐ CEMENT/SLURRY

IF CEMENT/BENTONITE MIX:
BAGS OF CEMENT USED ______
% OF BENTONITE USED ______
WATER USED PER BAG ______ GAL.

MATERIAL
☐ STEEL ☑ THERMOPLASTIC (PVC)
☐ OTHER ______

DEPTH TO	DEPTH FROM	FORMATION DESCRIPTION
(REDI	JOB#	152172-G)
1'	0	Concrete
37'	1'	Silty Clay to Bedrock

BENTONITE SEAL
LENGTH 3FT.
☑ CHIPS ☐ PELLETS ☐ GRANULAR
☐ SATURATED ZONE ☑ HYDRATED

SECONDARY FILTER PACK
LENGTH N/A FT.

DEPTH TO TOP OF PRIMARY FILTER PACK 25 FT.

LENGTH OF PRIMARY FILTER PACK 12 FT.

SCREEN
SCREEN DIAMETER 2 IN.
SCREEN LENGTH 10 FT.
DIAMETER OF DRILL HOLE 4.5 IN.
DEPTH TO TOP 27 FT.

SCREEN MATERIAL
☐ STEEL ☑ THERMOPLASTIC (PVC)
☐ OTHER ______

TOTAL DEPTH: 37'

STATIC WATER LEVEL 15.6 FT.

PUMP INSTALLED ☐ YES ☑ NO

FOR CASED WELLS, SUBMIT ADDITIONAL AS-BUILT DIAGRAMS SHOWING WELL CONSTRUCTION DETAILS INCLUDING TYPE & SIZE OF ALL CASING, HOLE DIAMETER & GROUT USED.

I HEREBY CERTIFY THAT THE MONITORING WELL HEREIN DESCRIBED WAS CONSTRUCTED IN ACCORDANCE WITH MISSOURI DEPARTMENT OF NATURAL RESOURCES REQUIREMENTS FOR THE CONSTRUCTION OF MONITORING WELLS.

PRIMARY CONTRACTOR SIGNATURE (IF DIFFERENT THAN DRILLER)	PERMIT NUMBER	DATE	WELL COMPLETION DATE
Jessie Sherry	6210-M	9/16/15	07/17/2015

WELL DRILLER SIGNATURE	PERMIT NUMBER	DATE	APPRENTICE SIGNATURE	PERMIT NUMBER
Eric Wetzel	9255M	9/16/15		

MO 780-1415 (02-14) SEND COMPLETED FORM ALONG WITH $100 CERTIFICATION FEE TO: MISSOURI DEPARTMENT OF NATURAL RESOURCES, MISSOURI GEOLOGICAL SURVEY, WELLHEAD PROTECTION SECTION, PO BOX 250, ROLLA, MO 65402 PHONE: 573-368-2165 FAX: 573-368-2317 EMAIL: welldrillers@dnr.mo.gov

MISSOURI DEPARTMENT OF NATURAL RESOURCES
MISSOURI GEOLOGICAL SURVEY

MONITORING WELL CERTIFICATION RECORD

OFFICE USE ONLY		DATE RECEIVED	
REFERENCE NO. 506763		CHECK NO.	
STATE WELL NO.		REVENUE NO.	
ENTERED	APPROVED	DATE	ROUTE

INFORMATION SUPPLIED BY PRIMARY CONTRACTOR OR DRILLING CONTRACTOR (THIS FORM IS NOT TO BE USED FOR NESTED WELLS)

OWNER NAME	CONTACT NAME		TELEPHONE WITH AREA CODE
HONEYWELL			816-488-7332
OWNER ADDRESS (MAILING ADDRESS)	CITY	STATE	ZIP CODE
14520 BOTTS ROAD	KANSAS	MO	64147
SITE NAME	REGULATORY ID NUMBER	WELL NUMBER	VARIANCE NUMBER (IF ISSUED)
HONEYWELL-BFC		TWBD41507-04	
SITE ADDRESS (PHYSICAL ADDRESS IF DIFFERENT THAN MAILING)		CITY	COUNTY
1500 E. BANNISTER ROAD		KANSAS	JACKSON

SURFACE COMPLETION

TYPE: ☐ ABOVE GROUND ☑ FLUSH MOUNT

LENGTH AND DIAMETER OF SURFACE COMPLETION: LENGTH 1 FT. DIAMETER 8 IN.

DIAMETER AND DEPTH OF THE HOLE SURFACE COMPLETION WAS PLACED: DIAMETER 24sq IN. LENGTH 1 FT.

SURFACE COMPLETION GROUT: ☑ CONCRETE ☐ OTHER

LOCATION OF WELL (D/M/S FORMAT ONLY)

LAT. 38 ° 57 ' 23.3 "

LONG. 94 ° 34 ' 33.1 "

SMALLEST ¼ LARGEST ¼ SECTION TOWNSHIP NORTH RANGE ☐ EAST ☐ WEST

MONITORING FOR: (CHECK ALL THAT APPLY)
☐ RADIONUCLIDES ☐ PETROLEUM PRODUCTS ONLY
☐ EXPLOSIVES ☐ METALS ☑ VOCS
☐ SVOCS ☐ PESTICIDES/HERBICIDES

TYPE OF WELL
☐ GAS MIGRATION WELL ☑ OBSERVATION
☐ EXTRACTION WELL ☐ OPEN HOLE
☐ PIEZOMETERS ☐ INJECTION WELL
☐ DIRECT PUSH

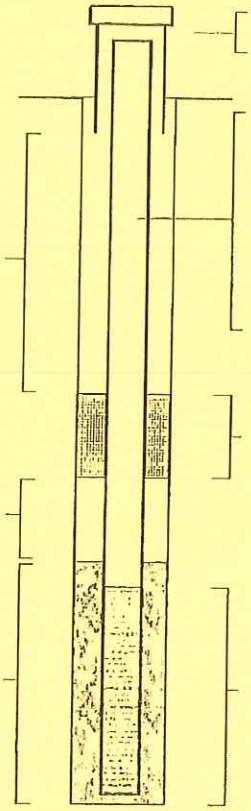

☐ LOCKING CAP
☐ WEEP HOLE

ELEVATION _____ FT.

ANNULAR SEAL
LENGTH 22 FT.
☐ SLURRY ☑ CHIPS
☐ PELLETS ☐ GRANULAR
☐ CEMENT/SLURRY
IF CEMENT/BENTONITE MIX:
BAGS OF CEMENT USED
% OF BENTONITE USED
WATER USED PER BAG GAL.

SECONDARY FILTER PACK
LENGTH N/A FT.

DEPTH TO TOP OF PRIMARY FILTER PACK 26 FT.

LENGTH OF PRIMARY FILTER PACK 12 FT.

SURFACE COMPLETION
☑ STEEL ☐ ALUMINUM ☐ PLASTIC

RISER
RISER PIPE DIAMETER 2 IN.
RISER PIPE LENGTH 28 FT.
DIAMETER OF DRILL HOLE 4.5 IN.
WEIGHT OR SDR# 40

MATERIAL
☐ STEEL ☑ THERMOPLASTIC (PVC)
☐ OTHER

BENTONITE SEAL
LENGTH 3FT.
☑ CHIPS ☐ PELLETS ☐ GRANULAR
☐ SATURATED ZONE ☑ HYDRATED

SCREEN
SCREEN DIAMETER 2 IN.
SCREEN LENGTH 10 FT.
DIAMETER OF DRILL HOLE 4.5 IN.
DEPTH TO TOP 28 FT.

SCREEN MATERIAL
☐ STEEL ☑ THERMOPLASTIC (PVC)
☐ OTHER

DEPTH TO	DEPTH FROM	FORMATION DESCRIPTION
(REDI	JOB#	152172-G)
1'	0	Concrete
38'	1'	Silty Clay to Bedrock
TOTAL DEPTH:		38'

STATIC WATER LEVEL 10.8 FT.

PUMP INSTALLED ☐ YES ☑ NO

FOR CASED WELLS, SUBMIT ADDITIONAL AS-BUILT DIAGRAMS SHOWING WELL CONSTRUCTION DETAILS INCLUDING TYPE & SIZE OF ALL CASING, HOLE DIAMETER & GROUT USED.

I HEREBY CERTIFY THAT THE MONITORING WELL HEREIN DESCRIBED WAS CONSTRUCTED IN ACCORDANCE WITH MISSOURI DEPARTMENT OF NATURAL RESOURCES REQUIREMENTS FOR THE CONSTRUCTION OF MONITORING WELLS.

PRIMARY CONTRACTOR SIGNATURE (IF DIFFERENT THAN DRILLER)	PERMIT NUMBER	DATE	WELL COMPLETION DATE
Jessi Stump	6210-M	9/16/15	07/17/2015

WELL DRILLER SIGNATURE	PERMIT NUMBER	DATE	APPRENTICE SIGNATURE	PERMIT NUMBER
F. Wetzel TR	425 M	9/16/15		

MO 780-1415 (02-14) SEND COMPLETED FORM ALONG WITH $100 CERTIFICATION FEE TO: MISSOURI DEPARTMENT OF NATURAL RESOURCES, MISSOURI GEOLOGICAL SURVEY, WELLHEAD PROTECTION SECTION, PO BOX 250, ROLLA, MO 65402 PHONE: 573-368-2165 FAX: 573-368-2317 EMAIL: welldrillers@dnr.mo.gov